



# Comprehensive Annual Financial Report

Year Ended June 30, 2019



Pitt County Courthouse

# CAFR



**PITT COUNTY**  
**NORTH CAROLINA**

**Comprehensive Annual  
Financial Report**

**For Year Ended June 30, 2019**

**Prepared By:**  
**Pitt County Financial Services**

**Brian Barnett**

**Finance Director – Financial Services**

*This page left blank intentionally.*

# **PITT COUNTY, NORTH CAROLINA**

## **COMPREHENSIVE ANNUAL FINANCIAL REPORT FOR THE YEAR ENDED JUNE 30, 2019**

### **TABLE OF CONTENTS**

<b><u>Exhibit</u></b>		<b><u>Page</u></b>
	<b>INTRODUCTORY SECTION</b>	
	County's Transmittal Letter	1-5
	Pitt County Community Profile	6-18
	GFOA's Certificate of Achievement for Excellence in Financial Reporting	19
	List of Principal Officials	20
	Organizational Charts	21-22
	Mission, Values, and Goals Statements	23
	<b>FINANCIAL SECTION</b>	
	<b>Independent Auditor's Report</b>	24-26
	<b>Management's Discussion and Analysis</b>	27-36
	<b>Basic Financial Statements:</b>	
	<b>Government-Wide Financial Statements:</b>	
A	Statement of Net Position	37
B	Statement of Activities	38-39
	<b>Fund Financial Statements:</b>	
C	Balance Sheet - Governmental Funds	40-41
D	Statement of Revenues, Expenditures, and Changes in Fund Balances - Governmental Funds	42
E	Reconciliation of the Statement of Revenues, Expenditures, and Changes in Fund Balances - Governmental Funds to the Statement of Activities	43
F	General Fund - Statement of Revenues, Expenditures, and Changes in Fund Balance - Budget and Actual	44
G	Statement of Net Position - Proprietary Funds	45
H	Statement of Revenues, Expenses, and Changes in Fund Net Position - Proprietary Funds	46
I	Statement of Cash Flows - Proprietary Funds	47
J	Statement of Fiduciary Net Position - Fiduciary Funds	48
	<b>Notes to the Financial Statements</b>	49-102



# PITT COUNTY, NORTH CAROLINA

## COMPREHENSIVE ANNUAL FINANCIAL REPORT FOR THE YEAR ENDED JUNE 30, 2019

### TABLE OF CONTENTS

<u>Schedule</u>		<u>Page</u>
	<b>Supplemental Financial Data:</b>	
	Law Enforcement Officers' Special Separation Allowance - Schedule of Changes in Total Pension Liability	103
	Law Enforcement Officers' Special Separation Allowance - Schedule of Total Pension Liability as a Percentage of Covered Payroll	104
	Other Post-Employment Benefits - Schedule of Changes in the Total OPEB Liability and Related Ratios	105
	Local Government Employees' Retirement System - Proportionate Share of Net Pension Liability (Asset) - Required Supplementary Information - Last Six Fiscal Years	106
	Local Government Employees' Retirement System - Schedule of County Contributions - Required Supplementary Information - Last Six Fiscal Years	107
	Register of Deeds' Supplemental Pension Fund - Proportionate Share of Net Pension Liability (Asset) - Required Supplementary Information - Last Six Fiscal Years	108
	Register of Deeds' Supplemental Pension Fund - Schedule of County Contributions - Required Supplementary Information - Last Six Fiscal Years	109
	<b>Other Supplemental Schedules:</b>	
A-1	Schedule of Ad Valorem Taxes Receivable	110
A-2	Analysis of Current Tax Levy - County-Wide Levy	111
A-3	Analysis of Current Year Levy - Secondary Market Disclosures	112
A-4	Ten Largest Taxpayers	113
A-5	Combining Balance Sheet - Nonmajor Governmental Funds	114
A-6	Combining Statement of Revenues, Expenditures, and Changes in Fund Balances - Nonmajor Governmental Funds	115
	<b>General Fund:</b>	
B-1	Schedule of Revenues, Expenditures, and Changes in Fund Balance - Budget and Actual	116-118
B-2	Combining Schedule of Revenues, Expenditures, and Changes in Fund Balances - All Departments	119-120
B-3	General Services Department - Schedule of Revenues, Expenditures, and Changes in Fund Balance - Budget and Actual	121-128

# PITT COUNTY, NORTH CAROLINA

## COMPREHENSIVE ANNUAL FINANCIAL REPORT FOR THE YEAR ENDED JUNE 30, 2019

### TABLE OF CONTENTS

<b><u>Schedule</u></b>		<b><u>Page</u></b>
B-4	Public Health Department - Schedule of Revenues, Expenditures, and Changes in Fund Balance - Budget and Actual	129-131
B-5	Social Services Department - Schedule of Revenues, Expenditures, and Changes in Fund Balance - Budget and Actual	132
B-6	Court Facility Department - Schedule of Revenues, Expenditures, and Changes in Fund Balance - Budget and Actual	133
B-7	Mental Health Department - Schedule of Revenues, Expenditures, and Changes in Fund Balance - Budget and Actual	134
	<b>Special Revenue Funds:</b>	
C-1	Combining Balance Sheet - Nonmajor Special Revenue Funds	135-136
C-2	Combining Statement of Revenues, Expenditures, and Changes in Fund Balances - Nonmajor Special Revenue Funds	137-138
C-3	State/Federal Forfeiture Fund - Schedule of Revenues, Expenditures, and Changes in Fund Balance - Budget and Actual	139
C-4	CDBG Special Revenue Fund - Schedule of Revenues and Expenditures - Budget and Actual	140
C-5	CDBG Single Family Rehabilitation Fund - Schedule of Revenues and Expenditures - Budget and Actual	141
C-6	Grants Fund - Schedule of Revenues, Expenditures, and Changes in Fund Balance - Budget and Actual	142
C-7	Pitt Area Transit System Special Revenue Fund - Schedule of Revenues, Expenditures, and Changes in Fund Balance - Budget and Actual	143
C-8	Fire Districts Fund - Schedule of Revenues, Expenditures, and Changes in Fund Balance - Budget and Actual	144
C-9	EMS District Fund - Schedule of Revenues, Expenditures, and Changes in Fund Balance - Budget and Actual	145
C-10	Emergency Telephone System Fund - Schedule of Revenues, Expenditures, and Changes in Fund Balance - Budget and Actual	146
C-11	Subdivision Improvements Fund - Schedule of Revenues, Expenditures, and Changes in Fund Balance - Budget and Actual	147
C-12	Hurricane Relief Fund - Schedule of Revenues, Expenditures, and Changes in Fund Balance - Budget and Actual	148
C-13	Hurricane Grant Program Fund - Schedule of Revenues, Expenditures, and Changes in Fund Balance - Budget and Actual	149
	<b>Capital Project Funds:</b>	
D-1	2016 Limited Obligation Bonds - Major Schedule of Revenues and Expenditures - Budget and Actual	150
D-2	School Capital Reserve Fund - Major Schedule of Revenues and Expenditures - Budget and Actual	151

# PITT COUNTY, NORTH CAROLINA

## COMPREHENSIVE ANNUAL FINANCIAL REPORT FOR THE YEAR ENDED JUNE 30, 2019

### TABLE OF CONTENTS

<u>Schedule</u>		<u>Page</u>
	<b>Capital Project Funds (continued):</b>	
D-3	Combining Balance Sheet - Nonmajor Capital Project Funds	152-153
D-4	Combining Statement of Revenues, Expenditures, and Changes in Fund Balances - Nonmajor Capital Project Funds	154-155
D-5	Communication Expansion Phase II Capital Project Fund - Schedule of Revenues and Expenditures - Budget and Actual	156
D-6	Community Schools and Recreation Capital Project Fund - Schedule of Revenues and Expenditures - Budget and Actual	157
D-7	School Improvement Capital Project Fund - Schedule of Revenues, Expenditures, and Changes in Fund Balance - Budget and Actual	158
D-8	Industrial Development Building Fund - Schedule of Revenues, Expenditures, and Changes in Fund Balance - Budget and Actual	159
D-9	County Capital Reserve Fund - Schedule of Revenues, Expenditures, and Changes in Fund Balance - Budget and Actual	160
D-10	Pitt Community College - 2014 GO Bond Capital Project Fund - Schedule of Revenues and Expenditures - Budget and Actual	161
D-11	Indigreen Improvements Fund - Schedule of Revenues and Expenditures - Budget and Actual	162
D-12	2016B Limited Obligation Bond Fund - Schedule of Revenues and Expenditures - Budget and Actual	163
D-13	Capital Reserve Fund - Schedule of Revenues, Expenditures, and Changes in Fund Balance - Budget and Actual	164
D-14	Animal Shelter Improvements Fund - Schedule of Revenues, Expenditures, and Changes in Fund Balance - Budget and Actual	165
D-15	PCC Maintenance Project Fund - Schedule of Revenues, Expenditures, and Changes in Fund Balance - Budget and Actual	166
D-16	911 Back Up PSAP Center Fund - Schedule of Revenues, Expenditures, and Changes in Fund Balance - Budget and Actual	167
	<b>Major Fund:</b>	
E-1	Debt Service Fund - Schedule of Revenues, Expenditures, and Changes in Fund Balance - Budget and Actual	168
	<b>Enterprise Fund:</b>	
F-1	Solid Waste - Schedule of Revenues and Expenditures - Budget and Actual (Non-GAAP)	169
	<b>Internal Service Funds:</b>	
G-1	Combining Statement of Net Position	170
G-2	Combining Statement of Revenues, Expenditures, and Changes in Net Position	171

# PITT COUNTY, NORTH CAROLINA

## COMPREHENSIVE ANNUAL FINANCIAL REPORT FOR THE YEAR ENDED JUNE 30, 2019

### TABLE OF CONTENTS

<b><u>Schedule</u></b>		<b><u>Page</u></b>
	<b>Internal Service Funds (continued):</b>	
G-3	Combining Statement of Cash Flows	172
G-4	County Garage Internal Service Fund - Schedule of Revenues and Expenditures - Plan and Actual (Non-GAAP)	173
G-5	Active Employee Medical Insurance Internal Service Fund - Schedule of Revenues and Expenditures - Plan and Actual (Non-GAAP)	174
G-6	Retiree Medical Insurance Internal Service Fund - Schedule of Revenues and Expenditures - Plan and Actual (Non-GAAP)	175
G-7	Workers' Compensation Internal Service Fund - Schedule of Revenues and Expenditures - Plan and Actual (Non-GAAP)	176
	<b>Trust and Agency Funds:</b>	
H-1	Combining Balance Sheet	177
H-2	Combining Statement of Changes in Assets and Liabilities	178
	<b>Table</b>	
	<b>Statistical Section:</b>	
1	Net Position by Component	179
2	Changes in Net Position	180-181
3	Fund Balances, Governmental Funds	182
4	Changes in Fund Balances, Governmental Funds	183
5	Assessed Value and Actual Value of Taxable Property	184
6	Direct and Overlapping Property Tax Rates	185
7	Principal Property Taxpayers	186
8	Property Tax Levies and Collections	187
9	Ratios of Outstanding Debt by Type	188
10	Ratios of Net General Bonded Debt Outstanding	189
11	Legal Debt Margin Information	190
12	Direct and Overlapping Governmental Activities Debt	191
13	Demographic and Economic Statistics	192
14	Principal Employers	193
15	Full-Time Equivalent County Government Employees by Function	194
16	Operating Indicators by Function	195
17	Capital Asset Statistics by Function	196

*This page left blank intentionally.*

## **I. INTRODUCTORY SECTION**

- Pitt County Financial Services' Transmittal Letter
- Pitt County Profile
- GFOA Certificate of Achievement for Excellence in Financial Reporting
- List of Principal Officials
- Organizational Charts
- Mission, Values and Goals Statements



*This page left blank intentionally.*

November 19, 2019

The Honorable Chairman and Members of the Board of Commissioners  
Pitt County Government  
Greenville, NC 27834

Dear Board Members:

State law requires that a local government have its financial records audited as soon as possible after the close of the fiscal year by an independent, certified public accountant. Law also requires that the local government publish a complete set of financial statements presented in conformance with generally accepted accounting principles (GAAP). Pursuant to these requirements, it is our pleasure to present the Board of Commissioners and the citizens of Pitt County with the Comprehensive Annual Financial Report (CAFR) for Pitt County for the fiscal year ended June 30, 2019. This report is published to provide citizens, the Board of Commissioners, staff, and third party readers with information concerning the financial position of the County.

Responsibility for both the accuracy of the presented data and the completeness and fairness of the presentation, including all disclosures, rests with the Pitt County Financial Services Department. We believe the data, as presented, is accurate in all material aspects, that it is presented in a manner designed to fairly set forth the financial position and results of operations of the County as measured by the financial activity of its various funds, and that all disclosures necessary to enable the reader to gain a comprehensive understanding of the County's financial activity have been included. Specific attention should be given to the enclosed "Management's Discussion and Analysis" (MD&A) which provides staff commentary and additional information on the financial statements and condition of the County. The MD&A can be found in the Financial Section of the report, immediately following the Independent Auditor's Report.

## **Independent Audit**

Martin Starnes & Associates, CPAs, P.A., a firm of independent certified public accountants, audited the financial records of the County and their opinion has been included in this report. The goal of the independent audit was to provide reasonable assurance that the financial statements of the County are free of material misstatement. Their audit was made in accordance with generally accepted auditing standards and, included examining on a test basis, evidence supporting the amounts and disclosures in the basic financial statements as well as assessing the accounting principles used and significant estimates made by management. Their opinion

concluded that the accompanying financial statements for the fiscal year ended June 30, 2019 have been prepared in conformity with generally accepted accounting principles and supported the issuance of an unmodified opinion. Issuance of an unmodified opinion means an auditor, upon review of a county's financial statements and accompanying notes, certifies that the financial statements are reliable and represent the true financial condition of the county.

This independent audit was part of a federally mandated "Single Audit" designed to meet the legal requirements of federal grantor agencies. The auditors not only have to report on the fair presentation of the financial statements, but also on the government's internal controls. Results of the "Single Audit" disclosed no material internal control weaknesses or material violations of laws and regulations relative to its major federal programs. Information related to this single audit, including the "Schedule of Expenditures of Federal and State Awards", findings, recommendations, and applicable laws and regulations, are detailed in the Compliance Letters.

The financial statements have been prepared in compliance with applicable General Statutes of North Carolina and in conformance with standards set forth by:

- \*The Government Accounting Standards Board (GASB)
- \*The State Auditor, State of North Carolina
- \*The Government Finance Officers Association of the United States & Canada (GFOA)
- \*The American Institute of Certified Public Accountants and its Committee on Governmental Accounting and Auditing (AICPA)

There has been significant summarizing of financial detail to make the report easily readable and understandable.

In addition to the funds of the County, the combined financial statements include the discrete presentation of two legally separate entities: Pitt County ABC Board and the Pitt County Industrial Development Commission. These entities are component units of the County and are presented as such in the Government-wide financial statement of the report.

The CAFR includes all funds of the County in addition to all activities upon which the County exercises oversight responsibility. Financial support is also extended to certain boards, agencies, and commissions to assist their efforts in serving citizens. Among these are the Pitt County Board of Education and Pitt Community College both of which are supported financially but whose actions are governed by their respective boards. The County has evaluated its relationship with each of these entities according to criteria established by GASB Statement 14. However, as County allocations do not constitute a major portion of their revenues, or because the County has no authority to designate their management, none of these organizations have been included in the CAFR. Note 1 – Section B, and Note 15 of the Notes to the Basic Financial Statements provide detailed explanations of the County's relationship to each outside entity and the reasons for their inclusion or exclusion in this report.

## **Major Initiatives**

During the year, the County was involved in a number of major projects and programs. These projects and programs directly impact the operational readiness and efficiency of the County, which may directly or indirectly affect the financial condition of the County. Highlights of these projects are discussed in the following paragraphs:

**Education.** Pitt County provided a \$579,462 increase in current expense funding to the Board of Education over the prior year with a total appropriation of \$40,550,269. Of that amount, \$39,550,269 was appropriated for current expense while \$1,000,000 was appropriated for capital expense. Pitt Community College's current expense appropriation for operations was increased by 1.36% to \$5,888,438.

**Public Safety.** The Sheriff's overall budget increased by 3.3% over the prior year. This increase allowed for continuation of the certification incentive pay program and continuation of holiday pay. No new positions were added to the Sheriff's budget. Four new Senior Paramedic positions were added to the EMS District budget

**Installment Financing.** In March, the County closed an installment financing of \$300,000 for computer equipment and software.

**Personnel.** A recommended market adjustment of 2.0% was implemented effective January 1, 2019. The County continued the pay-for-performance system that has been in place for more than 19 years. Under this system, annual performance plans are created for each employee and then an annual evaluation is completed to measure work performance against the predefined plan. Each employee that satisfactorily meets their goals and makes the appropriate score is then eligible for an incremental increase.

## **Financial Information**

**Internal Control.** The County's internal control structure is designed to ensure that the assets of the County are protected from loss, theft or misuse and to ensure that adequate accounting data is compiled to allow for the preparation of financial statements in conformity with generally accepted accounting principles. The internal control structure is designed to provide reasonable, but not absolute, assurance that these objectives are met for both internal and external reporting purposes. Refining internal controls is an ongoing process that is necessary to provide these assurances.

**Budget.** Any internal control structure is only as good as the budget used to monitor compliance. North Carolina General Statutes require the adoption of an annual budget for all funds except fiduciary funds, internal service funds and those funds for which expenditures are authorized by project ordinance. The annual budget is adopted on the modified accrual basis of accounting, as mandated by the statutes, and is an integral part of the County's accounting system and daily operations.

Under modified accrual accounting, revenues are recorded when they are both measurable and available. The County makes every attempt to maintain a diverse and stable revenue base to shelter it from short and long-term fluctuations in any one revenue source. Aggressive collection

policies are in place to ensure the highest collection percentage possible for County revenues. User charges and fees are reviewed annually to establish amounts that support the cost of services provided.

Expenditures are recorded when a liability is incurred, except for accrued vacation benefits. Governmental fund types, such as the County's General Fund, Special Revenue Funds and Capital Project Funds are reported on the modified accrual basis. Proprietary Funds of the County are reported on the accrual basis whereby revenues are recorded when earned and expenses are recorded when incurred. The Board of County Commissioners can only amend the budget since it creates a legal limit on spending authorizations. Once the budget or project ordinance is adopted, budgetary control is maintained to ensure compliance with the budget as adopted or amended. Department or function within each individual fund as deemed appropriate establishes the level of budgetary control. At the end of the fiscal year, encumbrances are reported as a reservation of fund balance. Unencumbered balances lapse for annually adopted budgets. It is believed that the County's internal accounting controls adequately protect assets and provide reasonable assurance of the proper recording of financial transactions.

## **Awards**

The Government Finance Officers Association of the United States and Canada (GFOA) awarded the Certificate of Achievement for Excellence in Financial Reporting (CAFR) to the County of Pitt for its CAFR for the fiscal year ended June 30, 2018. This was the twenty-ninth (29<sup>th</sup>) consecutive year that the County has achieved this prestigious award. In order to be awarded a Certificate of Achievement, a government unit must publish an easily readable and efficiently organized CAFR. This report must satisfy both generally accepted accounting principles and applicable legal requirements. A Certificate of Achievement is only valid for a period of one year. The County believes that our current CAFR continues to meet the Certificate of Achievement Program's requirements and it will be submitted to GFOA to determine its eligibility for another certificate.

In addition, the County has received GFOA's Distinguished Budget Presentation Award for its annual budget document for the Fiscal Year beginning July 1, 2018. This marks the twenty-second (22<sup>nd</sup>) consecutive fiscal year the County has received this companion award. In order to qualify for the Distinguished Budget Presentation Award, the County's budget document was judged to be proficient in several categories, including as a policy document, a financial plan, an operations guide and as a communications tool. The County has submitted the Fiscal Year 2019-2020 budget document to GFOA to determine its eligibility for another Certificate of Achievement.

Finally, the County published its Popular Annual Financial Report (PAFR) for the fiscal year ending June 30, 2018 and was awarded its fourth GFOA Award for Outstanding Achievement in Popular Annual Financial Reporting.

## Acknowledgements

Thanks are given to each member of the Financial Services Department for their assistance in the preparation of this report. It is due to their professional competency and dedication that this CAFR was completed and contains full financial information about the County's operations. We would also like to recognize the cooperation of each County department as we work together to serve all of the residents of Pitt County. Additional thanks are due to the Board of Commissioners for their continued leadership and support. You have played a vital role in helping the County achieve and maintain a high degree of fiscal integrity. This report reflects the continued fiscal stability of Pitt County and we submit it to you with pride.

Respectfully submitted,

A handwritten signature in black ink that reads "Brian Barnett". The signature is written in a cursive style with a large, stylized "H" at the end.

Brian Barnett  
Deputy County Manager - CFO

A handwritten signature in blue ink that reads "D. Scott Elliott". The signature is written in a cursive style with a large, stylized "E" at the end.

D. Scott Elliott  
County Manager





## COMMUNITY PROFILE

### HISTORY



Pitt County got its name from William Pitt, Earl of Chatham. William Pitt was an English statesman and orator, born in London, England, UK. He studied at Oxford University and in 1731, Pitt joined the army. Pitt led the young “Patriot” Whigs and in 1756 became secretary of state, where he was a pro-freedom speaker in British Colonial government. Pitt County was founded in 1760 under British Colonial government. Prior to 1760, there was one large county, Beaufort, which was split into five smaller counties, Pitt County being one of those smaller counties.

For over a century, Pitt County was recognized for being an important tobacco market and the home of a small State-supported college. By the mid 1960’s, the new image began to evolve. The small college, East Carolina Teachers College, had become the third largest state-supported college, and enrollment approached 8,000 students – twice the 1960 enrollment figure. In 1967, it became East Carolina University. The ECU Medical School admitted its first four-year class in 1977. At the turn of the century, enrollment at ECU topped the 18,000 mark and current enrollment is just under 29,000 students.

Vidant Medical Center was originally known as Pitt Community Hospital and was located near downtown Greenville. In 1934, it changed to Pitt General Hospital, and then again to Pitt County Memorial Hospital





## COMMUNITY PROFILE

(PCMH) in 1949. The hospital moved to West Greenville in 1951, and then to its current location in 1977. Vidant Medical Center was transferred by Pitt County in 1998 for operation by Pitt County Memorial Hospital, Inc., as a private non-profit corporation and renamed Vidant Medical Center in 2011.

### ORGANIZATIONAL OVERVIEW

The County operates under the Commissioner-Manager form of government with nine members of the Board of Commissioners being elected from districts on a partisan basis for staggered, four-year terms. The Chairman presides over all County Commissioner meetings (typically held on the first and third Mondays of each month) and has the ability to vote on any issue. The Commissioners enact all general



and technical ordinances, approve the annual budget and set the accompanying tax rate, approve contracts and originate general management policies. The Commissioners employ a County Manager, who serves at the Board's pleasure and directs the daily operations of the County with the assistance of two Deputy Managers.

Property taxes may be levied by the County without a vote of the people and are collected as an annual ad valorem tax (\$0.731 per \$100 valuation for fiscal year 2019-20) on the appraised value of all real and tangible personal property within its boundaries.

### DEMOGRAPHICS & LOCAL ECONOMY

Pitt County has a land area of approximately 656 square miles. Located in the coastal plain, the County is in the heart of eastern North Carolina, approximately 90 miles east of the capital city of Raleigh, 75 miles west of the Atlantic Ocean, and 220 miles south of Washington, D. C. The Tar River runs through the center of the County. The land generally slopes toward the east and is level with low rolling hills in the west. The temperature averages from a daily high of 72 degrees to a daily low of 50 degrees. The average annual precipitation is 49.04 inches of rainfall with only occasional accumulations of snowfall.

Pitt County is rapidly growing, well-diversified in employment and a service center for eastern North Carolina. As one of the fastest growing centers in the State, the population increased by 33.8% between 2000 and 2018 census reports. Pitt County ranks as the 27th most populated County in North Carolina. The Greenville Metropolitan Statistical Area (MSA), which encompasses all of Pitt County, was the fourth fastest growing MSA in the state during the 2000's.

The local economy is well diversified with industries in advanced manufacturing, pharmaceuticals, life science, and food processing. Agriculture is still a strong contributor to the economy – tobacco, corn,



## COMMUNITY PROFILE

soybeans, wheat, peanuts, eggs, livestock, poultry and vegetables are the primary agricultural products. The diversity, quality, and availability of human resources in Pitt County are primary reasons why such notable and diverse companies as DSM Dyneema, Hyster-Yale, ASMO, Grady White, and the Roberts Company have established major manufacturing facilities in our communities and continued expansion of these industries. Every major manufacturer has expanded their operations in Pitt County since their initial location, regardless of whether they produce pharmaceuticals or textiles. Pitt County retains its position as the number one retail trade center in the central and northern areas of eastern North Carolina. Taxable sales activity for fiscal year ending June 2018 (\$2.356 billion) shows Pitt County ranked at 12th in the state with a 6.96% increase over the previous fiscal year.

Various industries are represented in Pitt County, such as: health care, pharmaceutical manufacturing, chemical manufacturing, fiberglass boat manufacturing, lift truck manufacturing, agriculture, metal fabrication, education, and retail to name a few. From 2000-2017, the civilian labor force expanded by 27% compared with the 12.9% for the state. Within the same period employment increased by 13.2% in Pitt County versus a 3.6% gain statewide.

### Top 10 Major County Employers

Major Non-Manufacturing	Product	Established	# of Employees
Vidant Medical Center	Health Care	1951	6,760
East Carolina University	Education	1907	5,672
Pitt County Schools	Education	1885	3,699
City of Greenville	Government	1956	1,132
Pitt Community College	Education	1961	1,100
County of Pitt	Government	1760	1,020
Walmart*	Department Store	1989/2013	673
Physicians East	Health Care	1965	615
Convergys	Customer Service Center	1999	530
Greenville Utilities Commission	Public Utilities	1905	467

\*Two separate locations in the County.

Major Manufacturing	Product	Established	# of Employees
Patheon, part of Thermo Fisher Scientific	Pharmaceuticals	2000	1,261
Hyster-Yale	Lift Trucks	1974	1,226
Alliance One International	Tobacco Processing	1907	850
DENSO Manufacturing of North Carolina	Small Electric Motors	1995	722
Mayne Pharma, Inc.	Pharmaceuticals	1994	629
TRC, Inc. (The Roberts Company)	Metal Fabrication	1978	485
DSM Dyneema, LLC	Chemicals	2001	425
Attends Healthcare Products	Paper Products	1999	400
Grady-White Boats	Fiberglass Boats	1959	349
Eastern Carolina Vocational Center	Picture Frames & Battery Terminals	1965	220



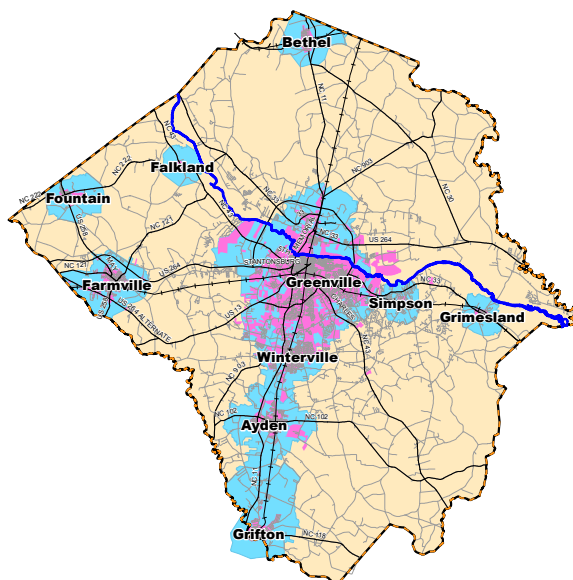
## COMMUNITY PROFILE

Greenville, the County seat and largest municipality in Pitt County, is centrally located within the County. There are nine other incorporated municipalities within Pitt County including Ayden, Bethel, Falkland, Farmville, Fountain, Grifton, Grimesland, Simpson and Winterville.

Municipal Population					
	2010 Census	2017 Estimated	Growth Amount	Percent Growth	Percent of Total 2017 County Population
<b>Pitt County</b>	168,166	178,017	9,851	5.97%	
Municipalities in Pitt County					
<b>Ayden</b>	4,932	4,976	44	0.89%	2.80%
<b>Bethel</b>	1,577	1,551	-26	-1.65%	0.87%
<b>Falkland</b>	96	97	1	1.04%	0.05%
<b>Farmville</b>	4,654	4,645	-9	-0.19%	2.61%
<b>Fountain</b>	427	427	0	0.00%	0.24%
<b>Greenville</b>	84,554	89,226	4,672	5.53%	50.12%
<b>Grifton*</b>	2,431	2,505	74	3.04%	1.41%
<b>Grimesland</b>	441	449	8	1.81%	0.25%
<b>Simpson</b>	416	441	25	6.01%	0.25%
<b>Winterville</b>	9,269	9,445	176	1.90%	5.31%

Source: NC Office of State and Budget Management July 2017 Municipal Estimates by County

\*The Town of Grifton is located in Pitt County and Lenior County





# COMMUNITY PROFILE

## EDUCATION

Pitt County is served by a public school system as well as many excellent private parochial and non-parochial schools. Advanced educational opportunities within the County are also abundant. Pitt County Schools, Pitt Community College and East Carolina University are preparing students to compete and succeed in the global economy.

### Pitt County Schools



The area's educational system is the pride of eastern North Carolina! Pitt County Schools has 38 schools which serve Pitt County and its municipalities. The public school system receives extensive local support, reflected in modern classroom facilities, a wide range of extracurricular activities, and student performance above state and national averages on standardized achievement tests. The graduating class of 2018 was offered \$33,088,154 in scholarships, the highest total ever for the district. The system serves in excess of 24,000 students and continues to see annual growth in its student population.

The Pitt County School Administrative Unit consists of a nine member governing Board of Education. It is made up of nine districts. Members are elected on a nonpartisan basis and serve four-year staggered terms. The superintendent is appointed by the Board and serves as secretary to the Board.

Elementary School (K-5)	K-8 Schools	Middle Schools (6-8)	High Schools (9-12)
Ayden Elementary	Bethel School	A.G. Cox Middle	Ayden-Grifton High
Belvoir Elementary	Chicod School	Ayden Middle	D.H. Conley High
Creekside Elementary	G.R. Whitfield School	C.M. Eppes Middle	Farmville High
Eastern Elementary	Grifton School	E.B. Aycock Middle	J.H. Rose High
Elmhurst Elementary	Pactolus School	Farmville Middle	North Pitt High
Falkland Elementary	Stokes School	Hope Middle	South Central High
H.B. Sugg Elementary		Wellcome Middle	Pitt County Schools Early College High School (2)
Lakeforest Elementary			
Northwest Elementary			
Ridgewood Elementary			
Sam D. Bundy Elementary			
South Greenville Elementary			
W.H. Robinson Elementary			
Wahl-Coates Elementary			
Wintergreen Intermediate			
Wintergreen Primary			

Other: Pitt County Pre-Kindergarten, Sadie Saulter





## COMMUNITY PROFILE

The State provides funding for a basic minimum educational program which is supplemented by the County and Federal governments. This minimum program provides funds for operational costs only. The financing of public school facilities has been a joint State and County effort. Local financial support from the County is provided for capital and operating costs which are not provided for by the State or Federal governments.

### **Pitt Community College**

Established in 1961, Pitt Community College (PCC) is accredited by the Commission on Colleges of the Southern Association of Colleges and Schools of the Southern Association of Colleges and Schools to award Associate Degrees. PCC is governed by a 12-member Board of Trustees, four of whom are appointed by the Board of Commissioners, four by the County Board of Education and four by the Governor to serve four-year, staggered terms. The State provides primary funding for the Community College. The remainder is shared by the Federal Government, Pitt County, and other funds such as grants. County funds may be used for both capital and operating costs.



PCC is a comprehensive two-year college offering approximately 48 Associate in Applied Science degree programs, 68 certificate programs, 27 diploma programs and 11 college transfer programs. More than 41 of these programs can be taken entirely over the internet. In terms of enrollment in curriculum programs, PCC is the sixth largest Community College in North Carolina's 58 campus community college system. PCC's educational programs and services are focused to meet the needs of local communities for higher education, employment skills, basic education skills, job retraining, personal growth and development, community workplace literacy, and community and economic development. PCC offers a wide variety of business/industrial curriculum programs (machining, electronic servicing, industrial maintenance, information systems, etc.). Special training programs are specifically designed to meet the start-up and up-grade skill needs of industry, regardless of the type of operation or employment size of the facility. PCC is well known in the North Carolina Community College System for its specialization in Health Sciences career and college transfer programs.

Pitt Community College is an active participant in Pitt County's continuum of education. The college works closely with Pitt County Schools and East Carolina University to improve the articulation of education in the county. PCC works with Pitt County Schools to offer one of the largest Career Tech programs in the state. Career Tech is a curriculum guide which prepares students for technical careers.





## COMMUNITY PROFILE

### East Carolina University

East Carolina University (ECU), the third largest of North Carolina's 53 private and public four-year colleges and universities, has an enrollment of over 29,000. East Carolina's Graduate School enrolls over 5,000 students in more than 75 graduate programs.

Founded in 1907 as a state-supported teacher training school, it became a liberal arts college in 1941 and a state university in 1967. ECU holds the distinction of being classified among the Doctoral/Research Universities by the Carnegie Foundation. The institution offers approximately 200 undergraduate, graduate, and doctoral degrees through its colleges and professional schools. ECU leads the state in distance education offering more than 60 degrees and certificate programs online. The University's Brody School of Medicine operates a family practice center, cancer center, and outpatient clinics in several medical specialties. It is well-known for its groundbreaking work in telemedicine and robotic surgery.



### East Carolina University School of Dental Medicine

The ECU School of Dental Medicine enrolled its first class of pre-doctoral students in 2011. In 2014, pre-doctoral students joined the Community Service Learning Centers (CSLCs) to gain hands-on experience treating patients in rural, underserved areas across the state. The faculty, staff, student, and patient populations are growing rapidly as they live out the vision to educate the next generation of primary care dentists with a focus on serving rural and underserved areas of North Carolina. Programs include the pre-doctoral program, leading to a doctor of dental medicine degree (DMD), and post graduate programs in advanced education in general dentistry (AEGD), general practice residency, and pediatric dentistry.





## COMMUNITY PROFILE

### TRANSPORTATION

Access to the area is provided by an east-west Interstate-quality freeway, a north-south four-lane highway, two railroads, and three commercial airports. An international airport is within a two hour drive and Interstate 95 is within 30 miles of Pitt County. Thirty motor freight carriers provide regular service to the area, with eight operating terminals within the County. Three major deep water ports – Wilmington, NC, Morehead City, NC, and Norfolk, VA – are each within 120 miles of the area.

The County has approximately 1,800 linear miles of public roads and highways currently maintained by the North Carolina Department of Transportation.

The Pitt-Greenville Airport is a municipal facility owned jointly by the County and the City of Greenville and located adjacent to the Greenville Industrial Park in the northwest portion of Greenville. The Airport, just under 1,000 acres, is a non-hub Regional (Commuter) Airport currently served by American Airlines, with round trips daily to its hub in Charlotte. In addition to airline activity, the Airport serves as the portal of entry for a myriad of corporate and business aircraft serving such clients as DSM Pharmaceuticals, Grady-White Boats, Weyerhaeuser, and Hyster-Yale. Other services utilizing the Airport include air ambulance and air freight companies.



Daily rail service is provided to the County by CSX Transportation and Norfolk – Southern Railway, two of the nation's largest railroad systems. Interconnecting in Greenville, these systems allow for the transport of freight shipments to and from such cities as Atlanta, New Orleans, Miami, St. Louis, Chicago, Detroit, Philadelphia and Pittsburgh.

The County is served by two public transit systems – one that is operated by the City of Greenville (Greenville Area Transit – GREAT) and one that is operated by the County (Pitt Area Transit System – PATS). The City of Greenville operates an urban bus system within its corporate limits. The County has no financial responsibility for subsidizing this service. The County operates Pitt Area Transit as a department of County government with an appointed advisory board to oversee the operation of this department and general public transportation services.





# COMMUNITY PROFILE

## HEALTH & WELFARE

### Social Services

The Department of Social Services administers the following Public Assistance or Income Maintenance Programs: Medicaid, Work First Cash Assistance, Special Assistance to Adults, Food Stamps, and Energy Assistance. In addition to the public assistance programs, the Department of Social Service operates the child support enforcement program. The Department of Social Services provides protective services for abused and neglected children and adults, foster care for children and adults, adoption services, day care services for children, family planning, employment counseling services, in-home services, and individual and family adjustment services. The Department also assists persons in securing health care consumer education and other informational services. In April 2019, DSS organized the first ever Child Abuse Awareness Festival at the Town Common in Greenville.



### Mental Health

As a result of House Bill 381, adopted in the 2002 legislative session, Public Mental Health authorities in North Carolina changed from direct service providers to managers of service. While the transition was a multi-year process, Pitt County completed its transition to a Local Management Entity (LME) effective July 1, 2005. By taking a planned orderly approach, the citizens have continued to receive excellent care from private providers. In May 2006, Pitt County adopted a "Resolution of Intent" and actively pursued the creation of a 9-county LME to be made up of Pitt, Craven, Beaufort, Jones, Pamlico, Bertie, Gates, Northampton & Hertford Counties. Effective July 1, 2010, the service area of the LME increased with the addition of 10 counties in the Northeastern portion of North Carolina creating a management entity overseeing 19 counties and close to 600,000 residents.

Effective July 1, 2015, Pitt County officially became one of 24 counties that make up Trillium Health Resources. Trillium Health Resources is an LME/MCO (Managed Care Organization) managing mental health, developmental disabilities and substance abuse services throughout the eastern NC region. Trillium Health Resources partnered with nonprofit Healing Transitions with plans to open a \$10 million, 200 bed substance abuse recovery center at Pitt County Government's North of the River complex in the future.



## COMMUNITY PROFILE

Pitt County continues to annually allocate local funds to provide services above and beyond those funded by the State or third party payor sources. For fiscal year 2019-20, the County's budgeted appropriation is \$487,500. In addition to these local dollars, Pitt County also passes through ABC revenue to Trillium Health Resources to support alcohol counseling and recovery services. The LME/MCO budget is supported by fees for services, County, State and Federal funds.

### Public Health

The primary purpose of the Public Health Department is to ensure the health and well-being of the citizens of the County by means of various population based activities that fall into the general strategy of health promotion and disease prevention. This strategy distinguishes public health activities from other health care activities that are more curative in nature and more individualized in scope. The responsibility for administration of activities as assumed by County government is implemented through the County Board of Health.

The scope of Public Health Department activities falls into six broad categories: (1) control of communicable diseases, including environmental health activities, control of sexually transmitted diseases, tuberculosis and other childhood diseases in child care settings; (2) specific health care services to assure minimal preventive health services for the indigent, including immunization, family planning, prenatal care, well baby care and specialized

During fiscal year 2018-19 the Leroy James Farmers' Market extended its boundaries and set up vendor stands on Wednesdays at the government circle complex. The Market is known as the *G-Circle Market*. This has given local farmers the opportunity to sell fresh produce and goods at another location and reach citizens North of the River.



services for children with special needs; (3) nutrition education and food supplementation; (4) screening and early detection activities directed at the adult population; (5) support and follow-up services especially for high risk infants and pregnant women; and (6) health education and health promotion activities, including an on-going community diagnosis to identify specific community based health problems and develop appropriate interventions.

### Food, Lodging and Institutional Sanitation

Protecting citizens from unnecessary environmental risks has always been a priority of Public Health. The Department of Environmental Health under the direction of Public Health, inspects all restaurants, food and drink stands, mobile food units, push carts, temporary food stands, stands at festivals, meat markets, hotels, motels, bed and breakfast establishments, schools, childcare facilities, residential care homes, and tattoo artists/establishments to ensure that they comply with the sanitation standards established by the state health department.





## COMMUNITY PROFILE

### HEALTHCARE

#### Vidant Medical Center



Vidant Medical Center (formerly operated as Pitt County Memorial Hospital) is the central location of Vidant Health System, with over 900 licensed beds. Eleven of the twenty members of the Board of Trustees of the Corporation are appointed by the Pitt County Board of Commissioners. Vidant Medical Center is one of four academic medical teaching centers in the State and serves as a teaching hospital for the ECU Brody School of Medicine. Vidant Medical Center is a regional health care referral center serving over 1.4 million people in a 29-County area with a multitude of services that include organ transplant; a Level I Trauma Center; air ambulance service; neonatal intensive care; and centers for rehabilitation, diabetes, cancer, and cardiac care.

#### Leo W. Jenkins Cancer Center

Vidant Health officials broke ground on March 20, 2015 for a new cancer center and Eddie and Jo Allison Smith tower at Vidant Medical Center. The new center was designed to create a state-of-the-art medical destination for oncology patients and families. The new six-story, 418,000-square-foot cancer center and bed tower is adjacent to the East Carolina Heart Institute on the Vidant Medical Center campus. The 96-bed facility is designed so all inpatient beds can provide care at either intensive or intermediate care levels. The facility opened to patients March 26, 2018.



## COMMUNITY PROFILE

### James and Connie Maynard Children's Hospital



The James and Connie Maynard Children's Hospital at Vidant Medical Center officially opened in June 2013 with officials predicting it will become a special healing place for the hundreds of thousands of children whose families live east of I-95. It is the first and only facility designed and built specifically for children in the 29-county region served by Vidant. The 78,000-foot addition to the existing hospital is brightly decorated in colors soothing to children. Officials

said a key focus of the design was to provide an environment conducive to patient- and family-centered care. The facility has 130 inpatient beds, 67 outpatient beds and a special care nursery consisting of 21 beds, each in a private room. It also has the Kids Immunosuppressed Specialty Unit (KISU), a six-bed unit for children with cancer, blood disorders and other conditions that require treatments which compromise their immune systems.

### Brody School of Medicine

Brody School of Medicine (BSOM) was established in 1974 by an act of the North Carolina General Assembly. Brody School of Medicine has a threefold mission: to produce primary care physicians—especially family doctors—to serve the State, to increase opportunities for minorities and disadvantaged students to pursue a medical education, and to enhance the system of health care in eastern North Carolina. In addition to educational programs, patient care and research are focal points of the Brody School of Medicine. The school is the principal source of advanced referral medical care for citizens of Eastern North Carolina, and is an important source of primary care for citizens of Pitt County.

### East Carolina Heart Institute



The East Carolina Heart Institute opened in January 2009 as a partnership with Vidant and ECU along with cardiovascular experts in private practice, academic medicine and research. It is the first institute in NC devoted exclusively to education, research, treatment and prevention in cardiovascular diseases. The institute has set the standard for cardiovascular care in NC.





## COMMUNITY PROFILE

### PARKS & RECREATION

Over the past thirty years, Pitt County Community Schools and Recreation has developed recreation programs and joint-use recreation facilities on school campuses throughout the county. In October 2017, Pitt County's County Home Complex was designated as one of five Great Public Spaces through the American Planning Association's 2017 Great Places in America Program. The complex includes Alice F. Keene District Park, Pitt County Council on Aging, Making Pitt Fit Community Garden, Wintergreen School, Eastern Carolina Village and Farm Muesum, Leroy James Farmers' Market, the Animal Shelter and Recycling Center.

In 2010, the County dedicated the district park as the Alice F. Keene Park. The Alice F. Keene Park includes 1.25 miles in walking trails, two lighted softball fields, 4 multipurpose fields, a playground, horseshoe bocce basketball and pickleball courts and a concession stand with restrooms. A ceremony was held on November 2, 2018 to dedicate the newly constructed basketball and pickleball courts in honor of former County Engineer Phillip G. Dickerson, Sr.



The *Making Pitt Fit Community Garden* began operating in 2012. Located adjacent to the Farmer's Market, two elementary schools, Alice F. Keene District Park, the Council on Aging, the Community College Greenhouse and near several underserved neighborhoods, the garden is accessible to a cross section of the population. The goal of the garden is to increase the consumption of fruits and vegetables and increase physical activity through work in the garden and use of the District Park. The garden includes an intergenerational component with students from the elementary schools



working with seniors. Current participation reflects diversity of ages, races, cultural and socioeconomic backgrounds. Through the strong support, guidance and hard work of the Community Garden Advisory Committee, strategies have been put in place to build a strong infrastructure and foundation that will ensure the quality of the community garden for years to come.



Government Finance Officers Association

**Certificate of  
Achievement  
for Excellence  
in Financial  
Reporting**

Presented to

**County of Pitt  
North Carolina**

For its Comprehensive Annual  
Financial Report  
for the Fiscal Year Ended

**June 30, 2018**

*Christopher P. Morill*

Executive Director/CEO

## **PITT COUNTY, NORTH CAROLINA**

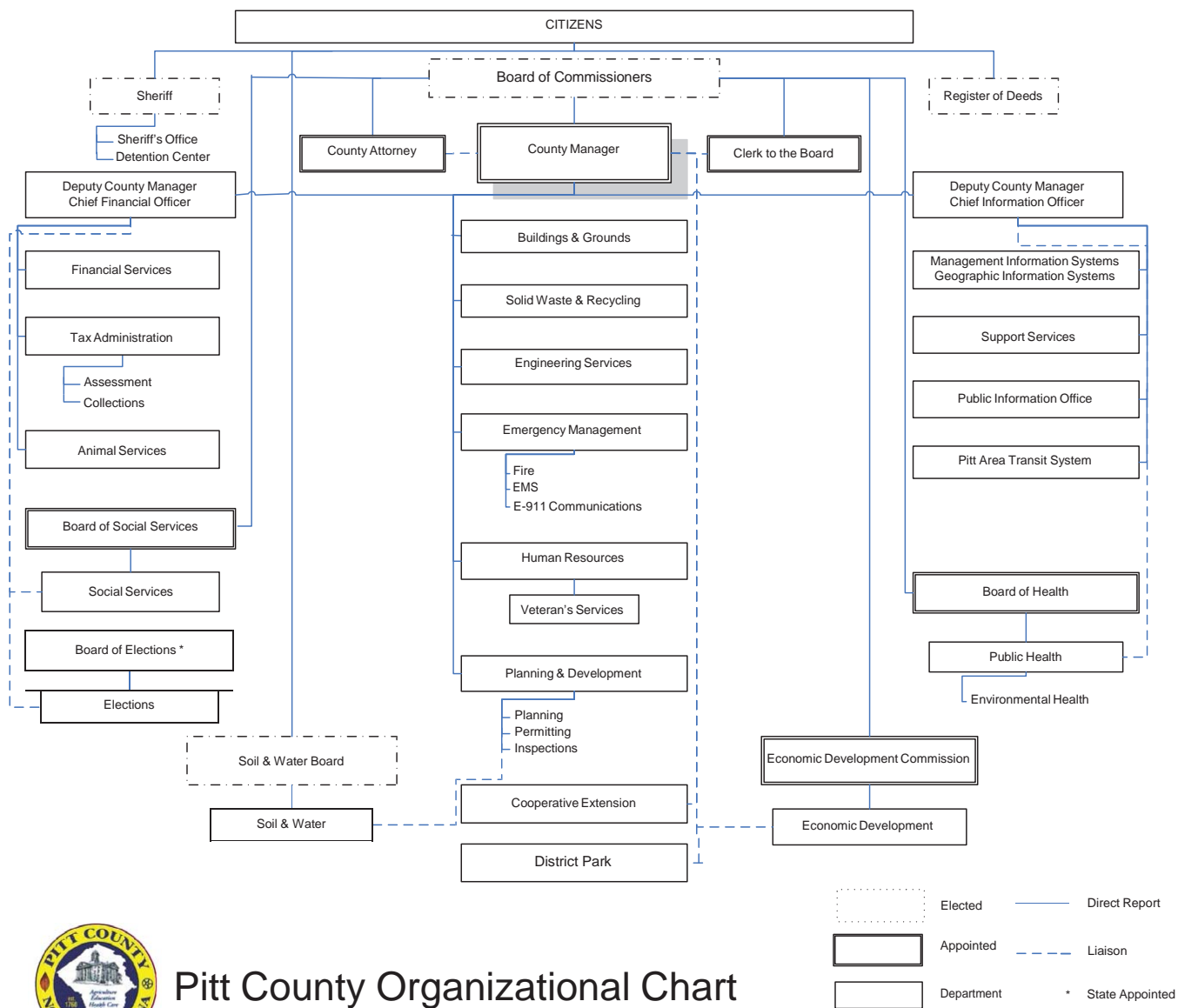
### **LIST OF PRINCIPAL OFFICIALS For Year Ended June 30, 2019**

#### **BOARD OF COUNTY COMMISSIONERS**

BETH B. WARD	Chair
MELVIN C. MCLAWHORN	Vice-Chair
ALEX ALBRIGHT	
TOM COULSON	
MIKE FITZPATRICK	
ANN FLOYD HUGGINS	
CHRISTOPHER NUNNALLY	
MARY PERKINS-WILLIAMS	
LAUREN WHITE	

#### **COUNTY OFFICIALS**

D. SCOTT ELLIOTT	County Manager
BRIAN M. BARNETT	Deputy County Manager – Chief Financial Officer
MICHAEL C. TAYLOR	Deputy County Manager – Chief Information Officer
KIMBERLY W. HINES	Clerk to the Board
JANIS GALLAGHER	County Attorney
TIM CORLEY	County Engineer
LISA NICHOLS	Register of Deeds
PAULA DANCE	Sheriff
SCOTT DARNELL	Economic Developer
JAN ELLIOTT	Social Services Director
DR. JOHN SILVERNAIL	Public Health Director
FLORIDA D. HARDY	Director of Human Resources
MICHAEL EMORY	Director of Public Information & Media Relations



## Pitt County Organizational Chart

## Pitt County Appointed Boards & Committees

Jointly Appointed Boards	County Appointed Boards & Committees	Jointly Appointed Boards
City & County		State & County
<ul style="list-style-type: none"> <li>➤ <b>Convention &amp; Visitors Authority</b></li> <li>➤ <b>Pitt-Greenville Airport Authority</b></li> <li>➤ <b>Sheppard Memorial Library</b></li> <li>➤ <b>Ayden Planning Board</b></li> <li>➤ <b>Bethel Board of Adjustment</b></li> <li>➤ <b>Bethel Planning &amp; Zoning Board</b></li> <li>➤ <b>East Carolina Village of Yesteryear</b></li> <li>➤ <b>Farmville Planning &amp; Zoning</b></li> <li>➤ <b>Greenville Board of Adjustment</b></li> <li>➤ <b>Greenville Planning &amp; Zoning Commission</b></li> <li>➤ <b>Greenville Utilities Commission</b></li> <li>➤ <b>Grifton Planning &amp; Zoning Board</b></li> <li>➤ <b>Grimesland Board of Adjustment</b></li> <li>➤ <b>Grimesland Planning Board</b></li> <li>➤ <b>Simpson Planning Board</b></li> <li>➤ <b>Winterville Board of Adjustment</b></li> <li>➤ <b>Winterville Planning &amp; Zoning Board</b></li> </ul>	<ul style="list-style-type: none"> <li>➤ <b>Animal Services Advisory</b></li> <li>➤ <b>PC Board of Adjustment</b></li> <li>➤ <b>Board of Equalization &amp; Review</b></li> <li>➤ <b>Pitt County Farm &amp; Food Council</b></li> <li>➤ <b>Committee for Employment of People with Disabilities</b></li> <li>➤ <b>EMS Oversight Committee</b></li> <li>➤ <b>Industrial Revenue &amp; Pollution Control Authority</b></li> <li>➤ <b>Juvenile Criminal Prevention Council (JCPC)</b></li> <li>➤ <b>Local Firemen's Relief Fund Board</b></li> <li>➤ <b>Nursing Home/Advisory Adult Care Community Advisory</b></li> <li>➤ <b>PC Child Fatality Prevention Team</b></li> <li>➤ <b>Pitt Area Transit System (PATS) Advisory Board</b></li> <li>➤ <b>Pitt Regional Infrastructure Development Effort (PRIDE)</b></li> <li>➤ <b>PC Planning Board</b></li> <li>➤ <b>Trillium Health Resources (ECBH – Local Mgmt Entity)</b></li> <li>➤ <b>Agricultural Advisory Board</b></li> <li>➤ <b>Board of Health</b></li> <li>➤ <b>Development Commission</b></li> <li>➤ <b>Domestic Violence Fatality Review Team</b></li> <li>➤ <b>Farmer's Market Policy Committee</b></li> <li>➤ <b>Fire District Commission</b></li> <li>➤ <b>Home &amp; Community Care Block Grant Committee</b></li> </ul>	<ul style="list-style-type: none"> <li>➤ <b>Alcoholic Beverage Control (ABC)</b></li> <li>➤ <b>Jury Commission</b></li> <li>➤ <b>Pitt Community College Board of Trustees</b></li> <li>➤ <b>Vidant Medical Center Board of Trustees</b></li> <li>➤ <b>NC Eastern Alliance</b></li> <li>➤ <b>Social Services Board</b></li> </ul>

\*OTHER BOARDS: Mid-East Commission, Mid-East Regional Housing Authority, Region Q Workforce Development Board



# MISSION, VISION, VALUES & GOALS

## COUNTY OF PITT

### MISSION STATEMENT

*The Mission of Pitt County Government is to enhance the health, safety, and well-being of our community by advocating for and providing quality services in a friendly, efficient and cost-effective manner.*

### VISION

*A Leader in the State; Best in the East.*

### VALUES

*Pitt County Government believes our purpose is public service. Thus, we adhere to the following:*

- ☒ *Encourage honesty and behavior that is consistent with our mission;*
- ☒ *Recognize and promote competence, excellence, and open communication;*
- ☒ *Support each other in working toward our goals;*
- ☒ *Maintain an open government that is a good steward of public resources;*
- ☒ *Support decision making that is deliberate, conscientious, and based on fact.*

### GOALS FOR FY 2019-20

- ☒ *To promote quality education;*
- ☒ *To promote community safety through enhanced emergency service programs;*
- ☒ *To advance economic development opportunities for Pitt County;*
- ☒ *To enrich the quality of life for Pitt County citizens through opportunities for improved health and welfare;*
- ☒ *To address the facility and space needs of all county government programs—general government, public schools and community college;*
- ☒ *To champion infrastructure improvements throughout the county; and*
- ☒ *To promote the provision of and access to recreational activities for county citizens.*



*This page left blank intentionally.*

## **II. FINANCIAL SECTION**

- Independent Auditor's Report
- Management's Discussion and Analysis
- Basic Financial Statements
- Notes to the Financial Statements
- Required Supplementary Information – Law Enforcement Officer's Special Separation Allowance – Schedule of Changes in Total Pension Liability, Law Enforcement Officer's Special Separation Allowance – Schedule of Changes in Total Pension Liability as a Percentage of Covered Payroll, Other Post-Employment Benefits – Required Supplementary Information, Local Government Employees' Retirement System - Proportionate Share of Net Pension Liability (Asset), Local Government Employees' Retirement System - Schedule of County Contributions, Register of Deed's Supplemental Pension Fund Proportionate Share of Net Pension Liability (Asset), and Register of Deed's Supplemental Pension Fund - Schedule of County Contributions
- Other Supplemental Schedules



*This page left blank intentionally.*

# MARTIN ♦ STARNES & ASSOCIATES, CPAs, P.A.

*"A Professional Association of Certified Public Accountants and Management Consultants"*

## **Independent Auditor's Report**

To the Board of County Commissioners  
Pitt County  
Greenville, North Carolina

### **Report On the Financial Statements**

We have audited the accompanying financial statements of the governmental activities, the business-type activities, the aggregate discretely presented component units, each major fund, and the aggregate remaining fund information of Pitt County, North Carolina, as of and for the year ended June 30, 2019 and the related notes to the financial statements, which collectively comprise the County's basic financial statements as listed in the table of contents.

### **Management's Responsibility for the Financial Statements**

Management is responsible for the preparation and fair presentation of these financial statements in accordance with accounting principles generally accepted in the United States of America; this includes the design, implementation, and maintenance of internal control relevant to the preparation and fair presentation of financial statements that are free from material misstatement, whether due to fraud or error.

### **Auditor's Responsibility**

Our responsibility is to express opinions on these financial statements based on our audit. We did not audit the financial statements of Pitt County ABC Board, which represents 73% percent, 64% percent, and 94% percent respectively, of the assets, net position, and revenues of the aggregate discretely presented component units. Those statements were audited by other auditors whose report thereon has been furnished to us, and our opinion, insofar as it relates to the amounts included for Pitt County ABC Board, is based solely on the report of the other auditors. We conducted our audit in accordance with auditing standards generally accepted in the United States of America and the standards applicable to financial audits contained in *Government Auditing Standards*, issued by the Comptroller General of the United States. Those standards require that we plan and perform the audit to obtain reasonable assurance about whether the basic financial statements are free from material misstatement. The financial statements of Pitt County ABC Board were not audited in accordance with *Government Auditing Standards*.

An audit involves performing procedures to obtain audit evidence about the amounts and disclosures in the financial statements. The procedures selected depend on the auditor's judgment, including the assessment of the risks of material misstatement of the financial statements, whether due to fraud or error. In making those risk assessments, the auditor considers internal control relevant to the entity's preparation and fair presentation of the financial statements in order to design audit procedures that are appropriate in the

circumstances, but not for the purpose of expressing an opinion on the effectiveness of the entity's internal control. Accordingly, we express no such opinion. An audit also includes evaluating the appropriateness of accounting policies used and the reasonableness of significant accounting estimates made by management, as well as evaluating the overall presentation of the financial statements.

We believe that the audit evidence we have obtained is sufficient and appropriate to provide a basis for our audit opinions.

## **Opinions**

In our opinion, based upon our audit and the report of the other auditors, the financial statements referred to above present fairly, in all material respects, the financial position of the governmental activities, the business-type activities, the aggregate discretely presented component units, each major fund, and the aggregate remaining fund information of Pitt County, North Carolina, as of June 30, 2019, and the respective changes in financial position, and where applicable, cash flows, thereof, and the respective budgetary comparison for the General Fund for the year then ended in accordance with accounting principles generally accepted in the United States of America.

## **Other Matters**

### *Required Supplementary Information*

Accounting principles generally accepted in the United States of America require that Management's Discussion and Analysis, the Law Enforcement Officers' Special Separation Allowance Schedules of the Changes in Total Pension Liability and Total Pension Liability as a Percentage of Covered Payroll, the Other Post-Employment Benefits' Schedules of Changes in the Total OPEB Liability and Related Ratios, the Local Government Employees' Retirement System Schedules of the County's Proportionate Share of the Net Pension Liability (Asset) and County Contributions, and the Registers of Deeds' Supplemental Pension Fund Schedules of the County's Proportionate Share of the Net Pension Liability (Asset) and Schedule of County Contributions, and be presented to supplement the basic financial statements. Such information, although not a part of the basic financial statements, is required by the Governmental Accounting Standards Board who considers it to be an essential part of the financial reporting for placing the basic financial statements in an appropriate operational, economic, or historical context. We and the other auditors have applied certain limited procedures to the required supplementary information in accordance with auditing standards generally accepted in the United States of America, which consist of inquiries of management about the methods of preparing the information and comparing the information for consistency with management's responses to our inquiries, the basic financial statements, and other knowledge we obtained during our audit of the basic financial statements. We do not express an opinion or provide any assurance on the information because the limited procedures do not provide us with sufficient evidence to express an opinion or provide any assurance.

### *Supplementary and Other Information*

Our audit was conducted for the purpose of forming opinions on the financial statements that collectively comprise Pitt County's basic financial statements. The introductory section, combining and individual fund financial statements, budgetary schedules, other schedules, and statistical tables are presented for purposes of additional analysis and are not a required part of the basic financial statements.

The combining and individual fund financial statements, budgetary schedules, and other schedules are the responsibility of management and were derived from, and relate directly to, the underlying accounting and other records used to prepare the basic financial statements. Such information has been subjected to the auditing procedures applied in the audit of the basic financial statements and certain additional procedures, including comparing and reconciling such information directly to the underlying accounting and other records used to prepare the basic financial statements or to the basic financial statements themselves, and other additional procedures in accordance with auditing standards generally accepted in the United States of America by us and other auditors. In our opinion, based on our audit, the procedures performed as described above, and the report of other auditors, the combining and individual fund financial statements, budgetary schedules, and other schedules are fairly stated, in all material respects, in relation to the basic financial statements as a whole.

The introductory section and statistical tables have not been subjected to the auditing procedures applied in the audit of the basic financial statements and, accordingly, we do not express an opinion or provide assurance on them.

#### **Other Reporting Required by *Government Auditing Standards***

In accordance with *Government Auditing Standards*, we have issued our report dated November 19, 2019, on our consideration of Pitt County's internal control over financial reporting and our tests of its compliance with certain provisions of laws, regulations, contracts, grant agreements, and other matters. The purpose of that report is solely to describe the scope of our testing of internal control over financial reporting and compliance and the results of that testing, and not to provide an opinion on the effectiveness of Pitt County's internal control over financial reporting or on compliance. That report is an integral part of an audit performed in accordance with *Government Auditing Standards* in considering Pitt County's internal control over financial reporting and compliance.

*Martin Starnes & Associates, CPAs, P.A.*

Martin Starnes & Associates, CPAs, P.A.  
Hickory, North Carolina  
November 19, 2019

*This page left blank intentionally.*

## Management's Discussion and Analysis

As management of Pitt County, we offer readers of Pitt County's financial statements this narrative overview and analysis of the financial activities of Pitt County (the "County") for the fiscal year ended June 30, 2019. We encourage readers to consider the information presented here in conjunction with additional information furnished in the County's financial statements, which follow this narrative.

### Financial Highlights

- The assets and deferred outflows of resources of Pitt County exceeded its liabilities and deferred inflows of resources at the close of the most recent fiscal year by \$18,031,072.
- As of the close of the current fiscal year, Pitt County's General Fund reported an ending total fund balance of \$42,805,182, an increase of \$1,890,622 in comparison with the prior year. The majority of the increase was increased Sales and Use Tax revenue and decreases in General Fund, Social Services, and Public Health. 55.16% of this total amount, \$23,612,026 (unassigned fund balance), is available for spending at the government's discretion, while the difference is in non-spendable form, is restricted, or is assigned for a specific purpose.
- At the close of the current fiscal year, in the General Fund, the available fund balance as a percentage of expenditures and transfers out is 19.57%, decrease from the prior fiscal year-end fund balance percentage of 21.08%.
- The tax rate remained at 69.60 cents per \$100 of valuation. The proceeds are split: 68.90 cents to the General Fund and 0.70 cents to the Industrial Development Commission.
- The County maintained its GO bond ratings:

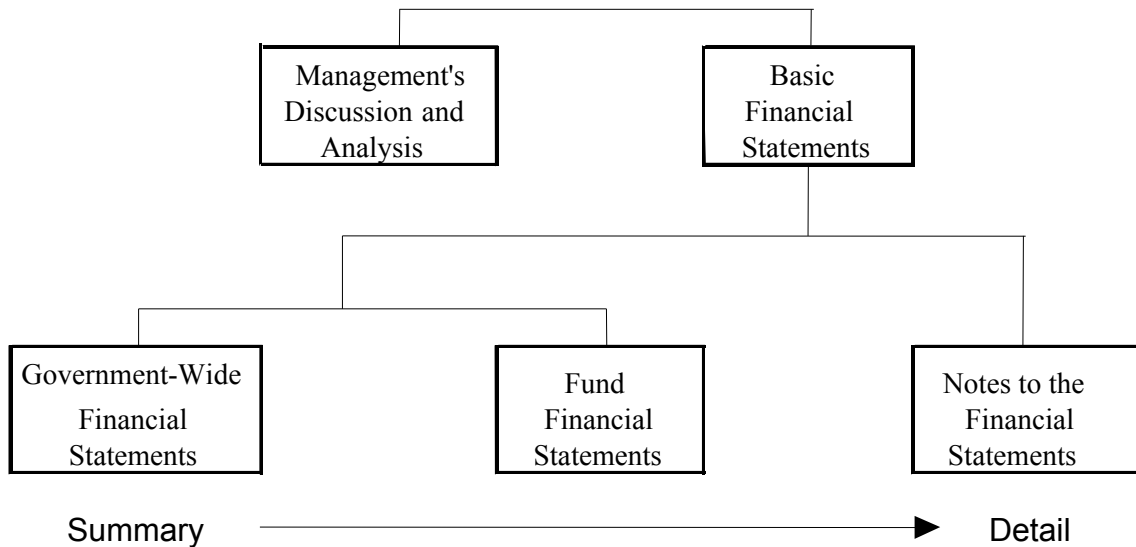
Fitch	AA+
Standard & Poor's	AA
Moody's	Aa1
- The County maintained its COPs ratings:

Fitch	AA
Standard & Poor's	AA-
Moody's	Aa2

### Overview of the Financial Statements

This discussion and analysis is intended to serve as an introduction to Pitt County's basic financial statements. Pitt County's basic financial statements are comprised of three components: 1) government-wide financial statements, 2) fund financial statements, and 3) notes to the financial statements (Figure 1). The basic financial statements present two different views of the County through the use of government-wide statements and fund financial statements. In addition to the basic financial statements, this report contains other supplemental information that will enhance the reader's understanding of the fiscal condition of Pitt County.

**Required Components of Annual Financial Report**  
**Figure 1**



**Basic Financial Statements**

The first four statements, Exhibits A through B, in the basic financial statements are the **government-wide financial statements**. They provide both short and long-term information concerning the County's financial status. Exhibit E is a reconciliation of the governmental fund changes for the period.

The next statements, Exhibits C through J, are the **fund financial statements**. These statements focus on the activities of the individual parts of the County's government, providing more detail than the government-wide statements. There are four parts to the fund financial statements: 1) the governmental funds statements, 2) the budgetary comparison statements, 3) the proprietary fund statements, and 4) the trust and agency fund statements.

The final section of the basic financial statements is the **notes**. The notes to the financial statements offer a detailed examination about various information contained in the statements. After the notes, **supplemental information** provides details of the County's nonmajor governmental funds and internal service funds, which are combined in one column on the basic financial statements. Budgetary information required by the North Carolina General Statutes can also be found in this part of the statements.

Following the notes is the required supplemental information. This section contains funding information about the County's pension plans.

**Government-Wide Financial Statements**

The government-wide financial statements are designed to provide readers with a broad overview of Pitt County's finances, in a manner similar to a private-sector business. The Statement of Net Position presents information on all of Pitt County's assets, deferred outflows, liabilities, and deferred inflows, with the difference reported as net position. Over time, increases or decreases in net position may serve as a useful indicator of whether the financial position of Pitt County is improving or deteriorating.

The Statement of Activities presents information showing how the County's net position changed during the most recent fiscal year. All changes in net position are reported as soon as the underlying event giving rise to the change occurs, regardless of the timing of related cash flows. Thus, revenues and expenses are reported in the statement for some items that will only result in cash flows in future fiscal periods (e.g., uncollected taxes and earned, but unused vacation leave).

Both of the government-wide financial statements distinguish functions of Pitt County that are principally supported by taxes and intergovernmental revenues (governmental activities) from other functions that are intended to recover all or a significant portion of their costs through user fees and charges (business-type activities). The governmental activities of Pitt County include general government, public safety, public education, economic development, and general administration. The sole business-type activity of Pitt County is the solid waste (landfill) operation.

The government-wide financial statements include not only Pitt County itself (referred to as the primary government), but also the ABC Board and the Industrial Development Commission (referred to as component units) for which Pitt County is financially accountable. Financial information for these component units is reported separately from the financial information presented for the primary government itself.

The government-wide financial statements can be found on Exhibits A and B of this report.

### **Fund Financial Statements**

A fund is a grouping of related accounts that is used to maintain control over resources that have been segregated for specific activities or objectives. Pitt County, like other state and local governments, uses fund accounting to ensure and demonstrate compliance with finance-related legal requirements. All funds of Pitt County can be divided into three categories: governmental funds, proprietary funds, and fiduciary funds.

**Governmental Funds.** Governmental funds are used to account for those functions reported as governmental activities in the government-wide financial statements. Most of the County's basic services are accounted for in governmental funds. These funds focus on how assets can readily be converted into cash flow in and out, and what monies are left at year-end that will be available for spending in the next year. Governmental funds are reported using an accounting method called *modified accrual accounting*, which provides a current financial resources focus. As a result, the governmental fund financial statements give the reader a detailed short-term view that helps him or her determine if there are more or less financial resources available to finance the County's programs. The relationship between governmental activities (reported in the Statement of Net Position and the Statement of Activities) and governmental funds is described in a reconciliation that is a part of the fund financial statements.

Pitt County adopts an annual budget for its General Fund, as required by the North Carolina General Statutes. The budget is a legally adopted document that incorporates input from the citizens of the County, the management of the County, and the decisions of the Board of Commissioners about which services to provide and how to pay for them. It also authorizes the County to obtain funds from identified sources to finance these current period activities. The budgetary statement provided for the General Fund demonstrates how well the County complied with the budget ordinance and whether or not the County succeeded in providing the services as planned when the budget was adopted. The budgetary comparison statement uses the budgetary basis of accounting and is presented using the same format, language, and classifications as the legal budget document. The statement shows four columns: 1) the original budget



as adopted by the Board; 2) the final budget as amended by the Board; 3) the actual resources, charges to appropriations, and ending balances in the General Fund; and 4) the difference or variance between the final budget and the actual resources and charges. To account for the difference between the budgetary basis of accounting and the modified accrual basis, a reconciliation showing the differences in the reported activities is shown at the end of the budgetary statement.

**Proprietary Funds.** Pitt County maintains two types of proprietary funds: Enterprise and Internal Service. Enterprise funds report the same functions presented as business-type activities in the government-wide financial statements. Pitt County uses an enterprise fund to account for its solid waste operation. Internal service funds are an accounting device used to accumulate and allocate costs internally among Pitt County's various functions. Pitt County uses internal service funds to account for the financing of goods and services provided by the County Garage Fund, Employee Medical Insurance Fund, Retiree Medical Insurance Fund, and Workers' Compensation Fund on a cost-reimbursement basis. As all of these services predominantly benefit governmental rather than business-type functions, they have been included within governmental activities in the government-wide financial statements.

Proprietary funds provide the same type of information as the government-wide financial statements, only in more detail. The proprietary fund financial statements provide separate information for solid waste. Conversely, the internal service funds are combined into a single, aggregated presentation in the proprietary fund financial statements. Individual fund data for the internal service funds is provided in the form of combining statements elsewhere in this report.

**Fiduciary Funds.** Fiduciary funds are used to account for resources held for the benefit of parties outside the government. The County maintains several agency funds for the benefit of other parties – Social services, sheriff and other agency funds, tax collections held for municipalities, Agency Fund, and the Flexible Benefit Plan Agency Fund. These accounts are truly held in a trust capacity, and no budget is included in the County's annual adoption for these entities.

**Other Information.** In addition to the basic financial statements and accompanying notes, this report includes certain required supplementary information concerning Pitt County's progress in funding its obligation to provide pension benefits to its employees. Required supplementary information can be found beginning on page 103 of this report.

**Notes to the Financial Statements.** The notes provide additional information that is essential for a full understanding of the data provided in the government-wide and fund financial statements. The notes to the financial statements can be found directly after the basic financial statements of this report.

### **Government-Wide Financial Analysis**

As noted earlier, net position, over time, may serve as a useful indicator of a government's financial position. For Pitt County, total assets and deferred outflows exceeded liabilities and deferred inflows of resources by \$18,031,072 at the close of the most recent fiscal year.

**Pitt County's Net Position**  
**Figure 2**

	<b>Governmental Activities</b>		<b>Business-Type Activities</b>		<b>Total</b>	
	<b>2019</b>	<b>2018</b>	<b>2019</b>	<b>2018</b>	<b>2019</b>	<b>2018</b>
Current and other assets	\$ 76,095,693	\$ 75,811,896	\$ 1,166,882	\$ 2,534,570	\$ 77,262,575	\$ 78,346,466
Capital assets: non-depreciable	8,979,471	27,879,668	642,829	642,829	9,622,300	28,522,497
Capital assets, net	145,475,085	129,444,437	5,593,857	5,959,125	151,068,942	135,403,562
Net pension asset	238,486	247,939	-	-	238,486	247,939
Investment in joint venture	29,282,752	23,625,899	-	-	29,282,752	23,625,899
Total assets	<u>260,071,487</u>	<u>257,009,839</u>	<u>7,403,568</u>	<u>9,136,524</u>	<u>267,475,055</u>	<u>266,146,363</u>
Deferred outflows of resources	<u>21,601,107</u>	<u>16,896,736</u>	<u>452,846</u>	<u>297,893</u>	<u>22,053,953</u>	<u>17,194,629</u>
Long-term liabilities outstanding	231,389,066	240,685,753	3,691,039	3,731,804	235,080,105	244,417,557
Other liabilities	25,538,518	23,400,334	746,479	764,035	26,284,997	24,164,369
Total liabilities	<u>256,927,584</u>	<u>264,086,087</u>	<u>4,437,518</u>	<u>4,495,839</u>	<u>261,365,102</u>	<u>268,581,926</u>
Deferred inflows of resources	<u>9,843,238</u>	<u>7,557,922</u>	<u>289,596</u>	<u>219,582</u>	<u>10,132,834</u>	<u>7,777,504</u>
Net position:						
Net investment in capital assets	94,736,490	95,067,087	5,628,944	5,851,954	100,365,434	100,919,041
Restricted	19,991,669	16,891,313	-	-	19,991,669	16,891,313
Unrestricted	<u>(99,826,387)</u>	<u>(109,695,834)</u>	<u>(2,499,644)</u>	<u>(1,132,958)</u>	<u>(102,326,031)</u>	<u>(110,828,792)</u>
Total net position	<u>\$ 14,901,772</u>	<u>\$ 2,262,566</u>	<u>\$ 3,129,300</u>	<u>\$ 4,718,996</u>	<u>\$ 18,031,072</u>	<u>\$ 6,981,562</u>

A portion of net position reflects Pitt County's net investment in capital assets (e.g., land, buildings, machinery, and equipment). Pitt County uses these capital assets to provide services to citizens; consequently, these assets are not available for future spending. Pitt County's net investment in capital assets at June 30, 2019 was \$100,365,434. \$19,991,669 of Pitt County's net position represents resources that are subject to external restriction on how they may be used, with \$18,131,690 being restricted for stabilization by state statute.

At the end of the current fiscal year, Pitt County is able to report a positive balance in both governmental activities and business-type activities with an improvement in both the governmental and business-type activities over last year.

**Pitt County's Changes in Net Position**  
**Figure 3**

	<u>Governmental Activities</u>		<u>Business-Type Activities</u>		<u>Total</u>	
	<u>2019</u>	<u>2018</u>	<u>2019</u>	<u>2018</u>	<u>2019</u>	<u>2018</u>
<b>Revenues:</b>						
Program revenues:						
Charges for services	\$ 18,985,554	\$ 18,916,472	\$ 9,796,737	\$ 9,145,878	\$ 28,782,291	\$ 28,062,350
Operating grants and contributions	24,691,709	24,552,722	11,128	19,450	24,702,837	24,572,172
Capital grants and contributions	4,298,454	6,823,840	-	6,847	4,298,454	6,830,687
General revenues:						
General revenues:						
Property taxes	95,377,311	93,081,325	-	-	95,377,311	93,081,325
Local option sales tax	34,320,168	31,316,187	-	-	34,320,168	31,316,187
Payment in lieu of taxes and other taxes	2,413,962	3,103,121	-	-	2,413,962	3,103,121
Interest revenue	7,184,375	1,233,001	104,857	42,552	7,289,232	1,275,553
Total revenues	<u>187,271,533</u>	<u>179,026,668</u>	<u>9,912,722</u>	<u>9,214,727</u>	<u>197,184,255</u>	<u>188,241,395</u>
<b>Expenses:</b>						
General government	20,985,890	19,638,344	-	-	20,985,890	19,638,344
Public safety	48,637,520	44,749,789	-	-	48,637,520	44,749,789
Environmental protection	319,329	247,086	-	-	319,329	247,086
Economic and physical development	9,091,992	18,516,340	-	-	9,091,992	18,516,340
Human services	39,757,063	39,694,998	-	-	39,757,063	39,694,998
Cultural and recreation	735,016	745,971	-	-	735,016	745,971
Education	50,055,019	45,124,628	-	-	50,055,019	45,124,628
Interest on long-term debt	5,535,726	6,584,012	-	-	5,535,726	6,584,012
Landfill	-	-	11,017,190	9,567,945	11,017,190	9,567,945
Total expenses	<u>175,117,555</u>	<u>175,301,168</u>	<u>11,017,190</u>	<u>9,567,945</u>	<u>186,134,745</u>	<u>184,869,113</u>
Change in net position before transfers	12,153,978	3,725,500	(1,104,468)	(353,218)	11,049,510	3,372,282
Transfers	<u>485,228</u>	<u>(1,323,725)</u>	<u>(485,228)</u>	<u>1,323,725</u>	<u>-</u>	<u>-</u>
Change in net position	<u>12,639,206</u>	<u>2,401,775</u>	<u>(1,589,696)</u>	<u>970,507</u>	<u>11,049,510</u>	<u>3,372,282</u>
Net position, beginning, previously reported	2,262,566	38,888,365	4,718,996	5,968,193	6,981,562	44,856,558
Restatement	<u>-</u>	<u>(39,027,574)</u>	<u>-</u>	<u>(2,219,704)</u>	<u>-</u>	<u>(41,247,278)</u>
Net position, beginning, restated	<u>2,262,566</u>	<u>(139,209)</u>	<u>4,718,996</u>	<u>3,748,489</u>	<u>6,981,562</u>	<u>6,842,353</u>
Net position, ending	<u>\$ 14,901,772</u>	<u>\$ 2,262,566</u>	<u>\$ 3,129,300</u>	<u>\$ 4,718,996</u>	<u>\$ 18,031,072</u>	<u>\$ 6,981,562</u>

**Governmental Activities.** The net position for governmental activities increased by \$12,639,206. Of total net position, governmental activities accounted for \$14,901,772 (82.64%). The increase was caused by the increase in the volume of non-current assets in the Governmental Activities.

**Business-Type Activities.** Business-type activities decreased Pitt County's net position by \$1,589,696. Of total net position, business-type activities accounted for \$3,129,300 (17.36%). Cash and cash equivalents witnessed a major decline during the fiscal year.

## Financial Analysis of the County's Funds

As noted earlier, Pitt County uses fund accounting to ensure and demonstrate compliance with finance-related legal requirements.

**Governmental Funds.** The focus of Pitt County's governmental funds is to provide information on near-term inflows, outflows, and balances of spendable resources. Such information is useful in assessing the County's financing requirements. In particular, fund balance available for appropriation can be a useful measure of a County's net resources available for spending at the end of the fiscal year.

The General Fund is the chief operating fund of Pitt County. At the end of the current fiscal year, Pitt County's fund balance available in the General Fund was \$28,911,583, while total fund balance was \$42,805,182. The County currently has an available fund balance of 19.57% of General Fund expenditures and transfers, while total fund balance represents 28.97% of that same amount. The fund balance of the General Fund increased by \$1,890,622. This increase was due in large part to increased Sales and Use Tax revenue and decreases in operational spending Public Health, Social Services, and Public Safety.

The 2016 Limited Obligation Bond Fund's fund balance decreased by \$1,114,169 from \$1,115,287 to \$1,118. The decrease in fund balance was due in large part to several drawdowns of funds for Pitt County School projects at Chicod School, Belvoir Elementary, and the Transportation Complex.

The School Capital Reserve Fund's fund balance increased by \$3,273,696 from \$11,108,453 to \$14,382,149. The increase in fund balance was due in large part to higher than budgeted Sales Tax revenues and lottery proceeds.

The Debt Service Fund's fund balance increased by \$160,593 from \$261,623 to \$422,216. The increase in fund balance was due in large part to a reduction in principal and interest payments.

As of the end of the current fiscal year, Pitt County's governmental funds reported combined ending fund balances of \$68,224,363, an increase of \$1,159,431 in comparison with the prior year. The bulk of this decrease is directly related to the County's increase of revenues compared to the prior fiscal year.

**Pitt County's Fund Balance**  
**Figure 4**

	<u>General</u>		<u>Other Governmental Funds</u>		<u>Total Governmental Funds</u>	
	<u>2019</u>	<u>2018</u>	<u>2019</u>	<u>2018</u>	<u>2019</u>	<u>2018</u>
Fund balance	\$ 42,805,182	\$ 40,914,560	\$ 25,419,181	\$ 26,150,372	\$ 68,224,363	\$ 67,064,932

Pitt County will continue to operate within a structurally balanced budget, with increases in expenditures kept to a minimum. Increases in expenditures will only occur as increases in revenues are identified.

The County Capital Reserve Fund is the one of the County's non-major capital project funds. The assets in this fund represent the proceeds generated by the ¼% local option sales tax implemented in April 2008 after successful passage by voter referendum in November 2007. The assets of this fund are to be used for education construction or the retirement of related debt – inclusive of both the public school system and the local community college. At June 30, 2019, this fund had an ending balance of \$3,017,653, as compared to \$3,222,956 at June 30, 2018.

**Proprietary Funds.** Pitt County's proprietary fund (Business-Type Activities – Solid Waste) provide the same type of information found in the government-wide financial statements, but in more detail.

Unrestricted net position for all proprietary funds at the end of the year was negative \$2,499,644, decrease of \$1,366,686 from the prior year. Total net position at year-end decreased to \$3,129,300 from the prior year at \$4,718,996 for the year ended June 30, 2019. Revenues in the Solid Waste Fund were collected at a rate of 104.2% of budget. A major part of the increase of actual revenue greater than budgeted revenue is due to increased tipping and residential household solid waste fees. Actual expenses reflected 94.3% of budget. The main reason attributed to spending less expenditures than budgeted is due to reduced contracted services for waste disposal.

Management also pays particular attention to the County's Active Employee Medical Insurance Fund (Internal Service Fund) as the County is self-funded. The ability to offer insurance coverage to staff at a reasonable cost is directly related to the performance of this fund and the actions of employees when seeking medical care. The County continues to invest considerable effort into educating staff on this fund's operation to help them understand how they can help preserve this benefit and contain costs. The contracted employee clinic has assisted in containing costs and continues to help produce a positive net position. This fund had an ending negative net position at June 30, 2019 of \$2,778,404, as compared to a net position of \$704,031 at June 30, 2018. While employee premiums remained constant for another year, the fund's recent performance as caused management to increase premiums for the current fiscal year.

### **General Fund Budgetary Highlights**

During the fiscal year, the County revised the budget on several occasions. Generally, budget amendments fall into three categories: 1) amendments made to adjust the estimates that are used to prepare the original budget ordinance once exact information is available; 2) amendments made to recognize new funding amounts from external sources, such as federal and state grants; and 3) increases in appropriations that become necessary to maintain services.

The County's General Fund revenue budget increased by \$521,394 throughout the year, while the expenditure budget increased by \$1,387,450. Other financing sources (uses) provided balancing entries to ensure that the County maintained a statutorily required balanced budget ordinance. In total, the County collected 102.40% of the General Fund's final budgeted revenues. A major part of the increase of actual revenue greater than budgeted revenue is due to an increase in Sales and Use Tax and Investment Earnings. The County only spent 94.20% of budgeted expenditures. The main reason attributed to spending less expenditures than budgeted is due to unspent personnel costs and lower than expected operational costs.

## Capital Asset and Debt Administration

**Capital Assets.** Pitt County's capital assets for its governmental and business-type activities as of June 30, 2019 totaled \$160,691,242 (net of accumulated depreciation). This investment in capital assets includes buildings and systems, improvements, machinery, and equipment. Land and construction in progress (not included above) is termed capital assets non-depreciable and totaled \$9,622,300.

Additional information on Pitt County's capital assets can be found in Note 7, "Capital Assets," of the notes to the financial statements of this report.

**Pitt County's Capital Assets  
(Net of Depreciation)  
Figure 5**

	Governmental Activities		Business-Type Activities		Total	
	2019	2018	2019	2018	2019	2018
Land and improvements	\$ 4,529,705	\$ 4,529,705	\$ 1,241,931	\$ 1,241,931	\$ 5,771,636	\$ 5,771,636
Buildings	188,201,558	167,197,460	3,187,398	3,187,398	191,388,956	170,384,858
Furniture and equipment	13,010,413	12,595,143	5,836,445	5,588,173	18,846,858	18,183,316
Vehicles	10,433,275	10,779,285	1,560,575	1,560,575	11,993,850	12,339,860
Construction in progress	5,707,759	24,607,956	-	-	5,707,759	24,607,956
Subtotal	221,882,710	219,709,549	11,826,349	11,578,077	233,709,059	231,287,626
Accumulated depreciation	67,428,154	62,385,444	5,589,663	4,976,123	73,017,817	67,361,567
Capital assets, net	<u>\$ 154,454,556</u>	<u>\$ 157,324,105</u>	<u>\$ 6,236,686</u>	<u>\$ 6,601,954</u>	<u>\$ 160,691,242</u>	<u>\$ 163,926,059</u>

**Long-Term Debt.** At June 30, 2019, the County had net debt outstanding in the amount of \$140,629,296 with \$13,830,000 in Certificates of Participation. At the end of the current fiscal year, Pitt County had general obligation bonds of \$16,205,000 bonded debt outstanding that is backed by the full faith and credit of the County.

The County's legal debt limit totaled approximately \$1,033,408,288; therefore, the County had a legal debt margin of approximately \$892,915,000. The legal debt limit is determined by the Municipal Finance Law of North Carolina, which limits the amount of net bonded debt a County may have outstanding to 8% of the appraised property value subject to taxation.

Net debt outstanding is calculated as total balance outstanding less the sum of Compensated Absences, Total Pension Liability (LEOSSA), Total OPEB Liability (OPEB), and Local Government Employee Retirement System (LGERs). The County's net debt outstanding decreased by \$14,850,733 from the June 30, 2018 outstanding balance. Additional information on Pitt County's long-term debt can be found in Note 8, "Long Term Obligations," of the notes to the financial statements of this report.



## **Economic Factors and Next Year's Budget and Rates**

- The unemployment rate for Pitt County, according to the United States Department of Labor Bureau of Labor Statistics, in September 2019 was 3.9%. This is lower than the State of North Carolina's September 2019 unemployment rate of 4.1%.
- The labor force expanded 21%, and employment grew by 13.2% between 2000 and 2010.
- County population of 178,440 (2018 estimate per NC Office of State Budget & Management) – Region experienced an increase of 32.5% from 2000 – 2016
- The County continues to serve as the hub of eastern North Carolina in the healthcare, retail, entertainment and education sectors. Growth and expansion in these areas are expected to have residual effects on service demands and revenue generation.
- Continued period of moderate economic recovery as reflected in 2016 revaluation assessed value increase of 3.31%.

## **Budget Highlights for Fiscal Year 2019-2020**

The total budget for FY 2019-20 will total \$251,385,900, which represents an increase of 6.68% when compared to the 2018-19 budget. General Fund, the County's main control fund, is projected at \$178,282,950 or a 6.97% increase from the current year.

The adopted tax rate to support the budget will be increased from \$0.689 to \$0.721.

**Governmental Activities.** General government operations will continue to experience minimal expansion in the coming budget year. Those items planned for considerable expansion are isolated and include the following:

- Staffing Increases – The adopted budget will increase staff for Public Safety and Human Services, Development Commission and Solid Waste and Recycling by 11.80 FTE. Additionally, in an effort to adjust staff salaries to market, all County employees will be granted a market adjustment (COLA) of 2.0% at the midpoint of the fiscal year.
- Education Funding Increases – The adopted budget will increase operating appropriations for both Pitt County schools and Pitt Community College. Pitt County schools operating funds will increase by \$1,355,651. Pitt Community College operating funds will increase by \$106,300.

**Business-Type Activities.** The Solid Waste and Recycling Fund operating budget is projected to increase by more than 13.99% as compared to FY 2018-19 originally adopted budget. This increase is due to increased operational costs and increased residential and commercial hauling costs.

## **Requests for Information**

Requests for information provided in this report or requests for additional financial information should be addressed to the County of Pitt, Financial Services Department, 1717 West Fifth Street, Greenville, North Carolina 27834. All publications are also available on the County website @ [www.pittcountync.gov](http://www.pittcountync.gov).

## **BASIC FINANCIAL STATEMENTS**

These basic financial statements provide a summary of the financial position of all funds and account groups as well as the operating results of all funds. They also serve as an introduction to the more detailed schedules that follow in subsequent sections.

*This page left blank intentionally.*

## PITT COUNTY, NORTH CAROLINA

STATEMENT OF NET POSITION  
JUNE 30, 2019

	Primary Government			Component Units	
	Governmental Activities	Business-Type Activities	Total	Industrial Development Commission	Pitt County ABC Board
<b>Assets:</b>					
Current assets:					
Cash and cash equivalents	\$ 53,927,689	\$ 608,551	\$ 54,536,240	\$ 1,788,319	\$ 3,158,808
Taxes receivable, net	464,203	-	464,203	3,516	-
Accounts receivable, net	2,142,094	700,589	2,842,683	10,628	-
Due from other governments	12,971,232	-	12,971,232	-	-
Internal balances	142,258	(142,258)	-	-	-
Inventories	-	-	-	-	2,015,203
Prepaid items	279,519	-	279,519	-	122,224
Cash and investments, restricted	6,168,698	-	6,168,698	1,755,986	61,049
Total current assets	<u>76,095,693</u>	<u>1,166,882</u>	<u>77,262,575</u>	<u>3,558,449</u>	<u>5,357,284</u>
Non-current assets:					
Capital assets:					
Capital assets, non-depreciable	8,979,471	642,829	9,622,300	-	1,047,038
Capital assets, net	<u>145,475,085</u>	<u>5,593,857</u>	<u>151,068,942</u>	<u>-</u>	<u>3,183,802</u>
Total capital assets	154,454,556	6,236,686	160,691,242	-	4,230,840
Net pension asset (ROD)	238,486	-	238,486	-	-
Investment in joint venture	<u>29,282,752</u>	<u>-</u>	<u>29,282,752</u>	<u>-</u>	<u>-</u>
Total non-current assets	<u>183,975,794</u>	<u>6,236,686</u>	<u>190,212,480</u>	<u>-</u>	<u>4,230,840</u>
Total assets	<u>260,071,487</u>	<u>7,403,568</u>	<u>267,475,055</u>	<u>3,558,449</u>	<u>9,588,124</u>
<b>Deferred Outflows of Resources:</b>					
Charge on refunding	6,201,119	-	6,201,119	-	-
OPEB deferrals	1,568,286	48,504	1,616,790	-	45,732
Pension related deferrals	<u>13,831,702</u>	<u>404,342</u>	<u>14,236,044</u>	<u>-</u>	<u>299,642</u>
Total deferred outflows of resources	<u>21,601,107</u>	<u>452,846</u>	<u>22,053,953</u>	<u>-</u>	<u>345,374</u>
<b>Liabilities:</b>					
Current liabilities:					
Accounts payable and accrued liabilities	8,749,660	526,944	9,276,604	20,878	924,110
Advances from grantors	495,233	-	495,233	-	-
Compensated absences, due in one year	1,632,749	34,585	1,667,334	-	-
Long-term debt, due within one year	<u>14,660,876</u>	<u>184,950</u>	<u>14,845,826</u>	<u>-</u>	<u>-</u>
Total current liabilities	<u>25,538,518</u>	<u>746,479</u>	<u>26,284,997</u>	<u>20,878</u>	<u>924,110</u>
Non-current liabilities:					
Net pension liability (LGRS)	16,439,570	508,441	16,948,011	-	-
Total pension liability (LEOSSA)	5,618,487	-	5,618,487	-	-
Total OPEB liability	68,035,799	2,104,201	70,140,000	-	-
Compensated absences, due in more than one year	1,632,748	34,585	1,667,333	-	-
Due in more than one year	<u>139,662,462</u>	<u>1,043,812</u>	<u>140,706,274</u>	<u>-</u>	<u>2,347,781</u>
Total non-current liabilities	<u>231,389,066</u>	<u>3,691,039</u>	<u>235,080,105</u>	<u>-</u>	<u>2,347,781</u>
Total liabilities	<u>256,927,584</u>	<u>4,437,518</u>	<u>261,365,102</u>	<u>20,878</u>	<u>3,271,891</u>
<b>Deferred Inflows of Resources:</b>					
Prepaid taxes	233,932	-	233,932	-	-
OPEB deferrals	9,255,115	286,241	9,541,356	-	221,241
Pension deferrals	<u>354,191</u>	<u>3,355</u>	<u>357,546</u>	<u>-</u>	<u>33,675</u>
Total deferred inflows of resources	<u>9,843,238</u>	<u>289,596</u>	<u>10,132,834</u>	<u>-</u>	<u>254,916</u>
<b>Net Position:</b>					
Net investment in capital assets	94,736,490	5,628,944	100,365,434	-	4,230,840
Restricted for stabilization by state statute	18,131,690	-	18,131,690	10,628	-
Restricted for Register of Deeds	194,132	-	194,132	-	-
Restricted for public safety	1,219,614	-	1,219,614	-	633,508
Restricted for economic development	161,076	-	161,076	1,755,986	-
Restricted for working capital	-	-	-	-	605,242
Restricted for Register of Deeds' Pension Plan	285,157	-	285,157	-	-
Unrestricted	<u>(99,826,387)</u>	<u>(2,499,644)</u>	<u>(102,326,031)</u>	<u>1,770,957</u>	<u>937,101</u>
Total net position	<u>\$ 14,901,772</u>	<u>\$ 3,129,300</u>	<u>\$ 18,031,072</u>	<u>\$ 3,537,571</u>	<u>\$ 6,406,691</u>

The accompanying notes are an integral part of the financial statements.

PITT COUNTY, NORTH CAROLINA

STATEMENT OF ACTIVITIES  
FOR THE YEAR ENDED JUNE 30, 2019

		Program Revenues		
		Charges for	Operating	Capital
	Expenses	Services	Grants and	Grants and
			Contributions	Contributions
<b>Functions/Programs:</b>				
<b>Primary Government:</b>				
<b>Governmental Activities:</b>				
General government	\$ 20,985,890	\$ 5,747,896	\$ 316,582	\$ -
Public safety	48,637,520	7,075,521	2,510,983	-
Environmental protection	319,329	121,651	-	-
Economic and physical development	9,091,992	112,248	4,108,630	2,088,793
Human services	39,757,063	5,928,238	17,670,380	-
Education	50,055,019	-	85,134	2,209,661
Cultural and recreation	735,016	-	-	-
Interest on long-term debt	5,535,726	-	-	-
Total governmental activities	<u>175,117,555</u>	<u>18,985,554</u>	<u>24,691,709</u>	<u>4,298,454</u>
<b>Business-Type Activities:</b>				
Solid Waste Fund	<u>11,017,190</u>	<u>9,796,737</u>	<u>11,128</u>	<u>-</u>
Total business-type activities	<u>11,017,190</u>	<u>9,796,737</u>	<u>11,128</u>	<u>-</u>
Total primary government	<u>\$ 186,134,745</u>	<u>\$ 28,782,291</u>	<u>\$ 24,702,837</u>	<u>\$ 4,298,454</u>
<b>Component Units:</b>				
Industrial Development Commission	\$ 1,972,618	\$ 278,672	\$ 250,000	\$ -
ABC Board	<u>20,107,879</u>	<u>20,580,185</u>	<u>-</u>	<u>-</u>
Total component units	<u>\$ 22,080,497</u>	<u>\$ 20,858,857</u>	<u>\$ 250,000</u>	<u>\$ -</u>

The accompanying notes are an integral part of the financial statements.

PITT COUNTY, NORTH CAROLINA

STATEMENT OF ACTIVITIES  
FOR THE YEAR ENDED JUNE 30, 2019

	Net (Expense) Revenue and Changes in Net Position				
	Primary Government			Component Units	
	Governmental Activities	Business-Type Activities	Total	Industrial Development Commission	Pitt County ABC Board
<b>Functions/Programs:</b>					
<b>Primary Government:</b>					
<b>Governmental Activities:</b>					
General government	\$ (14,921,412)	\$ -	\$ (14,921,412)		
Public safety	(39,051,016)	-	(39,051,016)		
Environmental protection	(197,678)	-	(197,678)		
Economic and physical development	(2,782,321)	-	(2,782,321)		
Human services	(16,158,445)	-	(16,158,445)		
Education	(47,760,224)	-	(47,760,224)		
Cultural and recreation	(735,016)	-	(735,016)		
Interest on long-term debt	(5,535,726)	-	(5,535,726)		
Total governmental activities	(127,141,838)	-	(127,141,838)		
<b>Business-Type Activities:</b>					
Solid Waste Fund	-	(1,209,325)	(1,209,325)		
Total business-type activities	-	(1,209,325)	(1,209,325)		
Total primary government	(127,141,838)	(1,209,325)	(128,351,163)		
<b>Component Units:</b>					
Industrial Development Commission				\$ (1,443,946)	\$ -
ABC Board				-	472,306
Total component units				(1,443,946)	472,306
<b>General Revenues:</b>					
Taxes					
Ad valorem taxes	95,377,311	-	95,377,311	921,571	-
Local option sales tax	34,320,168	-	34,320,168	-	-
Payment in lieu of taxes and other taxes	2,413,962	-	2,413,962	-	-
Interest earned on investments	7,184,375	104,857	7,289,232	-	13,166
Total general revenues, excluding transfers	139,295,816	104,857	139,400,673	921,571	13,166
Transfers	485,228	(485,228)	-	-	-
Total general revenues, including transfers	139,781,044	(380,371)	139,400,673	921,571	13,166
Change in net position	12,639,206	(1,589,696)	11,049,510	(522,375)	485,472
<b>Net Position:</b>					
Net position - July 1	2,262,566	4,718,996	6,981,562	4,059,946	5,921,219
Net position - June 30	\$ 14,901,772	\$ 3,129,300	\$ 18,031,072	\$ 3,537,571	\$ 6,406,691

The accompanying notes are an integral part of the financial statements.



PITT COUNTY, NORTH CAROLINA

BALANCE SHEET - GOVERNMENTAL FUNDS  
JUNE 30, 2019

	Major				Non-Major	
	General Fund	2016 Limited Obligation Bond Fund	School Capital Reserve Fund	Debt Service Fund	Other Governmental Funds	Total
<b>Assets:</b>						
Cash and cash equivalents	\$ 31,983,133	\$ -	\$ 12,480,549	\$ 217,395	\$ 6,316,215	\$ 50,997,292
Taxes receivable, net	347,382	-	-	-	116,821	464,203
Accounts receivable, net	904,633	-	-	-	1,237,375	2,142,008
Prepaid items	116,179	-	-	62,563	100,777	279,519
Due from other funds	3,755,765	-	-	142,258	-	3,898,023
Due from other governments	9,487,369	-	1,901,600	-	1,582,263	12,971,232
Cash and investments, restricted	-	149,877	-	-	6,018,821	6,168,698
Total assets	<u>\$ 46,594,461</u>	<u>\$ 149,877</u>	<u>\$ 14,382,149</u>	<u>\$ 422,216</u>	<u>\$ 15,372,272</u>	<u>\$ 76,920,975</u>
<b>Liabilities, Deferred Inflows of Resources, and Fund Balances:</b>						
<b>Liabilities:</b>						
Accounts payable	\$ 2,342,385	\$ -	\$ -	\$ -	\$ 535,236	\$ 2,877,621
Advances from grantors, others	495,233	-	-	-	-	495,233
Retainage payable	-	10,000	-	-	122,543	132,543
Due to other funds	-	138,759	-	-	3,617,006	3,755,765
Total liabilities	<u>2,837,618</u>	<u>148,759</u>	<u>-</u>	<u>-</u>	<u>4,274,785</u>	<u>7,261,162</u>
<b>Deferred Inflows of Resources:</b>						
Taxes receivable	347,382	-	-	-	116,821	464,203
Other receivables	370,347	-	-	-	366,968	737,315
Prepaid taxes	233,932	-	-	-	-	233,932
Total deferred inflows of resources	<u>951,661</u>	<u>-</u>	<u>-</u>	<u>-</u>	<u>483,789</u>	<u>1,435,450</u>
<b>Fund Balances:</b>						
Non-spendable - prepaid items	116,179	-	-	62,563	100,777	279,519
Restricted for:						
Stabilization by state statute	13,777,420	-	1,901,600	-	2,452,670	18,131,690
Register of Deeds	194,132	-	-	-	-	194,132
Public safety	-	-	-	-	2,553,133	2,553,133
Education	-	-	-	-	2,724,013	2,724,013
Economic and physical development	-	149,877	-	-	2,122,365	2,272,242
Committed	495,233	-	12,480,549	359,653	4,029,959	17,365,394
Assigned	4,610,192	-	-	-	567,844	5,178,036
Unassigned	23,612,026	(148,759)	-	-	(3,937,063)	19,526,204
Total fund balances	<u>42,805,182</u>	<u>1,118</u>	<u>14,382,149</u>	<u>422,216</u>	<u>10,613,698</u>	<u>68,224,363</u>
Total liabilities, deferred inflows of resources, and fund balance	<u>\$ 46,594,461</u>	<u>\$ 149,877</u>	<u>\$ 14,382,149</u>	<u>\$ 422,216</u>	<u>\$ 15,372,272</u>	

The accompanying notes are an integral part of the financial statements.

PITT COUNTY, NORTH CAROLINA

BALANCE SHEET - GOVERNMENTAL FUNDS  
JUNE 30, 2019

	<u>Total</u>
Amounts reported for governmental activities in the Statement of Net Position (Exhibit A) are different because:	
Total fund balance, governmental funds	\$ 68,224,363
Net pension asset	238,486
Net pension liability - LGERS	(16,439,570)
Total pension liability - LEOSSA	(5,618,487)
Total OPEB liability	(68,035,799)
Capital assets, net of accumulated depreciation, used in governmental activities are not current financial resources and, therefore, are not reported in the funds.	154,454,556
Charge on refunding	6,201,119
Long-term liabilities and compensated absences are not due and payable in the current period and, therefore, are not reported in the funds.	(143,287,052)
Premiums related to debt issuance, net of accumulated amortization, are not a current use of resources and, therefore, are not reported in the funds.	(14,301,784)
Accrued interest related to debt is not due and payable from current financial resources and, therefore, is not reported in the funds.	(1,570,920)
Deferred inflows of resources are not considered available resources and are recorded as liabilities in the funds.	1,201,518
The assets and liabilities of the internal service funds are included in governmental activities in the Statement of Net Position.	(1,238,092)
Deferred outflows of resources related to pensions	13,831,702
Deferred outflows of resources related to OPEB	1,568,286
Deferred inflows of resources related to pensions	(354,191)
Deferred inflows of resources related to OPEB	(9,255,115)
Investment in joint venture asset reported in governmental activities is not reported in the funds.	<u>29,282,752</u>
Net position of governmental activities, per Exhibit A	<u>\$ 14,901,772</u>

The accompanying notes are an integral part of the financial statements.

## PITT COUNTY, NORTH CAROLINA

STATEMENT OF REVENUES, EXPENDITURES, AND  
CHANGES IN FUND BALANCES - GOVERNMENTAL FUNDS  
FOR THE YEAR ENDED JUNE 30, 2019

	Major				Non-Major	
	General Fund	2016 Limited Obligation Bond Fund	School Capital Reserve Fund	Debt Service Fund	Other Governmental Funds	Total
<b>Revenues:</b>						
Ad valorem taxes	\$ 89,696,527	\$ -	\$ -	\$ -	\$ 5,712,695	\$ 95,409,222
Other taxes and licenses	23,469,611	-	7,292,817	-	5,971,702	36,734,130
Unrestricted intergovernmental revenues	1,983,427	-	-	-	-	1,983,427
Restricted intergovernmental revenues	23,763,209	83,553	2,110,661	-	5,921,540	31,878,963
Permits and fees	2,521,291	-	-	-	-	2,521,291
Sales and services	5,584,538	-	-	-	3,026,333	8,610,871
Interest earned on investments	1,127,557	84,832	-	3,301	273,637	1,489,327
Miscellaneous	644,210	-	-	1,116,785	545,923	2,306,918
Total revenues	148,790,370	168,385	9,403,478	1,120,086	21,451,830	180,934,149
<b>Expenditures:</b>						
Current:						
General government	14,132,925	-	-	-	339,484	14,472,409
Public safety	35,399,010	-	-	-	10,399,081	45,798,091
Environmental protection	284,118	-	-	-	-	284,118
Economic and physical development	1,950,682	1,282,554	-	-	6,335,051	9,568,287
Human services	38,846,194	-	-	-	-	38,846,194
Education	46,538,707	-	-	-	2,508,308	49,047,015
Cultural and recreation	735,016	-	-	-	-	735,016
Total current expenditures	137,886,652	1,282,554	-	-	19,581,924	158,751,130
Debt service:						
Principal repayments	773,976	-	-	13,316,262	-	14,090,238
Interest and fees	17,031	-	-	6,068,128	-	6,085,159
Total long-term expenditures	791,007	-	-	19,384,390	-	20,175,397
Total expenditures	138,677,659	1,282,554	-	19,384,390	19,581,924	178,926,527
Revenues over (under) expenditures	10,112,711	(1,114,169)	9,403,478	(18,264,304)	1,869,906	2,007,622
<b>Other Financing Sources (Uses):</b>						
Transfers to other funds	(9,072,089)	-	(6,129,782)	-	(6,298,119)	(21,499,990)
Transfers from other funds	550,000	-	-	18,424,897	1,376,902	20,351,799
Debt obligation issued	300,000	-	-	-	-	300,000
Total other financing sources (uses)	(8,222,089)	-	(6,129,782)	18,424,897	(4,921,217)	(848,191)
Net change in fund balances	1,890,622	(1,114,169)	3,273,696	160,593	(3,051,311)	1,159,431
<b>Fund Balances:</b>						
Beginning of year - July 1	40,914,560	1,115,287	11,108,453	261,623	13,665,009	67,064,932
End of year - June 30	\$ 42,805,182	\$ 1,118	\$ 14,382,149	\$ 422,216	\$ 10,613,698	\$ 68,224,363

The accompanying notes are an integral part of the financial statements.

**PITT COUNTY, NORTH CAROLINA**

**RECONCILIATION OF THE STATEMENT OF REVENUES, EXPENDITURES,  
AND CHANGES IN FUND BALANCE - GOVERNMENTAL FUNDS  
TO THE STATEMENT OF ACTIVITIES  
FOR THE YEAR ENDED JUNE 30, 2019**

Amounts reported for governmental activities in the Statement of Activities (Exhibit B)  
are different because:

Net change in fund balances - total governmental funds (Exhibit D)	\$ 1,159,431
Revenues in the Statement of Activities that do not provide current financial resources are not reported as revenues in the funds.	48,821
Capital outlays are reported as expenditures in the governmental funds statement. However, in the Statement of Activities, capital outlay is not an expense; rather, it is an increase in capital assets.	3,370,325
Depreciation expense allocates the costs of capital assets over their useful lives. It is not reported as an expenditure in the governmental funds statement.	(6,239,874)
Amortization of certain debt issuance costs and premiums received on debt issuance allocates the cost of debt over the life of the instrument and reduces the interest cost over the same life. Amortization is not reported as an expenditure or revenue in the governmental funds statement.	582,601
Principal repayments are reported as expenditures in the governmental funds statement. However, in the Statement of Activities, these transactions are not an expense; rather, they are a decrease in liabilities.	13,947,980
Proceeds from issuance of debt are reported as revenues in the governmental funds statement. However, in the Statement of Activities, it is not a revenue; rather, it is an increase in liabilities.	(300,000)
Some expenses reported in the Statement of Activities do not require the use of current financial resources and, therefore, are not reported as expenditures in the governmental funds.	
LGERS	(872,783)
ROD	(33,667)
LEO	(156,876)
OPEB	(1,316,301)
Compensated absences	(106)
Decreases in the accrued interest payable account are reported as expenses in the entity-wide financial statements; however, it is not an expenditure in the governmental funds.	109,090
Changes in the investment in joint venture asset is reported as investment income in the entity-wide financial statements, but not reported in the governmental funds.	5,656,853
The net revenue of the internal service funds is reported with governmental activities.	<u>(3,316,288)</u>
Change in net position of governmental activities, per Exhibit B	<u>\$ 12,639,206</u>

*The accompanying notes are an integral part of the financial statements.*

## PITT COUNTY, NORTH CAROLINA

## GENERAL FUND

STATEMENT OF REVENUES, EXPENDITURES, AND  
CHANGES IN FUND BALANCE - BUDGET AND ACTUAL  
FOR THE YEAR ENDED JUNE 30, 2019

	Budgeted Amounts			Variance with
	Original	Final	Actual	Final Budget Over/Under
<b>Revenues:</b>				
Ad valorem taxes	\$ 89,324,259	\$ 89,324,259	\$ 89,696,527	\$ 372,268
Other taxes and licenses	21,732,339	21,732,339	23,469,611	1,737,272
Unrestricted intergovernmental revenues	2,023,000	2,023,000	1,983,427	(39,573)
Restricted intergovernmental revenues	24,914,894	25,694,940	23,763,209	(1,931,731)
Permits and fees	2,295,555	2,295,555	2,521,291	225,736
Sales and services	5,011,457	5,442,984	5,584,538	141,554
Interest earned on investments	566,722	566,722	1,127,557	560,835
Miscellaneous	465,090	626,577	644,210	17,633
Total revenues	<u>146,333,316</u>	<u>147,706,376</u>	<u>148,790,370</u>	<u>1,083,994</u>
<b>Expenditures:</b>				
General government	13,945,940	14,453,583	14,132,925	320,658
Public safety	37,427,243	38,021,682	35,399,010	2,622,672
Environmental protection	288,981	292,024	284,118	7,906
Economic and physical development	1,811,029	2,100,672	1,950,682	149,990
Human services	41,332,715	42,309,847	38,846,194	3,463,653
Education	46,538,707	46,538,707	46,538,707	-
Cultural and recreation	732,924	737,924	735,016	2,908
Debt service	834,330	834,330	791,007	43,323
Total expenditures	<u>142,911,869</u>	<u>145,288,769</u>	<u>138,677,659</u>	<u>6,611,110</u>
Revenues over (under) expenditures	<u>3,421,447</u>	<u>2,417,607</u>	<u>10,112,711</u>	<u>7,695,104</u>
<b>Other Financing Sources (Uses):</b>				
Transfers in	550,000	559,800	550,000	(9,800)
Transfers out	(7,847,405)	(9,139,327)	(9,072,089)	67,238
Installment debt issued	-	300,000	300,000	-
Appropriated fund balance	3,875,958	5,861,920	-	(5,861,920)
Total other financing sources (uses)	<u>(3,421,447)</u>	<u>(2,417,607)</u>	<u>(8,222,089)</u>	<u>(5,804,482)</u>
Net change in fund balance	<u>\$ -</u>	<u>\$ -</u>	1,890,622	<u>\$ 1,890,622</u>
<b>Fund Balance:</b>				
Beginning of year - July 1			<u>40,914,560</u>	
End of year - June 30			<u>\$ 42,805,182</u>	

The accompanying notes are an integral part of the financial statements.

## PITT COUNTY, NORTH CAROLINA

STATEMENT OF NET POSITION  
PROPRIETARY FUNDS  
JUNE 30, 2019

	Business-Type Activities Solid Waste Fund	Governmental Activities Internal Service Funds
<b>Assets:</b>		
Current assets:		
Cash and cash equivalents	\$ 608,551	\$ 2,930,398
Receivables, net	700,589	86
Total current assets	1,309,140	2,930,484
Non-current assets:		
Capital assets, non-depreciable	642,829	-
Capital assets, net	5,593,857	-
Total non-current assets	6,236,686	-
Total assets	7,545,826	2,930,484
<b>Deferred Outflows of Resources:</b>		
OPEB deferrals	48,504	-
Pension related deferrals	404,342	-
Total deferred outflows of resources	452,846	-
<b>Liabilities:</b>		
Current liabilities:		
Accounts payable and accrued liabilities	526,944	4,168,576
Due to other funds	142,258	-
Compensated absences	34,585	-
Current portion of post-closure costs	40,000	-
Current portion of notes payable	144,950	-
Total current liabilities	888,737	4,168,576
Non-current liabilities:		
Net pension liability	508,441	-
Total OPEB liability	2,104,201	-
Non-current portion of compensated absences	34,585	-
Notes payable	462,792	-
Landfill closure/post-closure costs payable	581,020	-
Total non-current liabilities	3,691,039	-
Total liabilities	4,579,776	4,168,576
<b>Deferred Inflows of Resources:</b>		
OPEB deferrals	286,241	-
Pension deferrals	3,355	-
Total deferred inflows of resources	289,596	-
<b>Net Position:</b>		
Net investment in capital assets	5,628,944	-
Unrestricted	(2,499,644)	(1,238,092)
Total net position	\$ 3,129,300	\$ (1,238,092)

The accompanying notes are an integral part of the financial statements.



## PITT COUNTY, NORTH CAROLINA

STATEMENT OF REVENUES, EXPENSES, AND CHANGES  
IN FUND NET POSITION - PROPRIETARY FUNDS  
FOR THE YEAR ENDED JUNE 30, 2019

	Business-Type Activities	Governmental Activities
	Solid Waste Fund	Internal Service Funds
<b>Operating Revenues:</b>		
Solid waste fees	\$ 8,486,812	\$ -
User charges	-	1,290,719
Interfund services	-	10,264,942
Miscellaneous revenues	1,309,925	-
Total operating revenues	9,796,737	11,555,661
<b>Operating Expenses:</b>		
Salaries and employee benefits	1,543,584	7,960
Supplies and materials	1,378,766	-
Contract labor and other services	2,104,824	-
Contracted services - waste disposal	5,317,180	-
Depreciation	672,836	-
Equipment maintenance	-	697,204
Medical claims costs	-	15,413,342
Claims reimbursement	-	425,057
Total operating expenses	11,017,190	16,543,563
Operating income (loss)	(1,220,453)	(4,987,902)
<b>Non-Operating Revenues (Expenses):</b>		
Interest earned on investments	104,857	38,195
Intergovernmental grants	11,128	-
Total non-operating revenues (expenses)	115,985	38,195
Income (loss) before transfers	(1,104,468)	(4,949,707)
Transfer in (out)	(485,228)	1,633,419
Change in net position	(1,589,696)	(3,316,288)
<b>Net Position:</b>		
Beginning of year - July 1	4,718,996	2,078,196
End of year - June 30	\$ 3,129,300	\$ (1,238,092)

The accompanying notes are an integral part of the financial statements.

## PITT COUNTY, NORTH CAROLINA

STATEMENT OF CASH FLOWS  
 PROPRIETARY FUNDS  
 FOR THE YEAR ENDED JUNE 30, 2019

	Business-Type Activities Solid Waste Fund	Governmental Activities Internal Service Funds
<b>Cash Flows from Operating Activities:</b>		
Cash received from customers	\$ 9,804,644	\$ 1,290,975
Cash received from interfund services transactions	-	10,264,942
Cash paid to suppliers	(8,859,470)	(13,731,814)
Cash paid to employees	(1,485,886)	-
Net cash provided (used) by operating activities	(540,712)	(2,175,897)
<b>Cash Flows from Non-Capital Financing Activities:</b>		
Non-capital contributions/grants	11,128	-
Transfers	(485,228)	1,633,419
Net cash provided (used) by non-capital financing activities	(474,100)	1,633,419
<b>Cash Flows from Capital and Related Financing Activities:</b>		
Acquisition and construction of capital assets	(307,568)	-
<b>Cash Flows from Investing Activities:</b>		
Investment income received	104,857	38,195
Net increase (decrease) in cash and cash equivalents	(1,217,523)	(504,283)
<b>Cash and Cash Equivalents:</b>		
Beginning of year - July 1	1,826,074	3,434,681
End of year - June 30	\$ 608,551	\$ 2,930,398
<b>Reconciliation of Operating Income (Loss) to Cash Flows from Operating Activities:</b>		
Operating income (loss)	\$ (1,220,453)	\$ (4,987,902)
Depreciation	672,836	-
Adjustments to reconcile operating income (loss) to net cash provided (used) by operating activities:		
Change in assets and liabilities:		
(Increase) decrease in accounts receivable	7,907	256
(Increase) decrease in deferred outflows of resources for pension	(146,263)	-
(Increase) decrease in deferred outflows of resources for OPEB	(8,690)	-
(Increase) decrease in OPEB liability	(29,004)	-
(Increase) decrease in net pension liability	181,647	-
Increase (decrease) in deferred inflows of resources - pensions	(8,391)	-
Increase (decrease) in deferred inflows of resources - OPEB	78,405	-
Increase (decrease) in accounts payable and accrued liabilities	(25,251)	2,811,749
Increase (decrease) in closure and post-closure costs payable	(43,455)	-
Net cash provided (used) by operating activities	\$ (540,712)	\$ (2,175,897)

The accompanying notes are an integral part of the financial statements.

**PITT COUNTY, NORTH CAROLINA****STATEMENT OF FIDUCIARY NET POSITION  
FIDUCIARY FUNDS  
JUNE 30, 2019**

	<b><u>Agency Funds</u></b>
<b>Assets:</b>	
Cash and cash equivalents	\$ <u>460,295</u>
<b>Liabilities:</b>	
Deposits held in custody for others	414,916
Deferred compensation benefits payable	<u>45,379</u>
Total liabilities	<u>460,295</u>
<b>Net Position:</b>	
Held in trust for pension benefits	<u><u>\$ -</u></u>

*The accompanying notes are an integral part of the financial statements.*

# **PITT COUNTY, NORTH CAROLINA**

## **NOTES TO THE FINANCIAL STATEMENTS FOR THE YEAR ENDED JUNE 30, 2019**

### **1. Summary of Significant Accounting Policies**

#### **A. Nature of Operations**

Pitt County, North Carolina (the “County”), governed by a nine-member Board of Commissioners, is one of the 100 counties established in North Carolina under North Carolina General Statute 153A-10. The County was incorporated in 1760, and the County seat is located in Greenville, North Carolina. The County operates under a Council-Manager form of government and provides the following services as authorized by its charter: public safety, health and mental health programs, social service programs, and community development.

The accounting policies of the County and its discretely presented component units conform to accounting principles generally accepted in the United States of America, as applicable to governments. The following is a summary of the more significant accounting policies:

#### **B. Reporting Entity**

As required by accounting principles generally accepted in the United States of America, these financial statements present the County and its component units, legally separate entities for which the County is financially accountable. The following discretely presented component units are reported in separate columns in the County’s combined financial statements in order to emphasize that they are legally separate from the County.

##### **Pitt County Alcoholic Beverage Control Board**

The Pitt County Alcoholic Beverage Control Board (“ABC Board”) is governed by a five-member Board appointed by the County Commissioners as ABC Board members’ terms expire. The ABC Board is required by state statute to distribute its surpluses to the General Fund of the County. The ABC Board, which has a June 30 year-end, is presented as if it were a proprietary fund. Complete financial statements for the ABC Board may be obtained at 2305 South Memorial Drive, Greenville, North Carolina 27834.

##### **Pitt County Industrial Development Commission**

The Pitt County Industrial Development Commission (the “Commission”) is governed by a 15-member Board appointed by the Pitt County Commissioners. The County assesses and collects the property tax revenues of the Commission. The Commission was created to develop industry progress for Pitt County. The Commission, which has a June 30 year-end, is presented as if it were a governmental fund. Pitt County has no financial liability for the Commission. Complete financial statements for the Commission may be obtained at 1111 South Washington Street, Greenville, North Carolina 27834.

# **PITT COUNTY, NORTH CAROLINA**

## **NOTES TO THE FINANCIAL STATEMENTS FOR THE YEAR ENDED JUNE 30, 2019**

### **Pitt County Industrial Facility and Pollution Control Financial Authority**

The Pitt County Industrial Facility and Pollution Control Financial Authority (the “Authority”) exists to issue and service revenue bond debt of private businesses for economic development purposes. The Authority is governed by a seven-member Board of Commissioners, all of whom are appointed by the County Commissioners. The County can remove any Commissioner of the Authority with or without cause. The Authority has no financial transactions or account balances; therefore, it is not presented in the combined financial statements. The Authority does not issue separate financial statements.

### **C. Basis of Presentation, Basis of Accounting**

#### **Government-Wide Statements**

The Statement of Net Position (Exhibit A) and the Statement of Activities (Exhibit B) display information about the primary government (the County) and its component units. These statements include the financial activities of the overall government, except for fiduciary activities. Eliminations have been made to minimize the double counting of internal activities. These statements distinguish between the governmental and business-type activities of the County. Governmental activities generally are financed through taxes, intergovernmental revenues, and other non-exchange transactions. Business-type activities are financed, in whole or in part, by fees charged to external parties. Likewise, the primary government is reported separately from certain legally separate component units for which the primary government is financially accountable.

The Statement of Activities presents a comparison between direct expenses and program revenues for the different business-type activities of the County and for each function of the County’s governmental activities. Direct expenses are those that are specifically associated with a program or function and, therefore, are clearly identifiable to a particular function. Indirect expense allocations that have been made in the funds have been reversed for the Statement of Activities. Program revenues include: (a) fees and charges paid by the recipients of goods or services offered by the programs and (b) grants and contributions that are restricted to meeting the operational or capital requirements of a particular program. Revenues that are not classified as program revenues, including all taxes, are presented as general revenues.

#### **Fund Financial Statements**

The fund financial statements provide information about the County’s funds, including its fiduciary funds. Separate statements for each fund category – governmental, proprietary, and fiduciary – are presented. The emphasis of fund financial statements is on major governmental and enterprise funds, each displayed in a separate column. All remaining governmental and enterprise funds are aggregated and reported as nonmajor funds.

## PITT COUNTY, NORTH CAROLINA

### NOTES TO THE FINANCIAL STATEMENTS FOR THE YEAR ENDED JUNE 30, 2019

Proprietary fund operating revenues, such as charges for services, result from exchange transactions associated with the principal activity of the fund. Exchange transactions are those in which each party receives and gives up essentially equal values. Non-operating revenues, such as subsidies, result from non-exchange transactions. Other non-operating items, such as investment earnings, are ancillary activities.

The County reports the following major governmental funds for the year ended June 30, 2019:

**General Fund.** This is the County's primary operating fund. It accounts for all financial resources of the general government except those required to be accounted for in another fund.

**Capital Project Fund – 2016 Limited Obligation Bonds Fund.** This fund is used to account for the bonds issued in order to finance the costs of acquiring, constructing, renovating, expanding, and equipping various public school facilities.

**School Capital Reserve Fund.** This fund is used to account for the portion of the local option sales tax funds maintained in order to finance future education construction or the retirement of education related debt.

**Debt Service Fund.** The Debt Service Fund is used to account for all expenditures of principal and interest for all long-term debt payments. The other governmental fund types provide the resources to the Debt Service Fund to make the payments through operating transfers.

The County reports the following major enterprise fund for the year ended June 30, 2019:

**Solid Waste Fund.** This fund accounts for the operation, maintenance, and development of various landfills and disposal sites.

The County reports the following fund types:

**Special Revenue Funds.** Special revenue funds are used to account for the proceeds of specific revenue sources that are legally restricted to specified purposes. The State/Federal Forfeiture Fund, CDBG Special Revenue Fund, CDBG Single Family Rehab Special Revenue Fund, Grants Fund, Pitt Area Transit System Special Revenue Fund, Fire Districts Fund, EMS District Fund, Emergency Telephone System Fund, Subdivision Street Improvements Fund, Hurricane Relief Fund, and Hurricane Grant Program Fund are special revenue funds of the County.

**Capital Projects Funds.** Capital projects funds are used to account for financial resources to be used for the acquisition or construction of major capital facilities (other than those financed by proprietary funds). The County's capital project funds are: Communication Expansion Phase II Fund, Community Schools and Recreation Fund, ECTC Building Fund, School Improvement Fund, Industrial Development Building Fund, County Capital Reserve

## **PITT COUNTY, NORTH CAROLINA**

### **NOTES TO THE FINANCIAL STATEMENTS FOR THE YEAR ENDED JUNE 30, 2019**

Fund, Pitt Community College 2014 GO Bond Fund, Indigreen Improvements Fund, 2016B Limited Obligation Bond Fund, Capital Reserve Fund, Animal Shelter Improvements Fund, PCC Maintenance Fund, and 911 Back Up PSAP Center Fund are capital projects funds of the County.

**Internal Service Funds.** Internal service funds are used to account for goods or services provided by one department to other departments of the County on a cost-reimbursement basis. The County Garage Fund, Active Employee Medical Insurance Fund, Retiree Medical Insurance Fund, and Workers' Compensation Fund are the internal service funds of the County.

**Fiduciary Funds.** Fiduciary funds are used for assets held in a trustee capacity by the County. The following are the fiduciary funds of the County:

**Agency Funds.** Agency funds are custodial in nature and do not involve measurement of results of operations. Agency funds are used to account for assets the County holds on behalf of others. The agency funds maintained by the County account for money deposited with the County through the Social Services Fund, Mental Health Fund, Sheriff Fund, and Jail Fund. The agency funds also include a Flexible Benefit Plan Fund and the fund used to account for Tax collection held for municipalities.

#### **Measurement Focus, Basis of Accounting**

The accounting and financial reporting treatment applied to a fund is determined by its measurement focus. The basis of accounting determines when the revenues and expenditures, or expenses and the related assets and liabilities, are recognized in the accounts and reported in the financial statements. Basis of accounting relates to the timing of the measurements made, regardless of the measurement focus applied.

All funds of the County are accounted for during the year using the modified accrual basis of accounting, in accordance with the North Carolina General Statutes. The financial statements are reported at year-end as discussed below.

#### **Government-Wide, Proprietary, and Fiduciary Fund Financial Statements**

The government-wide, proprietary, and fiduciary fund financial statements are reported using the economic resources measurement focus, except for the agency funds, which have no measurement focus. The government-wide, proprietary, and fiduciary fund financial statements are reported using the accrual basis of accounting. Revenues are recorded when earned, and expenses are recorded at the time liabilities are incurred, regardless of when the related cash flows take place. Non-exchange transactions, in which the County gives (or receives) value without directly receiving (or giving) equal value in exchange, include property taxes, grants, entitlements, and donations. On an accrual basis, revenue from property taxes is recognized in the fiscal year for which the taxes are levied. Revenue from grants, entitlements, and donations is recognized in the fiscal year in which all eligibility requirements have been satisfied.



## **PITT COUNTY, NORTH CAROLINA**

### **NOTES TO THE FINANCIAL STATEMENTS FOR THE YEAR ENDED JUNE 30, 2019**

Amounts reported as program revenues include: 1) charges to customers or applicants for goods, services, or privileges provided; 2) operating grants and contributions; and 3) capital grants and contributions, including special assessments. Internally dedicated resources are reported as general revenues rather than as program revenues. Likewise, general revenues include all taxes.

Proprietary funds distinguish operating revenues and expenses from non-operating items. Operating revenues and expenses generally result from providing services and producing and delivering goods in connection with a proprietary fund's principal ongoing operations. The principal operating revenues of the County enterprise funds are charges to customers for landfill services. Operating expenses for enterprise funds include the cost of sales and services, administrative expenses, and depreciation on capital assets. All revenues and expenses not meeting this definition are reported as non-operating revenues and expenses.

#### **Governmental Fund Financial Statements**

Governmental funds are reported using the current financial resources measurement focus and the modified accrual basis of accounting. Under this method, revenues are recognized when measurable and available.

Expenditures are recorded when the related fund liability is incurred, except for principal and interest on general long-term debt, claims and judgments, and compensated absences, which are recognized as expenditures to the extent they have matured. General capital asset acquisitions are reported as expenditures in governmental funds. Proceeds of general long-term debt and acquisitions under capital leases are reported as other financing sources.

The County considers all revenues available when they are collected within 60 days of June 30, 2019, except for property taxes. Ad valorem property taxes are not accrued as revenue because the amount is not susceptible to accrual. At June 30, taxes receivable for property other than motor vehicles are materially past due and are not considered to be an available resource to finance the operations of the current year. As of September 1, 2013, state law altered the procedures for the assessment and collection of property taxes on registered motor vehicles in North Carolina. Effective with this change in the law, the State of North Carolina is responsible for billing and collecting the property taxes on registered motor vehicles on behalf of all Counties, municipalities and special tax districts. Property taxes are due when vehicles are registered. The billed taxes are applicable to the fiscal year in which they are received. Uncollected taxes that were billed in periods prior to September 1, 2013 and for limited registration plates are shown as a receivable in these financial statements and are offset by deferred inflows of resources.

Sales taxes and certain intergovernmental revenues, such as the utilities franchise tax, collected and held by the state at year-end on behalf of the County, are recognized as revenue on both the government-wide financial statements and the fund financial statements. Intergovernmental revenues and sales and services are not susceptible to accrual because, generally, they are not measurable until received in cash. Expenditure-driven grants are recognized as revenue when the qualifying expenditures have been incurred and all other grant requirements have been satisfied.

## **PITT COUNTY, NORTH CAROLINA**

### **NOTES TO THE FINANCIAL STATEMENTS FOR THE YEAR ENDED JUNE 30, 2019**

Under the terms of grant agreements, the County funds certain programs by a combination of specific cost-reimbursement grants, categorical block grants, and general revenues. Thus, when program expenses are incurred, there is both restricted and unrestricted net position available to finance the program. It is the County's policy to first apply cost-reimbursement grant resources to such programs, followed by categorical block grants, and then by general revenues.

#### **D. Budgetary Data**

The County's budgets are adopted as required by the North Carolina General Statutes. An annual budget is adopted for the General Fund; the special revenue funds, with the exception of the CDBG funds, the Subdivision Improvement Fund, and the Hurricane Relief Fund, which are project based; the School Improvement Capital Project Fund, Industrial Development Building Fund, The School Capital Reserve Fund, and the County Capital Reserve Fund (all other capital project funds adopt project budgets); the Debt Service Fund; and the Enterprise Fund. All annual appropriations lapse at the fiscal year-end. All budgets are prepared using the modified accrual basis of accounting.

Expenditures may not legally exceed appropriations at the department level, as defined in the budget ordinance, for the General Fund, and at the fund level for the special revenue funds, the Enterprise Fund, and the capital project funds. The balances in the capital reserve funds will be appropriated when transferred to their respective capital project funds in accordance with the project ordinance adopted for the Reserve Fund. The County Manager is authorized by the budget ordinance to transfer appropriations between departments within a fund up to \$20,000, and the County Finance Director is authorized by the budget ordinance to transfer appropriations within a department; however, any revisions that alter total expenditures of any department must be approved by the governing board. During the year, several amendments to the original budget were necessary. The budget ordinance must be adopted by July 1 of the fiscal year or the governing board must adopt an interim budget that covers that time until the annual ordinance can be adopted.

#### **E. Assets, Liabilities, Deferred Outflows/Inflows of Resources, and Fund Equity**

##### **Deposits and Investments**

All deposits of the County are made in Board-designated official depositories and are secured as required by G.S. 159-31. The County may designate, as an official depository, any bank or savings association whose principal office is located in North Carolina. Also, the County may establish time deposit accounts such as NOW and SuperNOW accounts, money market accounts, and certificates of deposit.

State law [G.S. 159-30(c)] authorizes the County to invest in obligations of the United States of America or obligations fully guaranteed both as to principal and interest by the United States of America; obligations of the State of North Carolina; bonds and notes of any North Carolina local government or public authority; obligations of certain non-guaranteed federal agencies; certain high-quality issues of commercial paper and bankers' acceptances; and the North Carolina Capital Management Trust (NCCMT). The County's investments are reported at fair value. Non-participating interest earning investment contracts are accounted

# **PITT COUNTY, NORTH CAROLINA**

## **NOTES TO THE FINANCIAL STATEMENTS FOR THE YEAR ENDED JUNE 30, 2019**

for at cost. The NCCMT Government Portfolio, a SEC-registered (2a-7) external investment pool, is measured at fair value. The NCCMT Term Portfolio is bond fund, has no rating and is measured at fair value. As of June 30, 2019, The Term portfolio has a duration of .11 years. Because the NCCMT Government and Term Portfolios have a weighted average maturity of less than 90 days, they are presented as an investment with a maturity of less than 6 months.

Through special legislation enacted in the 1999 legislative session, the County was granted expanded investment options for the funds related to the transfer of the Pitt County Memorial Hospital from the County to a private, not-for-profit entity. The legislation allows the County to invest and reinvest equity assets in one or more of the types of securities or other investments authorized by state law for the State Treasurer [G.S. 147-69.2].

The County's investments with a maturity of more than one year at acquisition and non-money market investments are carried at fair value as determined by quoted market prices. The NC Capital Management Trust Government Portfolio, an SEC-registered 2a-7 government money market fund, is measured at amortized cost, which is the NCCMT's share price. The NCCMT Term Portfolio's securities are valued at fair value. Money market investments that have a remaining maturity at the time of purchase of one year or less and non-participating interest earnings and investment contracts are reported at amortized cost.

### **Cash and Cash Equivalents**

The County pools monies from several funds to facilitate disbursement and investment and to maximize investment income. Therefore, all cash and investments are essentially demand deposits and are considered cash and cash equivalents.

For purposes of the Statement of Cash Flows, the County considers all deposits and investments with an original maturity date of three months or less, which are not limited as to use, to be cash equivalents.

### **Restricted Assets**

When both restricted and unrestricted resources are available for use, it is the County's policy to use restricted resources first, then unrestricted resources as they are needed.

The unexpended debt proceeds of the capital project funds are classified as restricted assets (cash) within their respective funds, because their use is completely restricted to the purpose for which the debt was originally issued.

#### **Governmental Activities:**

##### **Capital Project Funds:**

2016 limited obligation bond unspent debt proceeds	\$	149,877
Communication expansion phase II unspent debt proceeds		348,882
2016B limited obligation bond unspent debt proceeds		4,685,302
Animal shelter unspent debt proceeds		984,637
Total restricted cash	\$	<u>6,168,698</u>

## **PITT COUNTY, NORTH CAROLINA**

### **NOTES TO THE FINANCIAL STATEMENTS FOR THE YEAR ENDED JUNE 30, 2019**

#### **Ad Valorem Taxes Receivable**

In accordance with state law [G.S. 105-347 and G.S. 159-13(a)], the County levies ad valorem taxes on property other than motor vehicles on July 1, the beginning of the fiscal year. The taxes are due on September 1 (lien date); however, penalties and interest do not accrue until the following January 6. These taxes are based on the assessed values as of January 1, 2018. As allowed by state law, the County has established a schedule of discounts that apply to taxes, which are paid prior to the due date. In the County's General Fund, ad valorem tax revenues are reported net of such discounts.

#### **Allowances for Doubtful Accounts**

All receivables that historically experience uncollectible accounts are shown net of an allowance for doubtful accounts. This amount is estimated by analyzing the percentage of receivables that were written off in prior years.

#### **Prepaid Items**

Certain payments to vendors reflect costs applicable to future accounting periods and are recorded as prepaid items in both government-wide and fund financial statements and expensed as the items are used.

#### **Capital Assets**

Capital assets, which include property, plant, equipment, and infrastructure assets (including infrastructure assets purchased prior to implementing GASB 34), are reported in the applicable governmental or business-type activities columns in the government-wide financial statements. Capital assets are defined by the County as assets with an initial individual cost greater than \$10,000 and an estimated useful life greater than two years. Such assets are recorded at historical cost or estimated historical cost if purchased or constructed. The County capitalizes buildings and land, purchased or constructed, for the Pitt County Board of Education in all instances where the County retains title to the property. The County transfers title of school property to the Board of Education after all installment debt collateralized by the property has been retired. Donated capital assets received prior to June 30, 2015 are recorded at estimated fair market value at the date of donation. Donated capital assets received after June 30, 2015 are recorded at acquisition value. The cost of normal maintenance and repairs that do not add to the value of the asset or significantly extend the asset's life are not capitalized. The County capitalizes interest costs that are incurred during the construction period of capital assets.

## PITT COUNTY, NORTH CAROLINA

### NOTES TO THE FINANCIAL STATEMENTS FOR THE YEAR ENDED JUNE 30, 2019

Buildings and equipment are depreciated using the straight-line method over estimated useful lives, as shown below:

<u>Assets</u>	<u>Estimated Useful Lives</u>
Buildings	40 years
Furniture and fixtures	10 years
Equipment	5-10 years
Vehicles	5 years

#### Compensated Absences

County employees are granted vacation and sick leave in varying amounts. In the event of termination, an employee is reimbursed for accumulated vacation days up to a maximum of thirty days. All vacation pay is accrued when earned only if they have matured in the government-wide and proprietary fund financial statements. The County uses the first-in, first-out method to value accrued vacation pay and the current amount due. The portion of that time estimated to be used in the next fiscal year has been designated as a current liability in the government-wide financial statements. Compensated absences are reported in governmental funds only if they have matured.

The County's sick leave policy provides for unlimited accumulation of earned sick leave. Sick leave does not vest, but any unused sick leave at the time of retirement may be used in the determination of length of service for retirement benefit purposes. In accordance with the provisions of Statement of Governmental Accounting Standards No. 16, *Accounting for Compensated Absences*, no liability is recorded for non-vesting accumulating rights to receive sick pay benefits.

#### Deferred Outflows/Inflows of Resources

In addition to assets, the Statement of Net Position will sometimes report a separate section for deferred outflow of resources. This separate financial statement element, *Deferred Outflows of Resources*, represents a consumption of net position that applies to a future period and so will not be recognized as an expense or expenditure until then. The County has three items that meet this criteria – pension related deferrals, OPEB related deferrals, and charge on refunding. In addition to liabilities, the Statement of Net Position can also report a separate section for deferred inflows of resources. This separate financial statement element, *Deferred Inflows of Resources*, represents an acquisition of net position that applies to a future period and so will not be recognized as revenue until then. The County has several items that meet the criteria for this category – prepaid taxes, OPEB deferrals, other pension related deferrals, taxes receivable and other receivables.

## **PITT COUNTY, NORTH CAROLINA**

### **NOTES TO THE FINANCIAL STATEMENTS FOR THE YEAR ENDED JUNE 30, 2019**

#### **Long-Term Obligations**

In the government-wide financial statements and proprietary fund types in the fund financial statements, long-term debt and other long-term obligations are reported as liabilities in the applicable governmental activities, business-type activities, or proprietary fund type Statement of Net Position. Debt issuance costs are recognized as other assets and amortized over the life of the debt using the effective interest method.

In the fund financial statements, governmental fund types recognize bond premiums and discounts, as well as debt issuance costs during the current period. The face amount of the debt is reported as other financing sources. Premiums received on debt issuances are reported as other financing sources, while discounts on debt issuances are reported as other financing uses. Issuance costs, whether or not withheld from the actual net proceeds received, are reported as debt service expenditures.

The bonds for the Solid Waste Fund are carried in the Enterprise Fund rather than in the governmental activities funds. The debt service requirements for that debt are met by solid waste revenues, but the taxing power of the County is pledged to make these payments if solid waste revenues should ever be insufficient.

#### **Self-Insurance**

The County is self-insured for employee medical benefits and workers' compensation, with third-party insurance coverage at specified levels. The self-insurance plan is administered by an insurance company. The liability for estimated claims that have been incurred but have not yet reported is accrued in the Internal Service Fund.

#### **Net Position**

Net position in government-wide and proprietary fund financial statements is classified as net investment in capital assets; restricted; and unrestricted. Restricted net position represents constraints on resources that are either a) externally imposed by creditors, grantors, contributors, or laws or regulations of other governments or b) imposed by law through state statute.

#### **Fund Balances**

In the governmental fund financial statements, fund balance is composed of five classifications designed to disclose the hierarchy of constraints placed on how fund balance can be spent.

# PITT COUNTY, NORTH CAROLINA

## NOTES TO THE FINANCIAL STATEMENTS FOR THE YEAR ENDED JUNE 30, 2019

The governmental fund types classify fund balances as follows:

### Non-Spendable Fund Balance

This classification includes amounts that cannot be spent because they are either (a) not in spendable form or (b) legally or contractually required to be maintained intact.

*Prepaid Items* – portion of fund balance that is not an available resource because it represents the year-end balance of prepaid items, which are not spendable resources.

### Restricted Fund Balance

This classification includes revenue sources that are restricted to specific purposes externally imposed by creditors or imposed by law. Restricted fund balance is summarized as follows:

	<u>General Fund</u>	<u>Limited Obligation Bond Fund</u>	<u>Capital Reserve Fund</u>	<u>Special Revenue</u>	<u>Capital Projects</u>	<u>Total</u>
<i>Restricted for Stabilization by State Statute</i> – portion of fund balance that is restricted by State statute [G.S. 159-8(a)].	\$ 13,777,420	\$ -	\$ 1,901,600	\$ 870,407	\$ 1,582,263	\$ 18,131,690
<i>Restricted for Register of Deeds</i> – portion of fund balance that is restricted by revenue source for technology for the Register of Deeds' office.	194,132	-	-	-	-	194,132
<i>Restricted for Public Safety</i> – portion of fund balance that is restricted by revenue source for fire protection expenditures.	-	-	-	80,046	1,333,519	1,413,565
<i>Restricted for Public Safety</i> – portion of fund balance that is restricted by revenue source for EMS expenditures.	-	-	-	965,602	-	965,602
<i>Restricted for Public Safety</i> – portion of fund balance that is restricted by revenue source for the Emergency Telephone System Fund.	-	-	-	106,257	-	106,257
<i>Restricted for Public Safety</i> – portion of fund balance that is restricted by revenue source for the State/Federal Forfeiture Fund.	-	-	-	67,709	-	67,709
<i>Restricted for Education</i> – portion of fund balance that is restricted by revenue (unspent debt proceeds) source for education.	-	-	-	-	2,724,013	2,724,013
<i>Restricted for Economic and Physical Development</i> – portion of fund balance that is restricted by revenue source for community development projects.	-	149,877	-	161,076	1,961,289	2,272,242
Total restricted fund balance (Exhibit C)	<u>\$ 13,971,552</u>	<u>\$ 149,877</u>	<u>\$ 1,901,600</u>	<u>\$ 2,251,097</u>	<u>\$ 7,601,084</u>	<u>\$ 25,875,210</u>



## **PITT COUNTY, NORTH CAROLINA**

### **NOTES TO THE FINANCIAL STATEMENTS FOR THE YEAR ENDED JUNE 30, 2019**

Restricted net position on Exhibit A varies from restricted fund balance on Exhibit C by the amount of unspent debt proceeds of \$6,168,698 and the Register of Deeds Pension Plan of \$285,157 for a net difference of \$5,883,541.

Restricted for Stabilization by State Statute - North Carolina G.S. 159-8 prohibits units of government from budgeting or spending a portion of their fund balance. This is one of several statutes enacted by the North Carolina State Legislature in the 1930's that were designed to improve and maintain the fiscal health of local government units. Restricted by State Statute (RSS), is calculated at the end of each fiscal year for all annually budgeted funds. The calculation in G.S. 159-8(a) provides a formula for determining what portion of fund balance is available for appropriation. The amount of fund balance not available for appropriation is what is known as "Restricted by State Statute". Appropriated fund balance in any fund shall not exceed the sum of cash and investments minus the sum of liabilities, encumbrances, and deferred revenues arising from cash receipts, as those figures stand at the close of the fiscal year next preceding the budget. Per GASB guidance, RSS is considered a resource upon which a restriction is "imposed by law through constitutional provisions or enabling legislation." RSS is reduced by inventories and prepaids as they are classified as nonspendable. Outstanding Encumbrances are included within RSS. RSS is included as a component of restricted net position and restricted fund balance on the face of the balance sheet.

# PITT COUNTY, NORTH CAROLINA

## NOTES TO THE FINANCIAL STATEMENTS FOR THE YEAR ENDED JUNE 30, 2019

### Committed Fund Balance

The committed fund balance classification includes amounts that can be used only for the specific purposes determined by a formal action of the government's highest level of decision-making authority. The governing council is the highest level of decision-making authority for the government that can, by adoption of an ordinance prior to the end of the fiscal year, commit fund balance. Once adopted, the limitation imposed by the ordinance remains in place until a similar action is taken (the adoption of another ordinance) to remove or revise the limitation. Committed fund balance is summarized as follows:

	<u>General Fund</u>	<u>School Capital Reserve Fund</u>	<u>Debt Service</u>	<u>Other Governmental Funds</u>	<u>Total</u>
<i>Committed for General Government</i> – portion of fund balance that can only be used for general government debt service or projects.	\$ 495,233	\$ -	\$ 359,653	\$ 1,450,753	\$ 2,305,639
<i>Committed for Public Safety</i> – portion of fund balance that can only be used for public safety related projects.	-	-	-	1,127,223	1,127,223
<i>Committed for Education</i> – portion of fund balance that can only be used for education-related debt service or projects.	-	12,480,549	-	1,256,047	13,736,596
<i>Committed for Economic and Physical Development</i> – portion of fund balance that can only be used for economic development projects.	-	-	-	195,936	195,936
Total	<u>\$ 495,233</u>	<u>\$ 12,480,549</u>	<u>\$ 359,653</u>	<u>\$ 4,029,959</u>	<u>\$ 17,365,394</u>

# PITT COUNTY, NORTH CAROLINA

## NOTES TO THE FINANCIAL STATEMENTS FOR THE YEAR ENDED JUNE 30, 2019

### Assigned Fund Balance

Assigned fund balance is the portion of fund balance that Pitt County intends to use for specific purposes. The County's governing body has the authority to assign fund balance. The Manager and Finance Officer, as granted in the officially adopted budget ordinance, have been granted limited authority to assign fund balance.

Assigned fund balance is summarized as follows:

	<u>General Fund</u>	<u>Capital Project</u>	<u>Total</u>
<i>Subsequent Year's Expenditures</i> – portion of fund balance that is appropriated in the next year's budget that is not already classified in restricted or committed.	\$ 4,610,192	\$ -	\$ 4,610,192
<i>Assigned for Education</i> – portion of fund balance assigned by management for education purposes.	-	397,794	397,794
<i>Assigned for Economic Development</i> – portion of fund balance assigned by management for an industrial building.	<u>-</u>	<u>170,050</u>	<u>170,050</u>
Total	<u>\$ 4,610,192</u>	<u>\$ 567,844</u>	<u>\$ 5,178,036</u>

### Unassigned Fund Balance

Unassigned fund balance is the portion of fund balance that has not been restricted, committed, or assigned to specific purposes or other funds. The General Fund is the only fund that may report a positive unassigned fund balance amount. In other governmental funds, it is not appropriate to report a positive unassigned fund balance amount. However, in the other governmental funds other than the General Fund, if expenditures incurred for specific purposes exceed the amounts that are restricted, committed, or assigned to those purposes, it may be necessary to report a negative unassigned fund balance.

### Fund Balance Available for Appropriation

The following schedule provides management and citizens with information on the portion of General Fund balance that is available for appropriation:

Total fund balance - General Fund	\$ 42,805,182
Less:	
Prepaid items	(116,179)
Stabilization by state statute	<u>(13,777,420)</u>
Fund balance available for appropriation	<u>\$ 28,911,583</u>

## **PITT COUNTY, NORTH CAROLINA**

### **NOTES TO THE FINANCIAL STATEMENTS FOR THE YEAR ENDED JUNE 30, 2019**

Pitt County has a revenue spending policy that provides guidance for programs with multiple revenue sources. The Finance Officer will use resources in the following hierarchy: bond proceeds, federal funds, state funds, local non-County funds, and County funds. For purposes of fund balance classification, expenditures are to be spent from restricted fund balance first, followed in order by committed fund balance, assigned fund balance, and, lastly, unassigned fund balance. The Finance Officer has the authority to deviate from this policy if it is in the best interest of the County. The County has not adopted a formal fund balance policy.

#### **Defined Benefit Cost-Sharing Pension Plans**

The County participates in two cost-sharing, multiple-employer, defined benefit pension plans that are administered by the state; the Local Governmental Employees' Retirement System (LGERS) and the Registers of Deeds' Supplemental Pension Fund (RODSPF) (collectively, the "state-administered defined benefit pension plans"). For purposes of measuring the net pension asset or liability, deferred outflows of resources and deferred inflows of resources related to pensions, and pension expense, information about the fiduciary net positions of the state-administered defined benefit pension plans and additions to/deductions from the state-administered defined benefit pension plans' fiduciary net positions have been determined on the same basis as they are reported by the state-administered defined benefit pension plans. For this purpose, plan member contributions are recognized in the period in which the contributions are due. The County's employer contributions are recognized when due and the County has a legal requirement to provide the contributions. Benefits and refunds are recognized when due and payable in accordance with the terms of the state-administered defined benefit pension plans. Investments are reported at fair value.

#### **Interfund Transactions**

Interfund services provided are accounted for as revenue or expenses in the government-wide financial statements, since they would be treated as such if they involved organizations external to the County. Transactions that constitute reimbursements to a fund, or expenditures/expenses initially made from it that are properly applicable to another fund, are recorded as expenditures/expenses in the reimbursing fund and as reductions of expenditures/expenses in the fund that is reimbursed. All other interfund transactions are reported as transfers.

#### **Use of Estimates**

The preparation of financial statements in conformity with generally accepted accounting principles requires management to make estimates and assumptions that affect certain reported amounts and disclosures. Accordingly, actual results could differ from those estimates. Significant areas where estimates are made are: allowance for doubtful accounts; depreciation lives; other post-employment benefit obligations; incurred, but not reported, claims; and post-closure landfill expenses.

# PITT COUNTY, NORTH CAROLINA

## NOTES TO THE FINANCIAL STATEMENTS FOR THE YEAR ENDED JUNE 30, 2019

### 2. Stewardship, Compliance, and Accountability

#### **Deficit Fund Balance of Individual Funds Not Appropriated in Subsequent Year's Budget Ordinance**

At year-end, the County reported deficit fund balance in the following fund:

Hurricane Relief Fund	<u>\$ (7,432)</u>
-----------------------	-------------------

**Corrective Action Plan.** The deficit in the Hurricane Relief Fund will be eliminated with future revenues and transfers.

### 3. Deposits and Investments

#### **A. Deposits**

All of the County's deposits are either insured or collateralized by using one of two methods. Under the Dedicated Method, all deposits exceeding the federal depository insurance coverage level are collateralized with the securities held by the County's agents in the unit's name. Under the Pooling Method, which is a collateral pool, all uninsured deposits are collateralized with securities held by the State Treasurer's agent in the name of the State Treasurer. Since the State Treasurer is acting in a fiduciary capacity for the County, these deposits are considered to be held by the County's agent in its name. The amount of the pledged collateral is based on an approved averaging method for non-interest-bearing deposits and the actual current balance for interest-bearing deposits. Depositories using the Pooling Method report to the State Treasurer the adequacy of their pooled collateral covering uninsured deposits. The State Treasurer does not confirm this information with the County or with the escrow agent. Because of the inability to measure the exact amount of collateral pledged for the County under the Pooling Method, the potential exists for undercollateralization, and this risk may increase in periods of high cash flows. However, the State Treasurer of North Carolina enforces strict standards of financial stability for each depository that collateralizes public deposits under the Pooling Method. The State Treasurer enforces standards of minimum capitalization for all Pooling Method financial institutions. The County relies on the State Treasurer to monitor those financial institutions. The County analyzes the financial soundness on any other financial institution used by the County. The County complies with the provisions G.S. 159-31 when designating official depositories and verifying that deposits are properly secured. The County does not have a policy regarding custodial credit risk for deposits.

At June 30, 2019, the County's deposits had a carrying amount of \$14,291,019 and a bank balance of \$17,963,673. The County only has deposits in institutions that collateralize under the Pooling Method. Of the bank balance, \$750,000 was covered by federal depository insurance and the remainder was covered by collateral held by authorized escrow agents in the name of the State Treasurer. The County had \$101,265 of cash on hand at year-end.

# PITT COUNTY, NORTH CAROLINA

## NOTES TO THE FINANCIAL STATEMENTS FOR THE YEAR ENDED JUNE 30, 2019

### B. Investments

At June 30, 2019, the County's investment balances were as follows:

<u>Investment Type</u>	<u>Valuation Measurement Method</u>	<u>Fair Value</u>	<u>Less Than 1 Year</u>
NCCMT:			
Government Portfolio	Fair Value - Level 1	\$ 24,428,566	\$ 24,428,566
Term Portfolio	Fair Value - Level 1	22,344,383	22,344,383
Total		<u>\$ 46,772,949</u>	<u>\$ 46,772,949</u>

\* As of June 30, 2019, the NCCMT Term Portfolio has a duration of .11 years. Because the NCCMT Government and Term Portfolios have a weighted average maturity of less than 90 days, they are presented as an investment with a maturity of less than 6 months.

All investments are measured using the market approach: using prices and other relevant information generated by market transactions involving identical or comparable assets or a group of assets.

Level of fair value hierarchy: Level 1: Debt securities valued using directly observable, quoted prices (unadjusted) in active markets for identical assets. Level 2 debt securities are valued using a matrix pricing technique. Matrix pricing is used to value securities based on the securities' relationship to benchmark quoted prices.

*Interest Rate Risk.* The County limits all securities to a final maturity of no more than three years. The County has no formal policy for interest rate risk.

*Credit Risk.* The County limits investments to the provisions of G.S. 159-30 and restricts the purchase of securities to the highest possible ratings whenever particular types of securities are rated. State law limits investments in commercial paper to the top rating issued by nationally recognized statistical rating organizations (NRSROs); however, the County had no formal policy on managing credit risk. The County's investment in the NC Capital Management Trust Term Portfolio is unrated. The Term Portfolio is authorized to invest in obligations of the US government and agencies, and in high grade money market instruments as permitted under North Carolina General Statutes 159-30 as amended. As of June 30, 2019, the County's investments were rated as follows:

	<u>Standard Poor's</u>	<u>Moody's Investor Services</u>
North Carolina Capital Management Trust Government Portfolio	AAAm	N/A
North Carolina Capital Management Term Portfolio	N/A	N/A

*Concentration of Credit Risk.* The County places no limit on the amount that the County may invest in any one issuer.

# PITT COUNTY, NORTH CAROLINA

## NOTES TO THE FINANCIAL STATEMENTS FOR THE YEAR ENDED JUNE 30, 2019

### 4. Property Tax - Use-Value Assessment On Certain Lands

In accordance with the General Statutes, certain agricultural, horticultural, forestland, and historical properties may be preferentially assessed for property taxes at present use-value rather than fair market value. The difference between taxes on such property at present use-value and taxes that would have been levied at fair market value may become collectible over the next three years. These taxes become due and payable when the property becomes ineligible for the preference. At the end of the fourth year, these taxes expire by operation of law. The following are property taxes that could become due if present use-value eligibility is lost. These amounts have not been recorded in the financial statements.

<u>Year Levied</u>	<u>Tax</u>	<u>Interest</u>	<u>Total</u>
2016	\$ 3,236,215	\$ 768,601	\$ 4,004,816
2017	3,253,621	479,909	3,733,530
2018	3,248,824	186,807	3,435,631
2019	<u>3,425,194</u>	<u>-</u>	<u>3,425,194</u>
Total	<u>\$ 13,163,854</u>	<u>\$ 1,435,317</u>	<u>\$ 14,599,171</u>

### 5. Accounts Receivable

#### Disaggregate Information

Receivables at the government-wide level at June 30, 2019 were as follows:

<u>Type of Receivable</u>	<u>Amount (Net of Allowance)</u>		
	<u>Governmental Activities</u>	<u>Business-Type Activities</u>	<u>Total</u>
<b>Accounts Receivable:</b>			
Customer/client billings	\$ 2,142,094	\$ 344,642	\$ 2,486,736
Landfill fees assessed	-	355,947	355,947
Total	<u>\$ 2,142,094</u>	<u>\$ 700,589</u>	<u>\$ 2,842,683</u>
<b>Due from Other Governments:</b>			
Sales tax	\$ 5,855,286	\$ -	\$ 5,855,286
Sales tax refund	636,861	-	636,861
Other services and grants	<u>6,479,085</u>	<u>-</u>	<u>6,479,085</u>
Total	<u>\$ 12,971,232</u>	<u>\$ -</u>	<u>\$ 12,971,232</u>

# **PITT COUNTY, NORTH CAROLINA**

## **NOTES TO THE FINANCIAL STATEMENTS FOR THE YEAR ENDED JUNE 30, 2019**

### **6. Allowances for Doubtful Accounts**

For the County, the amounts presented in Exhibit A, the Statement of Net Position are net of the following allowances for doubtful accounts:

<b>Fund</b>	<b>Allowance</b>
<b>General Fund:</b>	
Property taxes	\$ 1,286,580
Other - public health	<u>490,680</u>
Total	<u>\$ 1,777,260</u>
<b>Special Revenue Fund:</b>	
Ambulance services	<u>\$ 546,629</u>
<b>Solid Waste Fund:</b>	
Landfill fees	<u>\$ 18,734</u>



# PITT COUNTY, NORTH CAROLINA

## NOTES TO THE FINANCIAL STATEMENTS FOR THE YEAR ENDED JUNE 30, 2019

### 7. Capital Assets

#### A. Governmental Capital Assets

A summary of changes in the County's capital assets used in governmental activities follows:

	Balance July 1, 2018	Additions	Retirements	Transfers	Balance June 30, 2019
<b>Non-Depreciable Assets:</b>					
Land	\$ 3,271,712	\$ -	\$ -	\$ -	\$ 3,271,712
Construction in progress	24,607,956	2,103,901	-	(21,004,098)	5,707,759
Total non-depreciable capital assets	<u>27,879,668</u>	<u>2,103,901</u>	<u>-</u>	<u>(21,004,098)</u>	<u>8,979,471</u>
<b>Depreciable Assets:</b>					
Land improvements	1,257,993	-	-	-	1,257,993
Buildings	167,197,460	-	-	21,004,098	188,201,558
Furniture and equipment	12,595,143	434,220	(18,950)	-	13,010,413
Vehicles	10,779,285	832,204	(1,178,214)	-	10,433,275
Total depreciable capital assets	<u>191,829,881</u>	<u>1,266,424</u>	<u>(1,197,164)</u>	<u>21,004,098</u>	<u>212,903,239</u>
Subtotal	<u>219,709,549</u>	<u>3,370,325</u>	<u>(1,197,164)</u>	<u>-</u>	<u>221,882,710</u>
<b>Less Accumulated Depreciation:</b>					
Land improvements	1,203,852	5,794	-	-	1,209,646
Buildings	48,480,198	4,053,687	-	-	52,533,885
Furniture and equipment	5,266,548	1,033,713	(18,950)	-	6,281,311
Vehicles	7,434,846	1,146,680	(1,178,214)	-	7,403,312
Total accumulated depreciation	<u>62,385,444</u>	<u>\$ 6,239,874</u>	<u>\$ (1,197,164)</u>	<u>\$ -</u>	<u>67,428,154</u>
Depreciable capital assets, net	<u>129,444,437</u>				<u>145,475,085</u>
Governmental capital assets, net	<u>\$ 157,324,105</u>				<u>\$ 154,454,556</u>

Depreciation expense was charged to functions/programs of the primary government as follows:

<b>Governmental Activities:</b>	
General government	\$ 801,607
Public safety	2,591,029
Human services	276,102
Education	2,292,358
Environmental protection	35,211
Economic/physical development	243,567
Total	<u>\$ 6,239,874</u>

# PITT COUNTY, NORTH CAROLINA

## NOTES TO THE FINANCIAL STATEMENTS FOR THE YEAR ENDED JUNE 30, 2019

### B. Proprietary Capital Assets

The capital assets for the Enterprise Fund of the County at June 30, 2019 are as follows:

	Balance July 1, 2018	Additions	Retirements	Balance June 30, 2019
<b>Non-Depreciable Assets:</b>				
Land and improvements	\$ 642,829	\$ -	\$ -	\$ 642,829
<b>Depreciable Assets:</b>				
Land improvements	599,102	-	-	599,102
Buildings and improvements	3,187,398	-	-	3,187,398
Furniture and equipment	5,588,173	307,568	(59,296)	5,836,445
Vehicles	1,560,575	-	-	1,560,575
Total depreciable capital assets	<u>10,935,248</u>	<u>307,568</u>	<u>(59,296)</u>	<u>11,183,520</u>
Subtotal	<u>11,578,077</u>	<u>307,568</u>	<u>(59,296)</u>	<u>11,826,349</u>
<b>Less Accumulated Depreciation:</b>				
Land improvements	106,730	27,279	-	134,009
Buildings and improvements	1,574,428	71,914	-	1,646,342
Furniture and equipment	2,238,372	419,639	(59,296)	2,598,715
Vehicles	1,056,593	154,004	-	1,210,597
Total accumulated depreciation	<u>4,976,123</u>	<u>\$ 672,836</u>	<u>\$ (59,296)</u>	<u>5,589,663</u>
Depreciable capital assets, net	<u>5,959,125</u>			<u>5,593,857</u>
Proprietary capital assets, net	<u>\$ 6,601,954</u>			<u>\$ 6,236,686</u>

# PITT COUNTY, NORTH CAROLINA

## NOTES TO THE FINANCIAL STATEMENTS FOR THE YEAR ENDED JUNE 30, 2019

### C. Net Investment In Capital Assets

The total net investment in capital assets at June 30, 2019 is composed of the following elements:

	<b>Governmental Activities</b>	<b>Business-Type Activities</b>
Capital assets, net of depreciation	<u>\$ 154,454,556</u>	<u>\$ 6,236,686</u>
Long-term debt	247,682,691	3,910,574
Less unspent debt proceeds	(704,148)	-
Less debt not tied to capital assets:		
Compensated absences	(3,265,497)	(69,170)
Total pension liability (LEOSSA)	(5,618,487)	-
Total OPEB liability	(68,035,799)	(2,104,201)
Net pension liability (LGERS)	(16,439,570)	(508,441)
Capital project debt, not associated with County assets	(93,901,124)	-
Closure and post-closure costs	-	(621,020)
Long-term debt related to capital assets	<u>59,718,066</u>	<u>607,742</u>
Net investment in capital assets	<u><u>\$ 94,736,490</u></u>	<u><u>\$ 5,628,944</u></u>

### 8. Long-Term Obligations

The County records long-term debt of the governmental funds at face value in the government-wide Statement of Net Position. All general obligation bonds serviced by the County's General Fund are collateralized by the full faith credit and taxing power of the County. Principal and interest payments are appropriated when due.

# PITT COUNTY, NORTH CAROLINA

## NOTES TO THE FINANCIAL STATEMENTS FOR THE YEAR ENDED JUNE 30, 2019

### A. Changes in Long-Term Debt

The following is a summary of changes in the County's governmental activities long-term debt:

	Balance July 1, 2018	Additions	Retirements	Balance June 30, 2019	Current Portion
<b>By Type:</b>					
Compensated absences	\$ 3,265,391	\$ 1,527,627	\$ (1,527,521)	\$ 3,265,497	\$ 1,632,749
Total pension liability (LEOSSA)	5,430,361	188,126	-	5,618,487	-
Total OPEB liability	68,973,602	4,836,996	(5,774,799)	68,035,799	-
Net pension liability (LGERS)	10,566,329	5,873,241	-	16,439,570	-
Certificates					
of participation	15,240,000	-	(1,410,000)	13,830,000	1,410,000
Limited obligation bonds	102,455,000	-	(7,670,000)	94,785,000	7,750,000
Direct placement qualified school					
construction bonds	3,501,471	-	(350,147)	3,151,324	350,147
General obligation bonds	17,220,000	-	(1,015,000)	16,205,000	1,015,000
Direct placement notes payable	15,253,063	300,000	(3,502,833)	12,050,230	3,075,234
Unamortized					
bond premium	15,362,279	-	(1,060,495)	14,301,784	1,060,495
Total	<u>\$ 257,267,496</u>	<u>\$ 12,725,990</u>	<u>\$ (22,310,795)</u>	<u>\$ 247,682,691</u>	<u>\$ 16,293,625</u>

The General Fund is typically used to liquidate the compensated absences, other post-employment benefits, and pension liabilities.

The following is a summary of changes in the County's business-type activities long-term debt:

	Balance July 1, 2018	Additions	Retirements	Balance June 30, 2019	Current Portion
<b>By Type:</b>					
Direct placement notes payable	\$ 750,000	\$ -	\$ (142,258)	\$ 607,742	\$ 144,950
Compensated absences	79,176	26,774	(36,780)	69,170	34,585
Net pension liability (LGERS)	326,794	181,647	-	508,441	-
Total OPEB liability	2,133,205	149,598	(178,602)	2,104,201	-
Closure and post-closure	664,475	-	(43,455)	621,020	40,000
Total	<u>\$ 3,953,650</u>	<u>\$ 358,019</u>	<u>\$ (401,095)</u>	<u>\$ 3,910,574</u>	<u>\$ 219,535</u>

# PITT COUNTY, NORTH CAROLINA

## NOTES TO THE FINANCIAL STATEMENTS FOR THE YEAR ENDED JUNE 30, 2019

### B. Certificates of Participation

A summary of the County's certificates of participation is as follows:

Original Issue			Payment Information		Outstanding	Purpose and Collateral
Amount	Date	Rate	Period	Amount	Balance	
	May	3.00% -		\$ 1,410,000 -		Current refunding of debt; secured by real estate
\$ 21,095,000	2012	4.70%	Annual	1,335,000	\$ 13,830,000	
Total certificates of participation					<u>\$ 13,830,000</u>	

Annual debt service requirements to maturity for the County's Certificates of Participation are as follows:

Year Ending June 30	Principal	Interest	Total
2020	\$ 1,410,000	\$ 591,794	\$ 2,001,794
2021	1,410,000	520,294	1,930,294
2022	1,385,000	477,018	1,862,018
2023	1,380,000	407,770	1,787,770
2024	1,390,000	338,768	1,728,768
2025-2029	6,855,000	759,935	7,614,935
2030-2034	-	-	-
Total	<u>\$ 13,830,000</u>	<u>\$ 3,095,579</u>	<u>\$ 16,925,579</u>

# PITT COUNTY, NORTH CAROLINA

## NOTES TO THE FINANCIAL STATEMENTS FOR THE YEAR ENDED JUNE 30, 2019

### C. Limited Obligation Bonds

**Serviced by Governmental Activities:**

Series 2009, payable in annual principal payments of \$825,000 - \$1,430,000 with interest payable semi-annually at 3.5% - 5.00%	\$ 1,430,000
Series 2010, payable in annual principal payments of \$895,000 - \$900,000 with interest payable semi-annually at 2.0% - 4.0%	3,455,000
Series 2015, payable in annual principal payments of various amounts with interest payable semi-annually at 2.0% - 5.0%	29,405,000
Series 2016, payable in annual principal payments of \$885,000 - \$890,000 with interest payable annually at 2.0% - 5.0%	15,130,000
Series 2016B, payable in annual principal payments of \$370,000 - \$2,630,000 with interest payable semi-annually at 3.0% - 5.0%	35,340,000
Series 2017, payable in annual principal payments of \$1,620,000 - \$1,755,000 with interest payable annually at 5.0%	<u>10,025,000</u>
Total limited obligation bonds	<u>\$ 94,785,000</u>

Annual debt service requirements to maturity for the County's limited obligation bonds are as follows:

Year Ending June 30	Debt Service Fund		
	Principal	Interest	Total
2020	\$ 7,750,000	\$ 4,244,869	\$ 11,994,869
2021	7,670,000	3,898,419	11,568,419
2022	7,810,000	3,530,381	11,340,381
2023	7,980,000	3,145,894	11,125,894
2024	8,080,000	2,753,619	10,833,619
2025-2029	32,435,000	8,223,494	40,658,494
2030-2034	20,435,000	2,477,256	22,912,256
2035-2036	<u>2,625,000</u>	<u>114,350</u>	<u>2,739,350</u>
Total	<u>\$ 94,785,000</u>	<u>\$ 28,388,282</u>	<u>\$ 123,173,282</u>

**PITT COUNTY, NORTH CAROLINA**

**NOTES TO THE FINANCIAL STATEMENTS  
FOR THE YEAR ENDED JUNE 30, 2019**

**D. Qualified School Construction Bonds**

**Serviced by Governmental Activities:**

Sadie Saulter Qualified School Construction direct placement bonds,  
Series 2010, payable annually in the amount of \$350,147 with 0.00% interest \$ 3,151,324

Annual debt service requirements to maturity for the County's Qualified School Construction bonds are as follows:

<b>Year Ending June 30</b>	<b>Debt Service Fund</b>		
	<b>Principal</b>	<b>Interest</b>	<b>Total</b>
2020	\$ 350,147	\$ 337,507	\$ 687,654
2021	350,147	337,507	687,654
2022	350,147	337,507	687,654
2023	350,147	337,507	687,654
2024	350,147	337,507	687,654
2025-2029	1,400,589	1,350,027	2,750,616
Total	<u>\$ 3,151,324</u>	<u>\$ 3,037,562</u>	<u>\$ 6,188,886</u>

**E. General Obligation Bonds**

**Serviced by Governmental Activities:**

Community College Series 2015, payable annually in the amount  
of \$1,015,000 with interest payable semi-annually at 2.0 to 5.0% \$ 16,205,000

# PITT COUNTY, NORTH CAROLINA

## NOTES TO THE FINANCIAL STATEMENTS FOR THE YEAR ENDED JUNE 30, 2019

Annual debt service requirements to maturity for the County's Qualified School Construction bonds are as follows:

Year Ending			
June 30	Principal	Interest	Total
2020	\$ 1,015,000	\$ 540,688	\$ 1,555,688
2021	1,015,000	510,238	1,525,238
2022	1,015,000	479,788	1,494,788
2023	1,015,000	449,338	1,464,338
2024	1,015,000	1,424,540	2,439,540
2025-2029	5,070,000	1,424,540	6,494,540
2030-2034	5,050,000	624,940	5,674,940
2035	1,010,000	32,825	1,042,825
Total	<u>\$ 16,205,000</u>	<u>\$ 5,486,897</u>	<u>\$ 21,691,897</u>

### F. Notes Payables

A summary of the County's notes payables is as follows:

Original Issue		Payment Information		Outstanding	Security
Date	Rate	Period	Amount	Balance	
May 2010	0.00%	Annual	\$ 45,046	\$ 474,593	Sewer improvements
October 2011	2.07%	Semi-annual	550,000	1,650,000	Compactor, radios, building
September 2012	2.26%	Semi-annual	Variable	3,068,043	Energy savings
October 2012	2.00%	Annual	98,650	1,242,821	DENR project
March 2016	0.72%	Semi-annual	111,546	111,546	Economic development
September 2016	1.50%	Semi-annual	Variable	2,746,862	Radio/Paging sys, vehicles, camera sys, voting machines
March 2018	2.99%	Annual	215,000	1,935,000	Animal shelter
April 2018	3.12%	Semi-annual	Variable	581,365	Equipment purchases
March 2019	2.35%	Semi-annual	60,000	240,000	Equipment purchases
Total				<u>\$ 12,050,230</u>	

Original Issue		Payment Information		Outstanding	Security
Date	Rate	Period	Amount	Balance	
January 2006	3.56%	Semi-annual	Variable	\$ 607,742	Grinder equipment
Total				<u>\$ 607,742</u>	

The County's outstanding note from direct placements related to governmental activities of \$474,593 is secured by the ability of the State of North Carolina to withhold monies otherwise due to the County. Upon the failure to pay or make timely payments or the failure to budget/appropriate for the debt service, the outstanding principal and interest are due. Upon default, the state will take possession of monies otherwise due to the County securing the loan.



## **PITT COUNTY, NORTH CAROLINA**

### **NOTES TO THE FINANCIAL STATEMENTS FOR THE YEAR ENDED JUNE 30, 2019**

The County's outstanding note from direct placements related to governmental activities of \$1,650,000 is secured by a security interest in various buildings and equipment. Upon the failure to pay or make timely payments or the failure to budget/appropriate for the debt service, the outstanding principal and interest are due. Upon default, the lender will take possession of the buildings and equipment securing the loan and the County will relinquish all rights to the buildings and equipment.

The County's outstanding note from direct placements related to governmental activities of \$3,068,043 is secured by a security interest in equipment. Upon the failure to pay or make timely payments or the failure to budget/appropriate for the debt service, the outstanding principal and interest are due. Upon default, the lender will take possession of the equipment securing the loan and the County will relinquish all rights to the equipment.

The County's outstanding note from direct placements related to governmental activities of \$1,242,821 is secured by the ability of the State of North Carolina to withhold monies otherwise due to the County. Upon the failure to pay or make timely payments or the failure to budget/appropriate for the debt service, the outstanding principal and interest are due. Upon default, the state will take possession of monies otherwise due to the County securing the loan.

The County's outstanding note from direct placements related to governmental activities of \$111,546 is secured by a security interest in equipment. Upon the failure to pay or make timely payments or the failure to budget/appropriate for the debt service, the outstanding principal and interest are due. Upon default, the lender will take possession of the equipment securing the loan and the County will relinquish all rights to the equipment.

The County's outstanding note from direct placements related to governmental activities of \$2,746,862 is secured by a security interest in equipment. Upon the failure to pay or make timely payments or the failure to budget/appropriate for the debt service, the outstanding principal and interest are due. Upon default, the lender will take possession of the equipment securing the loan and the County will relinquish all rights to the equipment.

The County's outstanding note from direct placements related to governmental activities of \$1,935,000 is secured by a security interest in the building. Upon the failure to pay or make timely payments or the failure to budget/appropriate for the debt service, the outstanding principal and interest are due. Upon default, the lender will take possession of the building securing the loan and the County will relinquish all rights to the building.

The County's outstanding note from direct placements related to governmental activities of \$581,365 is secured by a security interest in equipment. Upon the failure to pay or make timely payments or the failure to budget/appropriate for the debt service, the outstanding principal and interest are due. Upon default, the lender will take possession of the equipment securing the loan and the County will relinquish all rights to the equipment.

# PITT COUNTY, NORTH CAROLINA

## NOTES TO THE FINANCIAL STATEMENTS FOR THE YEAR ENDED JUNE 30, 2019

The County's outstanding note from direct placements related to governmental activities of \$240,000 is secured by a security interest in equipment. Upon the failure to pay or make timely payments or the failure to budget/appropriate for the debt service, the outstanding principal and interest are due. Upon default, the lender will take possession of the equipment securing the loan and the County will relinquish all rights to the equipment.

The County's outstanding note from direct placements related to business-type activities of \$607,742 is secured by a security interest in equipment. Upon the failure to pay or make timely payments or the failure to budget/appropriate for the debt service, the outstanding principal and interest are due. Upon default, the lender will take possession of the equipment securing the loan and the County will relinquish all rights to the equipment.

Annual debt service requirements to maturity for the County's notes payables are as follows:

<b>Year Ending</b> <b>June 30</b>	<b>Governmental Activities</b>		<b>Business-Type Activities</b>		<b>Total</b>	
	<b>Principal</b>	<b>Interest</b>	<b>Principal</b>	<b>Interest</b>	<b>Principal</b>	<b>Interest</b>
2020	\$ 3,075,234	\$ 254,080	\$ 144,950	\$ 17,850	\$ 3,220,184	\$ 271,930
2021	2,226,803	201,258	149,510	13,290	2,376,313	2,577,571
2022	1,611,009	158,657	154,214	8,586	1,765,223	1,923,880
2023	554,228	129,381	159,068	3,734	713,296	842,677
2024	568,475	114,989	-	-	568,475	683,464
2025-2029	2,865,403	343,587	-	-	2,865,403	3,208,990
2030-2034	1,149,078	45,586	-	-	1,149,078	1,194,664
Total	<u>\$ 12,050,230</u>	<u>\$ 1,247,538</u>	<u>\$ 607,742</u>	<u>\$ 43,460</u>	<u>\$ 12,657,972</u>	<u>\$ 10,703,176</u>

### G. Statutory Debt Limitation

The County is subject to the Municipal Finance Law of North Carolina, which limits the amount of net bonded debt (exclusive of revenue and special assessment bonds) the County may have outstanding to 8% of the appraised value of property subject to taxation. At June 30, 2019, net debt outstanding was \$140,493,000. The statutory limit at that date was approximately \$1,033,408,288 providing a debt margin of \$892,915,000.

### H. Advance Refunding

On November 10, 2016, the County issued \$36,095,000 Series 2016B limited obligation refunding bonds to refund Series 2009 and 2010A limited obligation bonds. As a result, the refunded debt is considered defeased and the liability has been removed from the governmental activities column of the Statement of Net Position. The net proceeds of \$37,331,850 were deposited with an escrow agent to provide funds for the future debt service payment on the refunded bonds. The reacquisition price exceeded the net carrying amount of the debt by \$5,772,939. This amount is being netted against the new debt and amortized over the life of the new debt. The advanced refunding was undertaken to reduce the total debt service payments over the next 19 years by \$2,700,167 and resulted in an economic gain of \$2,107,881.

## **PITT COUNTY, NORTH CAROLINA**

### **NOTES TO THE FINANCIAL STATEMENTS FOR THE YEAR ENDED JUNE 30, 2019**

On January 10, 2017, the County issued \$13,515,000 Series 2017 limited obligation refunding bonds to refund Series 2007 Certificates of Participation. As a result, the refunded debt is considered defeased and the liability has been removed from the governmental activities column of the Statement of Net Position. The net proceeds of \$18,377,350 were deposited with an escrow agent to provide funds for the future debt service payment on the refunded bonds. The reacquisition price exceeded the net carrying amount of the debt by \$1,875,174. This amount is being netted against the new debt and amortized over the life of the new debt. The advanced refunding was undertaken to reduce the total debt service payments over the next 9 years by \$1,777,405 and resulted in an economic gain of \$1,623,555.

#### **I. Debt Related to Capital Assets**

Of the total governmental activities debt listed, only \$60,422,214 relates to assets the County holds title. Unspent restricted cash related to this debt amounts to \$704,148. The deferred charges related to the schools' assets to which the County does not hold title are not included in the net investment in capital assets calculation.

#### **9. Employee Retirement Systems**

##### **A. Local Governmental Employees' Retirement System**

*Plan Description.* The County is a participating employer in the state-wide Local Governmental Employees' Retirement System (LGERS), a cost-sharing, multiple-employer, defined benefit pension plan administered by the State of North Carolina. LGERS membership is comprised of general employees and local law enforcement officers (LEOs) of participating local governmental entities. Article 3 of G.S. Chapter 128 assigns the authority to establish and amend benefit provisions to the North Carolina General Assembly. Management of the plan is vested in the LGERS Board of Trustees, which consists of 13 members – nine appointed by the Governor, one appointed by the State Senate, one appointed by the State House of Representatives, and the State Treasurer and State Superintendent, who serve as ex-officio members. The Local Governmental Employees' Retirement System is included in the Comprehensive Annual Financial Report (CAFR) for the State of North Carolina. The state's CAFR includes financial statements and required supplementary information for LGERS. That report may be obtained by writing to the Office of the State Controller, 1410 Mail Service Center, Raleigh, North Carolina 27699-1410, by calling (919) 981-5454, or at [www.osc.nc.gov](http://www.osc.nc.gov).

*Benefits Provided.* LGERS provides retirement and survivor benefits. Retirement benefits are determined as 1.85% of the member's average final compensation times the member's years of creditable service. A member's average final compensation is calculated as the average of a member's four highest consecutive years of compensation. Plan members are eligible to retire with full retirement benefits at age 65 with five years of creditable service, at age 60 with 25 years of creditable service, or at any age with 30 years of creditable service. Plan members are eligible to retire with partial retirement benefits at age 50 with 20 years of creditable service or at age 60 with five years of creditable service (age 55 for firefighters). Survivor benefits are available to eligible beneficiaries of members who die while in active

## **PITT COUNTY, NORTH CAROLINA**

### **NOTES TO THE FINANCIAL STATEMENTS FOR THE YEAR ENDED JUNE 30, 2019**

service or within 180 days of their last day of service and who have either completed 20 years of creditable service regardless of age (15 years of creditable service for firefighters and rescue squad members who are killed in the line of duty) or have completed five years of service and have reached age 60. Eligible beneficiaries may elect to receive monthly Survivor's Alternate Benefit for life or a return of the member's contributions. The plan does not provide for automatic post-retirement benefit increases. Increases are contingent upon actuarial gains of the plan.

LGERS plan members who are LEOs are eligible to retire with full retirement benefits at age 55 with five years of creditable service as an officer, or at any age with 30 years of creditable service. LEO plan members are eligible to retire with partial retirement benefits at age 50 with 15 years of creditable service as an officer. Survivor benefits are available to eligible beneficiaries of LEO members who die while in active service or within 180 days of their last day of service and who also have either completed 20 years of creditable service regardless of age, or have completed 15 years of service as a LEO and have reached age 50, or have completed five years of creditable service as a LEO and have reached age 55, or have completed 15 years of creditable service as a LEO if killed in the line of duty. Eligible beneficiaries may elect to receive a monthly Survivor's Alternate Benefit for life or a return of the member's contributions.

*Contributions.* Contribution provisions are established by General Statute 128-30 and may be amended only by the North Carolina General Assembly. County employees are required to contribute 6% of their compensation. Employer contributions are actuarially determined and set annually by the LGERS Board of Trustees. The County's contractually required contribution rate for the year ended June 30, 2019, was 8.50% of compensation for law enforcement officers and 7.75% for general employees and firefighters, actuarially determined as an amount that, when combined with employee contributions, is expected to finance the costs of benefits earned by employees during the year. Contributions to the pension plan from the County were \$3,844,883 for the year ended June 30, 2019.

*Refunds of Contributions* – County employees who have terminated service as a contributing member of LGERS, may file an application for a refund of their contributions. By state law, refunds to members with at least five years of service include 4% interest. State law requires a 60-day waiting period after service termination before the refund may be paid. The acceptance of a refund payment cancels the individual's right to employer contributions or any other benefit provided by LGERS.

#### **Pension Liabilities, Pension Expense, and Deferred Outflows of Resources and Deferred Inflows of Resources Related to Pensions**

At June 30, 2019, the County reported a liability of \$16,948,011 for its proportionate share of the net pension liability. The net pension liability was measured as of June 30, 2018. The total pension liability used to calculate the net pension liability was determined by an actuarial valuation as of December 31, 2017. The total pension liability was then rolled forward to the measurement date of June 30, 2018 utilizing update procedures incorporating the actuarial assumptions. The County's proportion of the net pension liability was based on a projection of the County's long-term share of future payroll covered by the pension plan,

# PITT COUNTY, NORTH CAROLINA

## NOTES TO THE FINANCIAL STATEMENTS FOR THE YEAR ENDED JUNE 30, 2019

relative to the projected future payroll covered by the pension plan of all participating LGERS employers, actuarially determined. At June 30, 2018, the County's proportion was .71440%, which was an increase of .00137% from its proportion measured as of June 30, 2017.

For the year ended June 30, 2019, the County recognized pension expense of \$4,744,662. At June 30, 2019, the County reported deferred outflows of resources and deferred inflows of resources related to pensions from the following sources:

	<b>Deferred Outflows of Resources</b>	<b>Deferred Inflows of Resources</b>
Differences between expected and actual experience	\$ 2,614,675	\$ 87,735
Changes of assumptions	4,497,348	-
Net difference between projected and actual earnings on pension plan investments	2,326,458	-
Changes in proportion and differences between County contributions and proportionate share of contributions	194,684	24,107
County contributions subsequent to the measurement date	<u>3,844,883</u>	<u>-</u>
Total	<u>\$ 13,478,048</u>	<u>\$ 111,842</u>

\$3,844,883 reported as deferred outflows of resources related to pensions resulting from County contributions subsequent to the measurement date will be recognized as a decrease of the net pension liability in the year ended June 30, 2020. Other amounts reported as deferred inflows and outflows of resources related to pensions will be recognized in pension expense as follows:

<b>Year Ending June 30</b>	<b>Amount</b>
2020	\$ 4,556,001
2021	2,998,756
2022	595,525
2023	1,371,041
2024	-
Thereafter	<u>-</u>
Total	<u>\$ 9,521,323</u>

## **PITT COUNTY, NORTH CAROLINA**

### **NOTES TO THE FINANCIAL STATEMENTS FOR THE YEAR ENDED JUNE 30, 2019**

*Actuarial Assumptions.* The total pension liability in the December 31, 2017 actuarial valuation was determined using the following actuarial assumptions, applied to all periods included in the measurement:

Inflation	3.0 percent
Salary increase	3.50 to 8.10 percent, including inflation and productivity factor
Investment rate of return	7.00 percent, net of pension plan investment expense, including inflation

The plan currently uses mortality tables that vary by age, gender, employee group (i.e. general, law enforcement officer) and health status (i.e. disabled and healthy). The current mortality rates are based on published tables and based on studies that cover significant portions of the U.S. population. The healthy mortality rates also contain a provision to reflect future mortality improvements.

The actuarial assumptions used in the December 31, 2017 valuation were based on the results of an actuarial experience study for the period January 1, 2010 through December 31, 2014.

Future ad hoc COLA amounts are not considered to be substantively automatic and are, therefore, not included in the measurement.

## PITT COUNTY, NORTH CAROLINA

### NOTES TO THE FINANCIAL STATEMENTS FOR THE YEAR ENDED JUNE 30, 2019

The projected long-term investment returns and inflation assumptions are developed through review of current and historical capital markets data, sell-side investment research, consultant whitepapers, and historical performance of investment strategies. Fixed income return projections reflect current yields across the U.S. Treasury yield curve and market expectations of forward yields projected and interpolated for multiple tenors and over multiple year horizons. Global public equity return projections are established through analysis of the equity risk premium and the fixed income return projections. Other asset categories and strategies' return projections reflect the foregoing and historical data analysis. These projections are combined to produce the long-term expected rate of return by weighting the expected future real rates of return by the target asset allocation percentage and by adding expected inflation. The target allocation and best estimates of arithmetic real rates of return for each major asset class as of June 30, 2018 are summarized in the following table:

<b>Asset Class</b>	<b>Target Allocation</b>	<b>Long-Term Expected Real Rate of Return</b>
Fixed income	29.0%	1.4%
Global equity	42.0%	5.3%
Real estate	8.0%	4.3%
Alternatives	8.0%	8.9%
Credit	7.0%	6.0%
Inflation protection	6.0%	4.0%
Total	100.0%	

The information above is based on 30-year expectations developed with the consulting actuary for the 2018 asset liability and investment policy study for the North Carolina Retirement Systems, including LGERS. The long-term nominal rates of return underlying the real rates of return are arithmetic annualized figures. The real rates of return are calculated from nominal rates by multiplicatively subtracting a long-term inflation assumption of 3.00%. All rates of return and inflation are annualized.

*Discount Rate.* The discount rate used to measure the total pension liability was 7.00%. The projection of cash flows used to determine the discount rate assumed that contributions from plan members will be made at the current contribution rate and that contributions from employers will be made at statutorily required rates, actuarially determined. Based on these assumptions, the pension plan's fiduciary net position was projected to be available to make all projected future benefit payments of the current plan members. Therefore, the long-term expected rate of return on pension plan investments was applied to all periods of projected benefit payments to determine the total pension liability.

# PITT COUNTY, NORTH CAROLINA

## NOTES TO THE FINANCIAL STATEMENTS FOR THE YEAR ENDED JUNE 30, 2019

*Sensitivity of the County's Proportionate Share of the Net Pension Liability to Changes in the Discount Rate.* The following presents the County's proportionate share of the net pension liability calculated using the discount rate of 7.00%, as well as what the County's proportionate share of the net pension asset or net pension liability would be if it were calculated using a discount rate that is 1-percentage-point lower (6.00%) or 1-percentage-point higher (8.00%) than the current rate:

	1% Decrease (6.00%)	Discount Rate (7.00%)	1% Increase (8.00%)
County's proportionate share of the net pension liability (asset)	\$ 40,710,591	\$ 16,948,011	\$ (2,908,372)

*Pension Plan Fiduciary Net Position.* Detailed information about the pension plan's fiduciary net position is available in the separately issued Comprehensive Annual Financial Report (CAFR) for the State of North Carolina.

### B. Law Enforcement Officers' Special Separation Allowance

**Plan Description.** Pitt County administers a public employee retirement system (the "Separation Allowance"), a single-employer defined benefit pension plan that provides retirement benefits to the County's qualified sworn law enforcement officers under the age of 62 who have completed at least 30 years of creditable service or have attained 55 years of age and have completed five or more years of creditable service. The Separation Allowance is equal to .85 percent of the annual equivalent of the base rate of compensation most recently applicable to the officer for each year of creditable service. The retirement benefits are not subject to any increases in salary or retirement allowances that may be authorized by the General Assembly. Article 12D of G.S. Chapter 143 assigns the authority to establish and amend benefit provisions to the North Carolina General Assembly. A separate report was not issued for the Plan.

All full-time law enforcement officers of the County are covered by the Separation Allowance. At December 31, 2017, the Separation Allowance's membership consisted of:

Retirees currently receiving benefits	21
Terminated employees entitled to, but not yet receiving, benefits	-
Active plan members	137
Total	158



# PITT COUNTY, NORTH CAROLINA

## NOTES TO THE FINANCIAL STATEMENTS FOR THE YEAR ENDED JUNE 30, 2019

### Summary of Significant Accounting Policies

*Basis of Accounting.* The County has chosen to fund the Separation Allowance on a pay-as-you-go basis. Pension expenditures are made from the General Fund, which is maintained on the modified accrual basis of accounting. Employer contributions to the plan are recognized when due and when the County has made a formal commitment to provide the contributions. Benefits are recognized when due and payable in accordance with the terms of the plan.

The Separation Allowance has no assets accumulated in a trust that meets the following criteria, which are outlined in GASB Statements 73.

### Actuarial Assumptions

The entry age normal actuarial cost method was used in the December 31, 2017 valuation. The total pension liability was determined using the following actuarial assumptions, applied to all periods included in the measurement:

Inflation	2.5 percent
Salary increase	3.50 to 7.35 percent, including inflation and productivity factor
Discount rate	3.64 percent

The discount rate used to measure the total pension liability is the S&P Municipal Bond 20 Year High Grade Rate Index.

The actuarial assumptions used in the December 31, 2017 valuation were based on the results of an experience study completed by the Actuary for the Local Government Employees' Retirement System for the five-year period ended December 31, 2014.

**Deaths after Retirement (Healthy):** RP-2014 Healthy Annuitant base rates projected to 2015 using MP-2015, projected forward generationally from the valuation date using MP-2015. Rates are adjusted by 104% for males and 100% for females.

**Deaths before Retirement:** RP-2014 Employee base rates projected to 2015 using MP-2015, projected forward generationally from 2015 using MP-2015.

**Deaths after Retirement (Beneficiary):** RP-2014 Healthy Annuitant base rates projected to 2015 using MP-2015, projected forward generationally from 2015 using MP-2015. Rates are adjusted 123% for males and females.

**Deaths after Retirement (Disabled):** RP-2014 Disabled Retiree base rates projected to 2015 using MP-2015, projected forward generationally from 2015 using MP-2015. Rates are adjusted by 103% for males and 99% for females.

# PITT COUNTY, NORTH CAROLINA

## NOTES TO THE FINANCIAL STATEMENTS FOR THE YEAR ENDED JUNE 30, 2019

**Contributions.** The County is required by Article 12D of G.S. Chapter 143 to provide these retirement benefits and has chosen to fund the amounts necessary to cover the benefits earned on a pay-as-you-go basis through appropriations made in the General Fund operation budget. The County's obligation to contribute to this Plan is established and may be amended by the North Carolina General Assembly. Administration costs of the Separation Allowance are financed through investment earnings. The County paid \$299,631 as benefits came due for the reporting period.

### **Pension Liabilities, Pension Expense, and Deferred Outflows of Resources and Deferred Inflows of Resources Related to Pensions**

At June 30, 2019, the County reported a total pension liability of \$5,618,487. The total pension liability was measured as of December 31, 2018 based on a December 31, 2017 actuarial valuation. The total pension liability was rolled forward to December 31, 2018 utilizing update procedures incorporating the actuarial assumptions. For the year ended June 30, 2019, the County recognized pension expense of \$476,810.

	<b>Deferred Outflows of Resources</b>	<b>Deferred Inflows of Resources</b>
Differences between expected and actual experience	\$ 329,592	\$ -
Changes of assumptions	199,809	232,417
County benefit payments and plan administrative expense made subsequent to the measurement date	168,637	-
Total	<u>\$ 698,038</u>	<u>\$ 232,417</u>

The County paid \$168,637 subsequent to the measurement date that is reported as a deferred outflow of resources related to pensions which will be recognized as a decrease of the total pension liability in the year ended June 30, 2020. Other amounts reported as deferred inflows of resources related to pensions will be recognized in pension expense as follows:

<b>Year Ending June 30</b>	<b>Amount</b>
2020	\$ 77,785
2021	77,785
2022	79,511
2023	54,227
2024	7,676
Thereafter	-
Total	<u>\$ 296,984</u>

# PITT COUNTY, NORTH CAROLINA

## NOTES TO THE FINANCIAL STATEMENTS FOR THE YEAR ENDED JUNE 30, 2019

*Sensitivity of the County's Total Pension Liability to Changes in the Discount Rate.* The following presents the County's total pension liability calculated using the discount rate of 3.64 percent, as well as what the County's total pension liability would be if it were calculated using a discount rate that is 1-percentage-point lower (2.64 percent) or 1-percentage-point higher (4.64 percent) than the current rate:

	1% Decrease (2.64%)	Discount Rate (3.64%)	1% Increase (4.64%)
Total pension liability	\$ 6,078,961	\$ 5,618,487	\$ 5,196,383

### Schedule of Changes in Total Pension Liability Law Enforcement Officers' Special Separation Allowance

	2019
Beginning balance	\$ 5,430,361
Service cost	231,556
Interest on the total pension liability	166,865
Differences between expected and actual experience in the measurement of the total pension liability	305,448
Changes of assumptions or other inputs	(216,112)
Benefit payments	(299,631)
Ending balance of the total pension liability	<u>\$ 5,618,487</u>

*Changes of Assumptions.* Changes of assumptions and other inputs reflect a change in the discount rate from 3.16 percent at June 30, 2017 to 3.64 percent at June 30, 2018.

*Changes in Benefit Terms.* Reported compensation adjusted to reflect the assumed rate of pay as of the valuation date.

The plan currently uses mortality tables that vary by age, and health status (i.e. disabled and healthy). The current mortality rates are based on published tables and based on studies that cover significant portions of the U.S. population. The healthy mortality rates also contain a provision to reflect future mortality improvements.

The actuarial assumptions used in the December 31, 2017 valuation were based on the results of an actuarial experience study for the period January 1, 2010 through December 31, 2014.

### C. Supplemental Retirement Income Plan for Law Enforcement Officers

**Plan Description.** The County contributes to the Supplemental Retirement Income Plan (Plan), a defined contribution pension plan administered by the Department of State Treasurer

## **PITT COUNTY, NORTH CAROLINA**

### **NOTES TO THE FINANCIAL STATEMENTS FOR THE YEAR ENDED JUNE 30, 2019**

and a Board of Trustees. The Plan provides retirement benefits to law enforcement officers employed by the County. Article 5 of G.S. Chapter 135 assigns the authority to establish and amend benefit provisions to the North Carolina General Assembly. The Supplemental Retirement Income Plan for Law Enforcement Officers is included in the Comprehensive Annual Financial Report (CAFR) for the State of North Carolina. The state's CAFR includes the Pension Trust Fund financial statements for the Internal Revenue Code Section 401(k) plan that includes the Supplemental Retirement Income Plan for Law Enforcement Officers. That report may be obtained by writing to the Office of the State Controller, 1410 Mail Service Center, Raleigh, North Carolina 27699-1410, or by calling (919) 981-5454.

**Funding Policy.** Article 12E of G.S. Chapter 143 requires the County to contribute each month an amount equal to 5% of each officer's salary, and all amounts contributed are vested immediately. Also, the law enforcement officers may make voluntary contributions to the Plan. Contributions for the year ended June 30, 2019 were \$488,113, which consisted of \$377,600 from the County and \$110,513 from the law enforcement officers. No amounts were forfeited.

#### **D. Local 401(k) Retirement Plans**

The County has a supplemental retirement plan for all County employees other than law enforcement officers. The County has no requirement or obligation under state statutes to contribute to this Plan; however, the County has adopted the Supplemental Retirement Plan of North Carolina 401(k) for its non-law enforcement employees. The County contributes 5.70% of participants' gross pay, and employees may make voluntary contributions to the Plan. The total contribution for the year ended June 30, 2019 was \$2,836,367, which consisted of \$2,262,691 from the County and \$573,676 from the employees.

#### **E. Registers of Deeds' Supplemental Pension Fund**

*Plan Description.* Pitt County also contributes to the Registers of Deeds' Supplemental Pension Fund (RODSPF), a non-contributory, defined benefit plan administered by the North Carolina Department of State Treasurer. RODSPF provides supplemental pension benefits to any eligible county Register of Deeds who is retired under the Local Government Employees' Retirement System (LGERS) or an equivalent locally sponsored plan. Article 3 of G.S. Chapter 161 assigns the authority to establish and amend benefit provisions to the North Carolina General Assembly. Management of the plan is vested in the LGERS Board of Trustees, which consists of 13 members – nine appointed by the Governor, one appointed by the State Senate, one appointed by the State House of Representatives, and the State Treasurer and State Superintendent, who serve as ex-officio members. The Registers of Deeds' Supplemental Pension Fund is included in the Comprehensive Annual Financial Report (CAFR) for the State of North Carolina. The state's CAFR includes financial statements and required supplementary information for the Registers of Deeds' Supplemental Pension Fund. That report may be obtained by writing to the Office of the State Controller, 1410 Mail Service Center, Raleigh, North Carolina 27699-1410, by calling (919) 981-5454, or at [www.osc.nc.gov](http://www.osc.nc.gov).

# PITT COUNTY, NORTH CAROLINA

## NOTES TO THE FINANCIAL STATEMENTS FOR THE YEAR ENDED JUNE 30, 2019

*Benefits Provided.* An individual's benefits for the year are calculated as a share of accumulated contributions available for benefits for that year, subject to certain statutory limits. An individual's eligibility is based on at least 10 years of service as a register of deeds with the individual's share increasing with years of service. Because of the statutory limits noted above, not all contributions available for benefits are distributed.

*Contributions.* Benefits and administrative expenses are funded by investment income and 1.5% of the receipts collected by each County Commission under Article 1 of Chapter 161 of the North Carolina General Statutes. The statutory contribution currently has no relationship to the actuary's required contribution. The actuarially determined contribution this year and for the foreseeable future is zero. Registers of Deeds do not contribute. Contribution provisions are established by General Statute 161-50 and may be amended only by the North Carolina General Assembly. Contributions to the pension plan from the County were \$5,821 for the year ended June 30, 2019.

### **Pension Liabilities, Pension Expense, and Deferred Outflows of Resources and Deferred Inflows of Resources Related to Pensions**

At June 30, 2019, the County reported an asset of \$238,486 for its proportionate share of the net pension asset. The net pension asset was measured as of June 30, 2018. The total pension liability used to calculate the net pension asset was determined by an actuarial valuation as of December 31, 2017. The total pension liability was then rolled forward to the measurement date of June 30, 2018 utilizing update procedures incorporating the actuarial assumptions. The County's proportion of the net pension asset was based on the County's share of contributions to the pension plan, relative to contributions to the pension plan of all participating RODSPF employers. At June 30, 2018, the County's proportion was 1.43987%, which was a decrease of .0127% from its proportion measured as of June 30, 2017.

For the year ended June 30, 2019, the County recognized pension expense of \$39,495. At June 30, 2019, the County reported deferred outflows of resources and deferred inflows of resources related to pensions from the following sources:

	<b>Deferred Outflows of Resources</b>	<b>Deferred Inflows of Resources</b>
Differences between expected and actual experience	\$ 2,102	\$ 10,885
Changes of assumptions	11,217	-
Net difference between projected and actual earnings on pension plan investments	38,013	-
Changes in proportion and differences between County contributions and proportionate share of contributions	2,805	2,402
County contributions subsequent to the measurement date	5,821	-
Total	<u>\$ 59,958</u>	<u>\$ 13,287</u>

## PITT COUNTY, NORTH CAROLINA

### NOTES TO THE FINANCIAL STATEMENTS FOR THE YEAR ENDED JUNE 30, 2019

\$5,821 reported as deferred outflows of resources related to pensions resulting from County contributions subsequent to the measurement date will be recognized as an increase of the net pension asset in the year ended June 30, 2020. Other amounts reported as deferred outflows and inflows of resources related to pensions will be recognized in pension expense as follows:

<b>Year Ending</b>	
<b>June 30</b>	<b>Amount</b>
2020	\$ 19,962
2021	3,781
2022	11,202
2023	5,905
2024	-
Thereafter	-
Total	<u>\$ 40,850</u>

*Actuarial Assumptions.* The total pension liability in the December 31, 2017 actuarial valuation was determined using the following actuarial assumptions, applied to all periods included in the measurement:

Inflation	3.0 percent
Salary increase	3.50 to 7.75 percent, including inflation and productivity factor
Investment rate of return	3.75 percent, net of pension plan investment expense, including inflation

The plan currently uses mortality tables that vary by age, gender, employee group (i.e. general, law enforcement officer) and health status (i.e. disabled and healthy). The current mortality rates are based on published tables and based on studies that cover significant portions of the U.S. population. The healthy mortality rates also contain a provision to reflect future mortality improvements.

The actuarial assumptions used in the December 31, 2017 valuation were based on the results of an actuarial experience study for the period January 1, 2010 through December 31, 2014.

Future ad hoc COLA amounts are not considered to be substantively automatic and are, therefore, not included in the measurement.

# PITT COUNTY, NORTH CAROLINA

## NOTES TO THE FINANCIAL STATEMENTS FOR THE YEAR ENDED JUNE 30, 2019

The projected long-term investment returns and inflation assumptions are developed through review of current and historical capital markets data, sell-side investment research, consultant whitepapers, and historical performance of investment strategies. Fixed income return projections reflect current yields across the U.S. Treasury yield curve and market expectations of forward yields projected and interpolated for multiple tenors and over multiple year horizons. These projections are combined to produce the long-term expected rate of return by weighting the expected future real rates of return by the target asset allocation percentage and by adding expected inflation. The adopted asset allocation policy for the RODSPF is 100% in the fixed income asset class. The best estimate of arithmetic real rate of return for the fixed income asset class as of June 30, 2018 is 1.4%.

The information above is based on 30-year expectations developed with the consulting actuary for the 2018 asset, liability and investment policy study for the North Carolina Retirement Systems, including LGERS. The long-term nominal rates of return underlying the real rates of return are arithmetic annualized figures. The real rates of return are calculated from nominal rates by multiplicatively subtracting a long-term inflation assumption of 3.00%. All rates of return and inflation are annualized.

*Discount Rate.* The discount rate used to measure the total pension liability was 3.75%. The projection of cash flows used to determine the discount rate assumed that contributions from employers will be made at statutorily required rates. Based on these assumptions, the pension plan's fiduciary net position was projected to be available to make all projected future benefit payments of the current plan members. Therefore, the long-term expected rate of return on pension plan investments was applied to all periods of projected benefit payments to determine the total pension liability.

*Sensitivity of the County's Proportionate Share of the Net Pension Asset to Changes in the Discount Rate.* The following presents the County's proportionate share of the net pension asset calculated using the discount rate of 3.75%, as well as what the County's proportionate share of the net pension asset would be if it were calculated using a discount rate that is 1-percentage-point lower (2.75%) or 1-percentage-point higher (4.75%) than the current rate:

	<b>1% Decrease (2.75%)</b>	<b>Discount Rate (3.75%)</b>	<b>1% Increase (4.75%)</b>
County's proportionate share of the net pension liability (asset)	<u>\$ (188,033)</u>	<u>\$ (238,486)</u>	<u>\$ (281,034)</u>

*Pension Plan Fiduciary Net Position.* Detailed information about the pension plan's fiduciary net position is available in the separately issued Comprehensive Annual Financial Report (CAFR) for the State of North Carolina.

# PITT COUNTY, NORTH CAROLINA

## NOTES TO THE FINANCIAL STATEMENTS FOR THE YEAR ENDED JUNE 30, 2019

### Total Expense, Liabilities, and Deferred Outflows of Resources and Deferred Inflows of Resources Related to Pensions

Following is information related to the proportionate share and pension expense for all pension plans:

	<u>LGERS</u>	<u>ROD</u>	<u>LEOSSA</u>	<u>Total</u>
Proportionate share of net pension liability (asset)s	\$ 16,948,011	\$ (238,486)	\$ -	\$ 16,709,525
Proportion of the net pension liability (ssset)	0.71440%	1.43990%	n/a	-
Total pension liability	-	-	5,618,487	5,618,487
Pension expense	4,744,662	39,495	476,810	5,260,967
	<u>LGERS</u>	<u>ROD</u>	<u>LEOSSA</u>	<u>Total</u>
<b>Deferred Outflows of Resources:</b>				
Differences between expected and actual experience	\$ 2,614,675	\$ 2,102	\$ 329,592	\$ 2,946,369
Changes of assumptions	4,497,348	11,217	199,809	4,708,374
Net difference between projected and actual earnings on pension plan investments	2,326,458	38,013	-	2,364,471
Changes in proportion and differences between County contributions and proportionate share of contributions	194,684	2,805	-	197,489
County contributions (LGERS, ROD)/benefit payments and administration costs (LEOSSA) subsequent to the measurement date	3,844,883	5,821	168,637	4,019,341
	<u>\$ 13,478,048</u>	<u>\$ 59,958</u>	<u>\$ 698,038</u>	<u>\$ 14,236,044</u>
<b>Deferred Inflows of Resources:</b>				
Differences between expected and actual experience	\$ 87,735	\$ 10,885	\$ -	\$ 98,620
Changes of assumptions	-	-	232,417	232,417
Changes in proportion and differences between County contributions and proportionate share of contributions	24,107	2,402	-	26,509
	<u>\$ 111,842</u>	<u>\$ 13,287</u>	<u>\$ 232,417</u>	<u>\$ 357,546</u>

### 10. Deferred Compensation Plan

The County offers its employees a deferred compensation plan created in accordance with Internal Revenue Code Section 457. The Plan, which is available to all County employees, permits them to defer a portion of their salary until future years. The deferred compensation is not available to employees until termination, retirement, death, or unforeseeable emergency.

The County has complied with changes in the laws which govern the County's deferred compensation plan, requiring all assets of the Plan to be held in trust for the exclusive benefit of the participants and their beneficiaries. In accordance with GASB Statement 32, "Accounting and Financial Reporting for Internal Revenue Code Section 457 Deferred Compensation Plans", the County's deferred compensation plan is not reported within the County's agency funds.



## **PITT COUNTY, NORTH CAROLINA**

### **NOTES TO THE FINANCIAL STATEMENTS FOR THE YEAR ENDED JUNE 30, 2019**

#### **11. Other Employment Benefits**

The County has elected to provide death benefits to employees through the Death Benefit Plan for members of the Local Governmental Employees' Retirement System (Death Benefit Plan), a multiple-employer, state-administered, cost-sharing plan funded on a one-year term cost basis. The beneficiaries of those employees who die in active service after one year of contributing membership in the System, or who die within 180 days after retirement or termination of service and have at least one year of contributing membership service in the System at the time of death are eligible for death benefits. Lump-sum death benefit payments to beneficiaries are equal to the employee's 12 highest months' salary in a row during the 24 months prior to the employee's death, but the benefit will be a minimum of \$25,000 and will not exceed \$50,000. Because all death benefit payments are made from the Death Benefit Plan and not by the County, the County does not determine the number of eligible participants. The County has no liability beyond the payment of monthly contributions. The contributions to the Death Benefit Plan cannot be separated between the post-employment benefit amount and the other benefit amount. Contributions are determined as a percentage of monthly payroll based upon rates established annually by the state. Separate rates are set for employees not engaged in law enforcement and for law enforcement officers. The County considers these contributions to be immaterial.

#### **Other Post-Employment Benefits – Healthcare Benefits**

**Plan Description.** In addition to providing pension benefits the County administers a single-employer defined benefit Healthcare Benefits Plan (the HCB Plan). The County has elected to provide healthcare benefits to retirees of the County who have at least thirty years of service with the North Carolina Local Governmental Employees' Retirement System (System) or the North Carolina Law Enforcement Officers' Local Governmental Employees' Retirement System (LE System); and/or employees who are credited with at least twenty years of service with the System or the LE System and have reached their sixtieth birthday in service and have their last five years of continuous service with the County, at the time of retirement. If the retiree's hire date was January 1, 2009 or later, the continuous service requirement is fifteen years. Retired employees meeting the criteria discussed herein will be provided hospitalization in the same manner as the active County employees. Once a retiree reaches their sixty-fifth birthday, the retiree will be provided coverage in the form of a Medicare supplement policy purchased by the County. The County pays the full cost of coverage for these benefits.

Retirees can purchase coverage for their dependents at the County's group rates until the retiree reaches age sixty-five. For the year ended June 30, 2019, the County made payments for post-retirement health benefit premiums of \$2,432,186. The County is self-insured for healthcare coverage and purchases catastrophic loss coverage through private insurers. A separate report was not issued for the plan.

**PITT COUNTY, NORTH CAROLINA**

**NOTES TO THE FINANCIAL STATEMENTS**

**FOR THE YEAR ENDED JUNE 30, 2019**

Membership of the Plan consisted of the following at June 30, 2017, the date of the latest actuarial valuation:

	<u><b>General Employees</b></u>
Retirees and dependents receiving benefits	247
Terminated plan members entitled to, but not yet receiving, benefits	-
Active plan members	<u>913</u>
Total	<u><u>1,160</u></u>

**Total OPEB Liability**

The County's total OPEB liability of \$70,140,000 was measured as of June 30, 2017 and was determined by an actuarial valuation as of that date.

*Actuarial Assumptions and Other Inputs.* The total OPEB liability in the June 30, 2017 actuarial valuation was determined using the following actuarial assumptions and other inputs, applied to all periods included in the measurement unless otherwise specified:

Inflation	2.50 percent
Real wage growth	1.00 percent
Wage inflation	3.50 percent
Salary increases, including wage inflation:	
General employees	3.50 - 7.75 percent
Firefighters	3.50 - 7.75 percent
Law enforcement officers	3.50 - 7.35 percent
Municipal bond index rate	
Prior measurement date	3.56 percent
Measurement date	3.89 percent
Healthcare cost trends	
Pre-Medicare	7.50 percent for 2017 decreasing to an ultimate rate of 5.00 percent by 2023
Medicare	5.50 percent for 2017 decreasing to an ultimate rate of 5.00 percent by 2020

# PITT COUNTY, NORTH CAROLINA

## NOTES TO THE FINANCIAL STATEMENTS FOR THE YEAR ENDED JUNE 30, 2019

### Changes in the Total OPEB Liability

	<b>Total OPEB Liability</b>
Balance at July 1, 2018	\$ 71,106,807
Changes for the year:	
Service cost at end of year	2,498,106
Interest	2,488,488
Difference between expected and actual experience	721,386
Changes of assumptions or other inputs	(4,242,601)
Benefit payments and implicit subsidy credit	(2,432,186)
Net change in total OPEB liability	(966,807)
Balance at June 30, 2019	\$ 70,140,000

The County selected a Municipal Bond Index Rate equal to the June average of the Bond Buyer 20-year General Obligation Bond Index published weekly by The Bond Buyer, and the discount rate used to measure the TOL is the Municipal Bond Index Rate as of the measurement date.

Changes in assumptions and other inputs reflect a change in the discount rate from 3.56% to 3.89%.

Mortality rates were based on the RP-2014 mortality tables, with adjustments for LGERS experience and generational mortality improvements using Scale MP-2015.

The demographic actuarial assumptions for retirement, disability incidence, withdrawal, and salary increases used in the June 30, 2018 valuation were based on the results of an actuarial experience study for the period January 1, 2010 – December 31, 2014, adopted by the LGERS Board.

The remaining actuarial assumptions (e.g., initial per capita costs, health care cost trends, rate of plan participation, rates of plan election, etc.) used in the June 30, 2017 valuation were based on a review of recent plan experience done concurrently with the June 30, 2017 valuation.

*Sensitivity of the Total OPEB Liability to Changes in the Discount Rate.* The following presents the total OPEB liability of the County, as well as what the County's total OPEB liability would be if it were calculated using a discount rate that is 1-percentage-point lower (2.89 percent) or 1-percentage-point higher (4.89 percent) than the current discount rate:

	1% Decrease (2.89%)	Current Discount Rate (3.89%)	1% Increase (4.89%)
Total OPEB liability	\$ 84,191,677	\$ 70,140,000	\$ 59,224,428

# PITT COUNTY, NORTH CAROLINA

## NOTES TO THE FINANCIAL STATEMENTS FOR THE YEAR ENDED JUNE 30, 2019

*Sensitivity of the Total OPEB Liability to Changes in the Healthcare Cost Trend Rates.* The following presents the total OPEB liability of the County, as well as what the County's total OPEB liability would be if it were calculated using healthcare cost trend rates that are 1-percentage-point lower or 1-percentage-point higher than the current healthcare cost trend rates:

	<u>1% Decrease</u>	<u>Current</u>	<u>1% Increase</u>
Total OPEB liability	\$ 57,906,529	\$ 70,140,000	\$ 86,229,950

### OPEB Expense and Deferred Outflows of Resources and Deferred Inflows of Resources Related to OPEB

For the year ended June 30, 2019, the County recognized OPEB expense of \$3,453,534. At June 30, 2019, the County reported deferred outflows of resources and deferred inflows of resources related to OPEB from the following sources:

	<u>Deferred Outflows of Resources</u>	<u>Deferred Inflows of Resources</u>
Differences between expected and actual experience	\$ 625,329	\$ 276,103
Changes of assumptions or other inputs	-	9,265,253
Benefit payments and administrative costs made subsequent to the measurement date	991,461	-
Total	<u>\$ 1,616,790</u>	<u>\$ 9,541,356</u>

\$991,461 reported as deferred outflows of resources related to pensions resulting from benefit payments made and administrative expenses incurred subsequent to the measurement date will be recognized as a decrease of the total OPEB liability in the year ended June 30, 2020. Other amounts reported as deferred inflows and outflows of resources related to OPEB will be recognized in OPEB expense as follows:

<u>Year Ending June 30</u>	<u>Amount</u>
2020	\$ (1,533,060)
2021	(1,533,060)
2022	(1,533,060)
2023	(1,533,060)
2024	(1,533,060)
Thereafter	(1,250,727)
Total	<u>\$ (8,916,027)</u>

## PITT COUNTY, NORTH CAROLINA

### NOTES TO THE FINANCIAL STATEMENTS FOR THE YEAR ENDED JUNE 30, 2019

#### 12. Closure and Post-Closure Care Costs - Landfill

Federal and state laws and regulations require the County to place a final cover on its landfill when it stops accepting waste and to perform certain maintenance and monitoring functions at the site for thirty years after closure. Although closure and post-closure care costs will be paid only near or after the date that the landfill stops accepting waste, the County reports a portion of these closure and post-closure care costs as an operating expense in each period based on landfill capacity used as of each balance sheet date. The \$621,020 reported as landfill post-closure care liability at June 30, 2019 represents a cumulative amount reported to date based on the use of 100% of the total estimated capacity of the landfill. These amounts are based on what it would cost to perform all post-closure care in 2019. Actual costs may be higher due to inflation, changes in technology, or changes in regulations.

The County has met the requirements of a local government financial test that is one option under federal and state laws and regulations that help determine if a unit is financially able to meet closure and post-closure care requirements.

#### 13. Deferred Inflows and Outflows of Resources

The balance in deferred outflows and deferred inflows of resources on the fund statements and government-wide statements at June 30, 2019 are composed of the following elements:

Source	Amount
<b>Deferred Outflows:</b>	
Charge on refunding	\$ 6,201,119
OPEB deferrals	1,616,790
Pension related deferrals	14,236,044
Total	<u>\$ 22,053,953</u>
<b>Deferred Inflows:</b>	
Prepaid taxes not yet earned (general)	\$ 233,932
Taxes receivable (general)	347,382
Other receivable (general)	370,347
Taxes receivable (special revenue funds)	116,821
Other receivable (special revenue funds)	366,968
OPEB deferrals	9,541,356
Pension related deferrals	357,546
Total	<u>\$ 11,334,352</u>

# PITT COUNTY, NORTH CAROLINA

## NOTES TO THE FINANCIAL STATEMENTS FOR THE YEAR ENDED JUNE 30, 2019

### 14. Accounts Payable

#### Disaggregate Information

Payables at the government-wide level at June 30, 2019 were as follows:

<u>Type of Payable</u>	<u>Governmental Activities</u>	<u>Business-Type Activities</u>	<u>Total</u>
Trade payables	\$ 2,877,621	\$ 526,944	\$ 3,404,565
Accrued interest	1,570,920	-	1,570,920
Retainage payable	132,543	-	132,543
Internal service trade payables	92,713	-	92,713
IBNR estimate (incurred, but not reported)	4,075,863	-	4,075,863
Total	<u>\$ 8,749,660</u>	<u>\$ 526,944</u>	<u>\$ 9,276,604</u>

### 15. Risk Management

The County is exposed to various risks of loss related to torts; thefts of, damage to, and destruction of assets; errors and omissions; injuries to employee; and natural disasters. The County purchases property and casualty insurance through various insurers on the open market for all risks. Property and casualty insurance coverage limits and deductibles are evaluated annually in order to balance the risk the County is willing to take on with the risk of a large loss, which could negatively impact the County's budget situation. Workers' compensation coverage is self-funded with an excess policy in place to protect the contact from high dollar claims. Workers' compensation limits, self-insured retention amounts, etc., are also evaluated annually and adjustments made depending on experience and the insurance market. The County's health insurance is self-insured using a third-party administrator and with catastrophic protection for the self-insured fund. The health insurance is also evaluated annually for potential changes in coverage, catastrophic protection limits, funding, etc.

The County purchases commercial insurance to protect against claims for property, general liability, auto liability, public officials/errors and omissions, and employee bonds. The property and casualty commercial coverage provides for coverage with a \$50,000 deductible per event. Claims have not exceeded coverage in recent years. There have been no significant reductions in insurance coverage from the previous year-end. The County does not carry flood insurance as it is not in an "A" area by the Federal Emergency Management Agency.

Workers' compensation exposure is covered by a self-funded program developed within the County budget. A third-party administrator was retained to process employee claims. In addition, an excess insurance policy covering losses exceeding \$500,000 per event was purchased to limit the impact of an individual catastrophic claim event on the fund. It is the intent that the Workers' Compensation Fund will evolve into a fund that will eventually allow the County to reduce annual appropriation to this exposure.

## PITT COUNTY, NORTH CAROLINA

### NOTES TO THE FINANCIAL STATEMENTS FOR THE YEAR ENDED JUNE 30, 2019

Health insurance coverage is self-insured through the County budget. The health insurance contract is with BlueCross BlueShield of North Carolina. BlueCross BlueShield of North Carolina acts as a third-party administrator for the Pitt County Health Insurance Fund and additionally provides stop-loss coverage for individual losses over \$240,000. Additionally, the County maintains reserves to cover any losses for any claims that would result if a different administrator were retained and claims would need to be paid.

In accordance with G.S. 159-29, the County's employees that have access to \$100 or more at any given time of the County's funds are performance bonded through a commercial surety bond. The coverage limits are \$500,000 per loss, subject to a \$1,000 deductible. The County carries a performance bond on the Finance Officer with a \$500,000 per loss coverage limit.

For the medical insurance internal service funds, a total of \$17,245,171 in claims and changes in estimates were incurred for benefits during fiscal year 2019. Changes in the fund's claims liability for the last three fiscal years were as follows:

<b>Year Ended</b>	<b>Balance July 1</b>	<b>Claims and Changes in Estimates</b>	<b>Claim Payments</b>	<b>Balance June 30</b>
2017	\$ 735,552	\$ 10,546,634	\$ (10,080,686)	\$ 1,201,500
2018	1,201,500	10,345,072	(10,278,971)	1,267,601
2019	1,267,601	17,245,171	(14,436,909)	4,075,863

#### 16. Joint Ventures

The County, in conjunction with the State of North Carolina and the Pitt County Board of Education, participates in a joint venture to operate Pitt Community College (Community College). Each of the three participants appoints four members of the thirteen-member Board of Trustees of the Community College. The President of the Community College's Student Government Association serves as a non-voting, ex-officio member of the Board of Trustees. The Community College is included as a component unit of the state. The County has the basic responsibility for providing funding for the facilities of the Community College and also provides some financial support for the Community College's operations. In addition to providing annual appropriations for facilities, the County periodically issues long-term debt to provide financing for new and restructured facilities. The County contributed \$5,888,438 to the Community College for operating purposes and \$100,000 for capital outlay during the fiscal year ended June 30, 2019. In addition, the County made debt service payments of \$1,285,000 for principal and \$168,450 for interest during the fiscal year on limited obligation bonds issued for Community College capital facilities. The participating governments do not have any equity interest in the joint venture; therefore, no equity interest has been reflected in the County's financial statements at June 30, 2019. Complete financial statements for the community college may be obtained from the Community College's administrative offices, P.O. Drawer 7007, Greenville, North Carolina 27835.

## **PITT COUNTY, NORTH CAROLINA**

### **NOTES TO THE FINANCIAL STATEMENTS FOR THE YEAR ENDED JUNE 30, 2019**

The County also participates in a joint venture to operate the Sheppard Memorial Library (Library) with the County of Greenville. The County Board of Commissioners appoints three Board members to the 11-member Board of the Library. The County has an ongoing financial responsibility for the joint venture because the Library's continued existence depends on the participating governments' continued funding. None of the participating governments have any equity interest in the Library, so no equity interest has been reflected in the financial statements at June 30, 2019. The County appropriated \$601,194 to the Library to supplement its activities. Complete financial statements for the Library can be obtained from the County of Greenville offices at 201 W. 5<sup>th</sup> Street, Greenville, North Carolina 27834.

The County is a participant with the City of Greenville and other participants in a joint venture to operate Pitt-Greenville Airport Authority (the "Authority") for the joint benefit of all participants. Upon dissolution of the Authority, the assets would be shared in proportion to each sponsor's original contribution. The County's initial contribution totaled \$3,250, which represents one-half of the total contribution. The Authority is governed by an eight-member Board; four from the County and four from the City. All participants are obligated to contribute funds on an annual basis, as needed, to enable the Authority to operate the airport. The County contributed \$111,294 to the Authority during the fiscal year ended June 30, 2019. The County has a 50% equity interest in the joint venture; therefore an equity interest of \$29,282,752 has been reflected in the government wide financial statements at June 30, 2019. Complete financial statements for the Authority can be obtained from the Authority's Administrative Office at Airport Road, P.O. Box 671, Greenville, North Carolina, 27835.

#### **17. Major Customers**

The Solid Waste Fund has two major customers. The concentration of sales and accounts receivable to those two customers as of June 30, 2019 was:

	<b><u>Percentage of Sales</u></b>	<b><u>Percentage of Receivables</u></b>
Major customer 1	57%	65%

#### **18. Claims and Judgments**

At June 30, 2019, the County was a defendant to various lawsuits. Management believes that the ultimate outcome of these legal matters will not have a material adverse effect on the financial position of the County.



## **PITT COUNTY, NORTH CAROLINA**

### **NOTES TO THE FINANCIAL STATEMENTS FOR THE YEAR ENDED JUNE 30, 2019**

#### **19. Contingencies**

The County participates in a number of federal and state grant programs. The amount, if any, of expenditures, which may be disallowed by the granting agencies resulting from such an audit cannot be determined at this time, although the County expects such amounts, if any, to be immaterial.

A potential groundwater contamination problem was identified at the Pitt County Landfill in March 1993. Since that time, the County has executed an Administrative Agreement on Consent with the State. The Agreement calls for the County to assess the problems and remediate if necessary. The County has filed the necessary plans with the State, and the state has approved an assessment plan. Groundwater monitoring was conducted in December 1995. Groundwater monitoring has been completed; however, potentially responsible parties have yet to be identified. As of the balance sheet date, any costs that the County may be responsible for have been included in closure and post-closure costs. Remediation costs cannot be accurately estimated at this time. Potentially responsible parties will be asked to contribute to any costs incurred.

#### **20. Summary Disclosure of Significant Commitments**

The County has financial commitments of \$35,913 per year to area municipalities for sewer line improvements that will benefit the County as well as the municipalities. Also, the County has commitments of \$138,000 for water treatment and distribution that will benefit the County as well as the municipalities.

#### **21. Component Unit Transactions**

In fiscal year 2019, the County and its component units reported transactions between the entities as follows:

<u>Pitt County</u>	<u>Amount</u>	<u>Purpose</u>
<b>Unrestricted Intergovernmental Revenues:</b>		
From Pitt County ABC Board	<u>\$ 1,400,000</u>	Profit distribution

# PITT COUNTY, NORTH CAROLINA

## NOTES TO THE FINANCIAL STATEMENTS FOR THE YEAR ENDED JUNE 30, 2019

### 22. Interfund Balances and Transfers

In fiscal year 2019, the County made the following transfers within its fund structure. Transfers to the Debt Service Fund were made to fund required debt payments; transfers to other funds represent the local contribution by the County to fund certain activities and projects.

Fund Type	Fund Name	Transfers		Purpose
		From	To	
General	General	\$ 9,072,089	\$ -	
Debt service	Debt service	-	6,832,276	Annual debt service requirement
Special revenue	Grants Fund	-	132,495	Local contribution/match
Special revenue	Pitt area transit system	-	65,281	Local contribution/match
Special revenue	Subdivision improvements	-	429,126	Local contribution/match
Internal service	Workers' compensation	-	702,911	Funding of workers' comp
Internal service	Retiree health insurance	-	910,000	Funding of retiree health insurance
Total		<u>\$ 9,072,089</u>	<u>\$ 9,072,089</u>	
Capital Project	School capital reserve	\$ 6,129,782	\$ -	
Debt Service	Debt service	-	5,379,782	Debt service school projects
Capital Project	School improvement projects	-	750,000	Capital improvements school projects
Total		<u>\$ 6,129,782</u>	<u>\$ 6,129,782</u>	
Capital Project	County capital reserve	\$ 6,292,861	\$ -	
Debt Service	Debt service	-	5,742,861	Debt service school projects
General	General	-	550,000	Capital improvements school projects
Total		<u>\$ 6,292,861</u>	<u>\$ 6,292,861</u>	
Special Revenue	Pitt transit	\$ 5,258	\$ -	
Internal Service	Workers' compensation	-	5,258	Funding of worker's comp.
Total		<u>\$ 5,258</u>	<u>\$ 5,258</u>	
Enterprise	Solid waste & recycling	\$ 485,228	\$ -	
Debt Service	Debt service	-	469,978	Debt service solid waste & recycling projects
Internal Service	Workers' compensation	-	15,250	Funding of worker's comp.
Total		<u>\$ 485,228</u>	<u>\$ 485,228</u>	

# PITT COUNTY, NORTH CAROLINA

## NOTES TO THE FINANCIAL STATEMENTS FOR THE YEAR ENDED JUNE 30, 2019

Interfund loans are summarized as follows:

<u>Fund Name</u>	<u>Due To</u>	<u>Due From</u>	<u>Purpose</u>
<b>General Fund:</b>			
General Fund	\$ 3,755,765	\$ -	
<b>Major Capital Project Funds:</b>			
2016 limited obligation bond	-	138,759	Short-term loan to fund program
<b>Nonmajor Funds:</b>			
Animal Shelter Improvements Fund	-	53,973	Short-term loan to fund program
Hurricane Grant Program Fund	-	339,484	Short-term loan to fund program
2016B Limited Obligation Bond Fund	-	3,223,549	Short-term loan to fund program
Total	<u>\$ 3,755,765</u>	<u>\$ 3,755,765</u>	
<b>Major Governmental Fund:</b>			
Debt Service Fund	\$ 142,258	\$ -	
<b>Solid Waste Fund:</b>			
Solid Waste Fund	-	142,258	Reimbursement for debt payment
Total	<u>\$ 142,258</u>	<u>\$ 142,258</u>	

## **REQUIRED SUPPLEMENTARY INFORMATION**

This section contains information on the Law Enforcement Officers' (LEO) Special Separation Allowance and Other Post-Employment Benefits (OPEB), Proportionate Share of Net Pension Liability (Asset) and Schedule of County Contributions for the Local Government Employees' Retirement System and Register of Deed's Supplemental Pension Fund as required.

*This page left blank intentionally.*

## **PITT COUNTY, NORTH CAROLINA**

### **SCHEDULE OF CHANGES IN TOTAL PENSION LIABILITY LAW ENFORCEMENT OFFICERS' SPECIAL SEPARATION ALLOWANCE FOR THE LAST TWO FISCAL YEARS**

<b>LAW ENFORCEMENT OFFICERS' SPECIAL SEPARATION ALLOWANCE</b>		
	<b>2019</b>	<b>2018</b>
Beginning balance	\$ 5,430,361	\$ 4,905,318
Service cost	231,556	184,485
Interest on the total pension liability	166,865	183,857
Differences between expected and actual experience in the measurement of the total pension liability	305,448	126,087
Changes of assumptions or other inputs	(216,112)	314,973
Benefit payments	(299,631)	(284,359)
Ending balance of the total pension liability	<u>\$ 5,618,487</u>	<u>\$ 5,430,361</u>

The amounts presented for each fiscal year were determined as of the prior December 31.

Pension schedules in the required supplementary information are intended to show information for ten years and that additional years' information will be displayed as it becomes available.

## **PITT COUNTY, NORTH CAROLINA**

### **SCHEDULE OF TOTAL PENSION LIABILITY AS A PERCENTAGE OF COVERED PAYROLL LAW ENFORCEMENT OFFICERS' SPECIAL SEPARATION ALLOWANCE FOR THE LAST TWO FISCAL YEARS**

<b>LAW ENFORCEMENT OFFICERS' SPECIAL SEPARATION ALLOWANCE</b>			
		<b>2019</b>	<b>2018</b>
Total pension liability	\$	5,618,487	\$ 5,430,361
Covered payroll		7,990,629	7,367,426
Total pension liability as a percentage of covered payroll		70.31%	73.71%

#### **Notes to the Schedules:**

Pitt County has no assets accumulated in a trust that meets the criteria in paragraph 4 of GASB Statement 73 to pay related benefits.

Pension schedules in the required supplementary information are intended to show information for ten years and that additional years' information will be displayed as it becomes available.

# PITT COUNTY, NORTH CAROLINA

## OTHER POST-EMPLOYMENT BENEFITS REQUIRED SUPPLEMENTARY INFORMATION FOR THE LAST TWO FISCAL YEARS

### Schedule of Changes in the Total OPEB Liability and Related Ratios

	2019	2018
Total OPEB liability		
Service cost at end of year	\$ 2,498,106	\$ 2,862,802
Interest	2,488,488	2,245,950
Difference between expected and actual experience	721,386	(376,323)
Changes of assumptions or other inputs	(4,242,601)	(7,615,739)
Benefit payments and implicit subsidy credit	(2,432,186)	(1,243,125)
Net change in total OPEB liability	(966,807)	(4,126,435)
Total OPEB liability - beginning	71,106,807	75,233,242
Total OPEB liability - ending	\$ 70,140,000	\$ 71,106,807
Covered payroll	\$ 48,826,193	\$ 42,322,520
Total OPEB liability as a percentage of covered payroll	143.65%	168.01%

#### Notes to Schedule:

*Changes of Assumptions:* Changes of assumptions and other inputs reflect the effects of the discount rate of each period. The following are the discount rates used in each period:

Fiscal Year	Rate
2018	3.56%
2019	3.89%



# **PITT COUNTY, NORTH CAROLINA**

## **PROPORTIONATE SHARE OF NET PENSION LIABILITY (ASSET)**

### **REQUIRED SUPPLEMENTARY INFORMATION**

#### **LAST SIX FISCAL YEARS \***

	<b>LOCAL GOVERNMENT EMPLOYEES' RETIREMENT SYSTEM</b>					
	<b>2019</b>	<b>2018</b>	<b>2017</b>	<b>2016</b>	<b>2015</b>	<b>2014</b>
County's proportion of the net pension liability (asset) (%)	0.7144%	0.7130%	0.6963%	0.6984%	0.7151%	0.7339%
County's proportion of the net pension liability (asset) (\$)	\$ 16,948,011	\$ 10,893,123	\$ 14,778,455	\$ 3,134,557	\$ (4,217,277)	\$ 8,846,313
County's covered payroll	\$ 47,678,630	\$ 45,468,574	\$ 42,779,482	\$ 41,579,931	\$ 40,753,032	\$ 39,976,697
County's proportionate share of the net pension liability (asset) as a percentage of its covered payroll	35.55%	23.96%	34.55%	7.54%	( 10.35%)	22.13%
Plan fiduciary net position as a percentage of the total pension liability**	91.63%	94.18%	91.47%	98.09%	102.64%	94.35%

\* The amounts presented for each fiscal year were determined as of the prior fiscal year ending June 30.  
Pension schedules in the required supplementary information are intended to show information for ten years  
and that additional years' information will be displayed as it becomes available.

\*\* This will be the same percentage for all participant employers in the LGERS plan.

**PITT COUNTY, NORTH CAROLINA**

**SCHEDULE OF COUNTY CONTRIBUTIONS  
REQUIRED SUPPLEMENTARY INFORMATION  
LAST SIX FISCAL YEARS**

	<b>LOCAL GOVERNMENT EMPLOYEES' RETIREMENT SYSTEM</b>					
	<b>2019</b>	<b>2018</b>	<b>2017</b>	<b>2016</b>	<b>2015</b>	<b>2014</b>
Contractually required contribution	\$ 3,844,883	\$ 3,623,162	\$ 3,342,657	\$ 2,887,537	\$ 2,927,826	\$ 2,861,567
Contributions in relation to the contractually required contribution	<u>3,844,883</u>	<u>3,623,162</u>	<u>3,342,657</u>	<u>2,887,537</u>	<u>2,927,826</u>	<u>2,861,567</u>
Contribution deficiency (excess)	<u>\$ -</u>	<u>\$ -</u>	<u>\$ -</u>	<u>\$ -</u>	<u>\$ -</u>	<u>\$ -</u>
Covered payroll	\$ 48,826,193	\$ 47,678,630	\$ 45,468,574	\$ 42,779,482	\$ 41,579,931	\$ 40,753,032
Contributions as a percentage of covered payroll	7.87%	7.60%	7.35%	6.75%	7.04%	7.02%

Pension schedules in the required supplementary information are intended to show information for ten years  
and that additional years' information will be displayed as it becomes available.

# **PITT COUNTY, NORTH CAROLINA**

## **PROPORTIONATE SHARE OF NET PENSION LIABILITY (ASSET)**

### **REQUIRED SUPPLEMENTARY INFORMATION**

#### **LAST SIX FISCAL YEARS \***

	<b>REGISTERS OF DEEDS' SUPPLEMENTAL PENSION FUND</b>					
	<b>2019</b>	<b>2018</b>	<b>2017</b>	<b>2016</b>	<b>2015</b>	<b>2014</b>
County's proportion of the net pension liability (asset) (%)	1.4399%	1.4526%	1.4219%	1.4587%	1.4780%	1.4230%
County's proportion of the net pension liability (asset) (\$)	\$ (238,486)	\$ (247,939)	\$ (265,835)	\$ (338,042)	\$ (335,081)	\$ (303,991)
County's covered payroll	\$ 72,024	\$ 67,492	\$ 65,781	\$ 53,785	\$ 49,199	\$ 38,140
County's proportionate share of the net pension liability (asset) as a percentage of its covered payroll	-331.12%	-367.36%	-404.12%	-628.51%	-681.07%	-797.04%
Plan fiduciary net position as a percentage of the total pension liability**	153.31%	153.77%	160.17%	197.29%	193.88%	198.50%

\* The amounts presented for each fiscal year were determined as of the prior fiscal year ending June 30.

\*\*This will be the same percentage for all participant employers in the LGERS plan.

Pension schedules in the required supplementary information are intended to show information for ten years and that additional years' information will be displayed as it becomes available.

**PITT COUNTY, NORTH CAROLINA**

**SCHEDULE OF COUNTY CONTRIBUTIONS  
REQUIRED SUPPLEMENTARY INFORMATION  
LAST SIX FISCAL YEARS \***

<b>REGISTERS OF DEEDS' SUPPLEMENTAL PENSION FUND</b>						
	<b><u>2019</u></b>	<b><u>2018</u></b>	<b><u>2017</u></b>	<b><u>2016</u></b>	<b><u>2015</u></b>	<b><u>2014</u></b>
Contractually required contribution	\$ 5,821	\$ 5,445	\$ 4,940	\$ 4,434	\$ 3,803	\$ 13,347
Contributions in relation to the contractually required contribution	<u>5,821</u>	<u>5,445</u>	<u>4,940</u>	<u>4,434</u>	<u>3,803</u>	<u>13,347</u>
Contribution deficiency (excess)	<u>\$ -</u>	<u>\$ -</u>	<u>\$ -</u>	<u>\$ -</u>	<u>\$ -</u>	<u>\$ -</u>
Covered payroll	\$ 73,526	\$ 72,024	\$ 67,492	\$ 65,781	\$ 53,785	\$ 49,200
Contributions as a percentage of covered payroll	7.92%	7.56%	7.32%	6.74%	7.07%	27.13%

\*Pension schedules in the required supplementary information are intended to show information for ten years and that additional years' information will be displayed as it becomes available.

*This page left blank intentionally.*

## **OTHER SUPPLEMENTAL SCHEDULES**

This section contains additional information on taxes receivable, tax levy, capital assets, the ten largest taxpayers and combining statements information for the fiscal year ended June 30, 2019.

*This page left blank intentionally.*

## PITT COUNTY, NORTH CAROLINA

SCHEDULE OF AD VALOREM TAXES RECEIVABLE  
JUNE 30, 2019

<b>Fiscal Year</b>	<b>Uncollected Balance July 1, 2018</b>	<b>Additions</b>	<b>Collections and Credits</b>	<b>Uncollected Balance June 30, 2019</b>
2018-2019	\$ -	\$ 89,422,735	\$ 88,888,299	\$ 534,436
2017-2018	586,831	-	351,409	235,422
2016-2017	319,548	-	177,329	142,219
2015-2016	222,139	-	100,240	121,899
2014-2015	221,114	-	131,935	89,179
2013-2014	182,433	-	69,458	112,975
2012-2013	173,428	-	42,873	130,555
2011-2012	158,609	-	23,671	134,938
2010-2011	139,728	-	7,389	132,339
2009-2010	116,208	-	116,208	-
Total	<u>\$ 2,120,038</u>	<u>\$ 89,422,735</u>	<u>\$ 89,908,811</u>	<u>1,633,962</u>
Less: Allowance for uncollectible ad valorem taxes receivable				<u>(1,286,580)</u>
Total				<u>\$ 347,382</u>
<b>Reconciling with Revenues:</b>				
Taxes - ad valorem				\$ 89,696,527
Reconciling items:				
Interest and cost				(306,889)
Amounts written off for tax years per Statute of Limitations				116,208
Miscellaneous tax adjustments				<u>402,965</u>
Total collections and credits				<u>\$ 89,908,811</u>



## PITT COUNTY, NORTH CAROLINA

ANALYSIS OF CURRENT TAX LEVY  
COUNTY-WIDE LEVY  
FOR THE YEAR ENDED JUNE 30, 2019

	County-Wide			Total Levy	
	Property Valuation	Rate	Amount of Levy	Property Excluding Registered Motor Vehicles	Registered Motor Vehicles
<b>Original Levy:</b>					
Property taxed at current year's rate	\$ 12,916,987,213	\$ 0.6960	\$ 89,902,231	\$ 80,227,673	\$ 9,674,558
Total	<u>12,916,987,213</u>		<u>89,902,231</u>	<u>80,227,673</u>	<u>9,674,558</u>
<b>Discoveries:</b>					
Current year taxes	<u>2,190,286</u>	0.6960	<u>1,524,439</u>	<u>1,524,439</u>	<u>-</u>
Total discoveries	<u>2,190,286</u>		<u>1,524,439</u>	<u>1,524,439</u>	<u>-</u>
<b>Releases</b>	<u>(1,573,895)</u>		<u>(1,095,431)</u>	<u>(1,095,431)</u>	<u>-</u>
Total property valuation	<u>\$ 12,917,603,603</u>				
<b>Net Levy</b>			90,331,239	80,656,681	9,674,558
Less: Tax rate attributed to Industrial Development Commission		0.0070	<u>(908,504)</u>	<u>(908,504)</u>	<u>-</u>
Net levy to County			89,422,735	79,748,177	9,674,558
Less: Uncollected taxes at June 30, 2019			<u>(534,436)</u>	<u>(534,436)</u>	<u>-</u>
<b>Current Year's Taxes Collected</b>			<u>\$ 88,888,299</u>	<u>\$ 79,213,741</u>	<u>\$ 9,674,558</u>
<b>Percent Current Year Collected</b>			<u>99.40%</u>	<u>99.33%</u>	<u>100.00%</u>
<b>Prior Year Collection Percentage</b>			<u>99.33%</u>	<u>99.27%</u>	<u>99.18%</u>

**PITT COUNTY, NORTH CAROLINA****ANALYSIS OF CURRENT TAX LEVY  
SECONDARY MARKET DISCLOSURES  
FOR THE YEAR ENDED JUNE 30, 2019****Secondary Market Disclosures:**

Assessed valuation:

Assessment ratio (1) 100.00%

Real property	\$ 10,110,870,674
Personal property	2,704,582,036
Public service companies (2)	<u>102,150,893</u>
Total assessed valuation	<u>\$ 12,917,603,603</u>

Tax rate per \$100 0.6960

Levy (includes discoveries, releases, and abatements) (3) \$ 90,331,239

In addition to the County-wide rate, the following table lists the levy by the County on behalf of fire protection/rescue districts for the year ended June 30, 2019:

Fire protection/rescue districts	<u>\$ 5,878,733</u>
----------------------------------	---------------------

- (1) Percentage of appraised value has been established by state statute.  
 (2) Valuation of railroads, telephone companies, and other utilities as determined by the North Carolina Property Tax Commission  
 (3) The levy includes penalties.

**PITT COUNTY, NORTH CAROLINA****TEN LARGEST TAXPAYERS  
FOR THE YEAR ENDED JUNE 30, 2019**

<b>Taxpayer</b>	<b>Type of Business</b>	<b>Valuation</b>	<b>Percentage of Total Assessed Valuation</b>
Patheon Manufacturing Services LLC	Manufacturer	\$ 438,841,687	3.38%
DSM Dyneema LLC	Manufacturer	159,204,045	1.23%
Asmo Greenville of NC	Manufacturer	83,029,035	0.64%
Metrics/Mayne Pharma	Manufacturer	76,048,960	0.59%
Attends Healthcare Products Inc.	Manufacturer	75,890,952	0.58%
Weyerhaeuser NR Company	Manufacturer	69,207,040	0.53%
Wal Mart Real Estate Business Trust	Retail	45,728,077	0.35%
RPI Greenville Mall LP	Mall	45,601,022	0.35%
Taft Ward ECU Campus Edge Apts LLC	Student Housing	41,937,241	0.32%
Copper Beech Townhome Communities	Student Housing	38,466,338	0.30%

## PITT COUNTY, NORTH CAROLINA

COMBINING BALANCE SHEET  
 NONMAJOR GOVERNMENTAL FUNDS  
 JUNE 30, 2019

	<i>Schedule C-1</i> <b>Special Revenue Funds</b>	<i>Schedule D-3</i> <b>Capital Projects Fund</b>	<b>Total</b>
<b>Assets:</b>			
Cash, cash equivalents, and investments	\$ 1,691,786	\$ 4,624,429	\$ 6,316,215
Taxes receivable, net	116,821	-	116,821
Accounts receivable, net	1,237,375	-	1,237,375
Prepaid items	100,777	-	100,777
Cash and investments, restricted	-	6,018,821	6,018,821
Due from other governments	-	1,582,263	1,582,263
Total assets	<u>\$ 3,146,759</u>	<u>\$ 12,225,513</u>	<u>\$ 15,372,272</u>
<b>Liabilities, Deferred Inflows of Resources, and Fund Balances:</b>			
<b>Liabilities:</b>			
Accounts payable	\$ 146,677	\$ 388,559	\$ 535,236
Retainage payable	-	122,543	122,543
Due to other funds	339,484	3,277,522	3,617,006
Total liabilities	<u>486,161</u>	<u>3,788,624</u>	<u>4,274,785</u>
<b>Deferred Inflows of Resources:</b>			
Taxes receivable	116,821	-	116,821
Other receivables	366,968	-	366,968
Total deferred inflows of resources	<u>483,789</u>	<u>-</u>	<u>483,789</u>
<b>Fund Balances:</b>			
Restricted for stabilization by state statute	870,407	1,582,263	2,452,670
Restricted	1,380,690	6,018,821	7,399,511
Committed	164,419	3,865,540	4,029,959
Assigned	-	567,844	567,844
Unassigned	(339,484)	(3,597,579)	(3,937,063)
Total fund balances	<u>2,176,809</u>	<u>8,436,889</u>	<u>10,613,698</u>
Total liabilities, deferred inflows of resources, and fund balance	<u>\$ 3,146,759</u>	<u>\$ 12,225,513</u>	<u>\$ 15,372,272</u>

**PITT COUNTY, NORTH CAROLINA**

**COMBINING STATEMENT OF REVENUES, EXPENDITURES, AND  
CHANGES IN FUND BALANCES - NONMAJOR GOVERNMENTAL FUNDS  
FOR THE YEAR ENDED JUNE 30, 2019**

	<i>Schedule C-2</i> <b>Special Revenue Funds</b>	<i>Schedule D-4</i> <b>Capital Projects Fund</b>	<b>Total</b>
<b>Revenues:</b>			
Ad valorem taxes	\$ 5,712,695	\$ -	\$ 5,712,695
Other taxes and licenses	-	5,971,702	5,971,702
Restricted intergovernmental revenues	5,919,472	2,068	5,921,540
Sales and services	3,026,333	-	3,026,333
Investment earnings	37,829	235,808	273,637
Miscellaneous	357,043	188,880	545,923
Total revenues	<u>15,053,372</u>	<u>6,398,458</u>	<u>21,451,830</u>
<b>Expenditures:</b>			
Current:			
General government	339,484	-	339,484
Public safety	9,626,123	772,958	10,399,081
Economic and physical development	6,222,541	112,510	6,335,051
Education	-	2,508,308	2,508,308
Total expenditures	<u>16,188,148</u>	<u>3,393,776</u>	<u>19,581,924</u>
Revenues over (under) expenditures	<u>(1,134,776)</u>	<u>3,004,682</u>	<u>1,869,906</u>
<b>Other Financing Sources (Uses):</b>			
Transfers in	626,902	750,000	1,376,902
Transfers out	(5,258)	(6,292,861)	(6,298,119)
Total other financing sources (uses)	<u>621,644</u>	<u>(5,542,861)</u>	<u>(4,921,217)</u>
Net change in fund balances	(513,132)	(2,538,179)	(3,051,311)
<b>Fund Balances:</b>			
Beginning of year - July 1	<u>2,689,941</u>	<u>10,975,068</u>	<u>13,665,009</u>
End of year - June 30	<u>\$ 2,176,809</u>	<u>\$ 8,436,889</u>	<u>\$ 10,613,698</u>

## **GOVERNMENTAL FUNDS**

- General Fund
- Special Revenue Funds
- Capital Projects Funds

The focus of Governmental Fund measurement is upon determination of financial position and changes in financial position (sources, uses, and balances of financial resources) rather than upon net income determination.

*This page left blank intentionally.*

## **GENERAL FUND**

The General Fund accounts for resources traditionally associated with government that are not required to be accounted for in other funds.

This fund receives the major portion of ad valorem tax revenue, local option sales taxes, federal and state shared revenues, licenses, permits and fees. The major operating activities include general government, public safety and human services.

The fund is accounted for on the modified accrual basis of accounting.



*This page left blank intentionally.*

PITT COUNTY, NORTH CAROLINA

GENERAL FUND  
SCHEDULE OF REVENUES, EXPENDITURES, AND  
CHANGES IN FUND BALANCE - BUDGET AND ACTUAL  
FOR THE YEAR ENDED JUNE 30, 2019  
WITH COMPARATIVE ACTUAL AMOUNTS  
FOR THE YEAR ENDED JUNE 30, 2018

	2019			2018
	Budget	Actual	Variance Over/Under	Actual
<b>Revenues:</b>				
Ad valorem taxes:				
Taxes	\$ 88,974,259	\$ 89,389,638	\$ 415,379	\$ 87,350,856
Penalties and interest	350,000	306,889	(43,111)	338,366
Total	89,324,259	89,696,527	372,268	87,689,222
<b>Other Taxes and Licenses:</b>				
Occupancy tax	35,000	39,618	4,618	855,934
Local option sales taxes	19,391,916	21,055,649	1,663,733	19,047,573
Payment in lieu of taxes	1,958,340	1,981,491	23,151	1,929,397
Privilege licenses	9,000	7,870	(1,130)	7,975
Marriage licenses	27,000	24,920	(2,080)	24,008
Gross receipts tax	311,083	360,063	48,980	285,807
Total	21,732,339	23,469,611	1,737,272	22,150,694
<b>Unrestricted Intergovernmental Revenues:</b>				
Alcohol, beer, and wine tax	300,000	277,630	(22,370)	274,771
Pitt County ABC Board	1,500,000	1,400,000	(100,000)	1,400,000
Social services fees and grants	223,000	305,797	82,797	299,079
Total	2,023,000	1,983,427	(39,573)	1,973,850
<b>Restricted Intergovernmental Revenues:</b>				
Public health fees and grants	5,779,565	5,928,238	148,673	5,682,654
Social services fees and grants	19,136,641	16,874,292	(2,262,349)	16,733,978
Mental health fees and grants	180,595	176,163	(4,432)	158,544
Jail fees	470,250	656,087	185,837	480,701
Automation E&P - Register of Deeds	75,889	76,415	526	81,993
Federal and state grants	52,000	52,014	14	52,131
Total	25,694,940	23,763,209	(1,931,731)	23,190,001
<b>Permits and Fees:</b>				
Building permits and inspection fees	561,555	564,827	3,272	623,208
Register of Deeds	675,000	682,872	7,872	678,129
Excise stamps	701,000	888,324	187,324	709,523
Rabies control fees	14,000	17,954	3,954	14,681
Animal fees	124,000	126,991	2,991	123,528
Court facility fees	220,000	240,323	20,323	203,776
Total	2,295,555	2,521,291	225,736	2,352,845
<b>Sales and Services:</b>				
Rents, concessions, and fees	4,404,534	4,127,245	(277,289)	4,083,456
Federal and state prison inmate reimbursement	1,038,450	1,457,293	418,843	1,794,702
Total	5,442,984	5,584,538	141,554	5,878,158
<b>Investment Earnings</b>	566,722	1,127,557	560,835	550,380
<b>Miscellaneous:</b>				
Sale of capital assets	30,000	53,749	23,749	44,427
Other income	596,577	590,461	(6,116)	665,455
Total	626,577	644,210	17,633	709,882

PITT COUNTY, NORTH CAROLINA

GENERAL FUND  
SCHEDULE OF REVENUES, EXPENDITURES, AND  
CHANGES IN FUND BALANCE - BUDGET AND ACTUAL  
FOR THE YEAR ENDED JUNE 30, 2019  
WITH COMPARATIVE ACTUAL AMOUNTS  
FOR THE YEAR ENDED JUNE 30, 2018

	2019			2018
	Budget	Actual	Variance Over/Under	Actual
Total revenues	147,706,376	148,790,370	1,083,994	144,495,032
<b>Expenditures:</b>				
<b>General Government:</b>				
Governing board, county manager, legal, public information officer	1,518,830	1,515,375	3,455	1,426,845
Finance, tax assessor, tax collector	3,359,443	3,020,130	339,313	3,292,261
Elections	773,513	761,855	11,658	729,564
Register of Deeds	700,435	664,320	36,115	565,937
Human resources	628,042	609,803	18,239	594,266
Print shop/mailroom, management information system, geographic information system	3,258,042	3,173,829	84,213	2,836,308
Buildings and grounds and housekeeping	2,747,597	2,546,894	200,703	2,860,877
Non-departmental - general administration	1,467,681	1,840,719	(373,038)	3,235,754
Total	14,453,583	14,132,925	320,658	15,541,812
<b>Public Safety:</b>				
Sheriff's department, school security, other public safety	15,730,708	14,281,183	1,449,525	14,542,741
Detention center, jail inmate services, jail health services	17,305,434	16,458,996	846,438	16,610,756
Emergency services	967,264	837,070	130,194	843,651
Communications	2,046,153	1,959,487	86,666	1,651,864
Planning E911	113,569	113,577	(8)	94,118
Animal and mosquito control	884,028	777,345	106,683	792,982
Inspections	436,690	423,565	13,125	401,926
Medical examiner	175,000	187,640	(12,640)	175,750
Transportation	4,500	4,241	259	4,241
Court facility	358,336	355,906	2,430	339,110
Total	38,021,682	35,399,010	2,622,672	35,457,139
<b>Environmental Protection:</b>				
Soil and water conservation	292,024	284,118	7,906	271,431
Total	292,024	284,118	7,906	271,431
<b>Economic and Physical Development:</b>				
Planning and zoning	863,599	816,963	46,636	785,985
Other economic development	231,075	226,717	4,358	1,047,706
Engineering	123,467	121,576	1,891	117,540
Cooperative extension	326,191	271,240	54,951	285,151
Farmers' Market	556,340	514,186	42,154	216,769
Total	2,100,672	1,950,682	149,990	2,453,151
<b>Human Services:</b>				
Other human services	272,013	272,013	-	254,880
Veterans affairs	194,062	197,057	(2,995)	179,859
Total	466,075	469,070	(2,995)	434,739
<b>Public Health:</b>				
Administration	2,963,955	2,662,552	301,403	3,348,793
Services and programs	8,772,326	7,831,434	940,892	7,196,030
Total	11,736,281	10,493,986	1,242,295	10,544,823

PITT COUNTY, NORTH CAROLINA

GENERAL FUND  
SCHEDULE OF REVENUES, EXPENDITURES, AND  
CHANGES IN FUND BALANCE - BUDGET AND ACTUAL  
FOR THE YEAR ENDED JUNE 30, 2019  
WITH COMPARATIVE ACTUAL AMOUNTS  
FOR THE YEAR ENDED JUNE 30, 2018

	2019			2018
	Budget	Actual	Variance Over/Under	Actual
<b>Social Services:</b>				
Administration	17,864,250	16,476,299	1,387,951	15,634,018
Services and programs	465,998	387,074	78,924	1,087,095
Public assistance	8,406,752	7,838,627	568,125	8,114,920
Child support	2,706,396	2,517,043	189,353	2,500,172
Total	29,443,396	27,219,043	2,224,353	27,336,205
<b>Mental Health:</b>				
Services and programs	664,095	664,095	-	646,387
Total	664,095	664,095	-	646,387
Total human services	42,309,847	38,846,194	3,463,653	38,962,154
<b>Education:</b>				
Pitt County schools	40,550,269	40,550,269	-	39,970,807
Pitt Community College	5,988,438	5,988,438	-	5,909,539
Total	46,538,707	46,538,707	-	45,880,346
<b>Cultural and Recreation</b>	737,924	735,016	2,908	745,971
<b>Debt Service</b>	834,330	791,007	43,323	728,870
Total expenditures	145,288,769	138,677,659	6,611,110	140,040,874
Revenues over (under) expenditures	2,417,607	10,112,711	7,695,104	4,454,158
<b>Other Financing Sources (Uses):</b>				
Transfers in (out):				
Special revenue funds	(1,357,203)	(1,329,813)	27,390	(410,236)
Special revenue funds	-	-	-	614,539
Solid waste	559,800	-	(559,800)	-
Debt Service Fund	(6,872,124)	(6,832,276)	39,848	(6,223,906)
Capital project funds	-	550,000	550,000	4,480,978
Internal service funds	(910,000)	(910,000)	-	(944,656)
Installment debt issued	300,000	300,000	-	1,730,000
Appropriated fund balance	5,861,920	-	(5,861,920)	-
Total other financing sources (uses)	(2,417,607)	(8,222,089)	(5,804,482)	(753,281)
Net change in fund balance	\$ -	1,890,622	\$ 1,890,622	3,700,877
<b>Fund Balance:</b>				
Beginning of year - July 1		40,914,560		37,213,683
End of year - June 30		\$ 42,805,182		\$ 40,914,560

**PITT COUNTY, NORTH CAROLINA**

**GENERAL FUND - COMBINING SCHEDULE OF  
REVENUES, EXPENDITURES, AND CHANGES  
IN FUND BALANCES - ALL DEPARTMENTS  
FOR THE YEAR ENDED JUNE 30, 2019**

	<i>Schedule B-3</i> <b>General Services Department</b>	<i>Schedule B-4</i> <b>Public Health Department</b>	<i>Schedule B-5</i> <b>Social Services Department</b>
<b>Revenues:</b>			
Ad valorem taxes	\$ 89,696,527	\$ -	\$ -
Other taxes and licenses	23,469,611	-	-
Unrestricted intergovernmental revenues	1,677,630	-	305,797
Restricted intergovernmental revenues	784,516	5,928,238	16,874,292
Permits and fees	2,280,968	-	-
Sales and services	5,363,817	-	220,721
Investment earnings	1,123,486	-	-
Miscellaneous	550,803	-	93,407
Total revenues	<u>124,947,358</u>	<u>5,928,238</u>	<u>17,494,217</u>
<b>Expenditures:</b>			
General government	14,132,925	-	-
Public safety	35,043,104	-	-
Environmental protection	284,118	-	-
Economic and physical development	1,950,682	-	-
Human services	469,070	10,493,986	27,219,043
Education	46,538,707	-	-
Cultural and recreational	735,016	-	-
Debt service	791,007	-	-
Total expenditures	<u>99,944,629</u>	<u>10,493,986</u>	<u>27,219,043</u>
Revenues over (under) expenditures	<u>25,002,729</u>	<u>(4,565,748)</u>	<u>(9,724,826)</u>
<b>Other Financing Sources (Uses):</b>			
Installment debt issued	300,000	-	-
Intrafund transfers in (out)	(15,606,956)	5,262,309	9,724,811
Out to special revenue funds	(1,329,813)	-	-
Out to Debt Service Fund	(6,832,276)	-	-
In from Capital Project Fund	550,000	-	-
Out to Internal Service Fund	(910,000)	-	-
Total other financing sources (uses)	<u>(23,829,045)</u>	<u>5,262,309</u>	<u>9,724,811</u>
Net change in fund balances	1,173,684	696,561	(15)
<b>Fund Balances:</b>			
Beginning of year - July 1	<u>31,943,923</u>	<u>1,052,590</u>	<u>7,878,184</u>
End of year - June 30	<u>\$ 33,117,607</u>	<u>\$ 1,749,151</u>	<u>\$ 7,878,169</u>

**PITT COUNTY, NORTH CAROLINA**

**GENERAL FUND - COMBINING SCHEDULE OF  
REVENUES, EXPENDITURES, AND CHANGES  
IN FUND BALANCES - ALL DEPARTMENTS  
FOR THE YEAR ENDED JUNE 30, 2019**

	<i>Schedule B-6</i> <b>Court Facility Department</b>	<i>Schedule B-7</i> <b>Mental Health Department</b>	<b>Combined Total</b>
<b>Revenues:</b>			
Ad valorem taxes	\$ -	\$ -	\$ 89,696,527
Other taxes and licenses	-	-	23,469,611
Unrestricted intergovernmental revenues	-	-	1,983,427
Restricted intergovernmental revenues	-	176,163	23,763,209
Permits and fees	240,323	-	2,521,291
Sales and services	-	-	5,584,538
Investment earnings	4,071	-	1,127,557
Miscellaneous	-	-	644,210
Total revenues	<u>244,394</u>	<u>176,163</u>	<u>148,790,370</u>
<b>Expenditures:</b>			
General government	-	-	14,132,925
Public safety	355,906	-	35,399,010
Environmental protection	-	-	284,118
Economic and physical development	-	-	1,950,682
Human services	-	664,095	38,846,194
Education	-	-	46,538,707
Cultural and recreational	-	-	735,016
Debt service	-	-	791,007
Total expenditures	<u>355,906</u>	<u>664,095</u>	<u>138,677,659</u>
Revenues over (under) expenditures	<u>(111,512)</u>	<u>(487,932)</u>	<u>10,112,711</u>
<b>Other Financing Sources (Uses):</b>			
Installment debt issued	-	-	300,000
Intrafund transfers in (out)	136,336	483,500	-
Out to special revenue funds	-	-	(1,329,813)
Out to Debt Service Fund	-	-	(6,832,276)
In from Capital Project Fund	-	-	550,000
Out to Internal Service Fund	-	-	(910,000)
Total other financing sources (uses)	<u>136,336</u>	<u>483,500</u>	<u>(8,222,089)</u>
Net change in fund balances	24,824	(4,432)	1,890,622
<b>Fund Balances:</b>			
Beginning of year - July 1	<u>37,152</u>	<u>2,711</u>	<u>40,914,560</u>
End of year - June 30	<u>\$ 61,976</u>	<u>\$ (1,721)</u>	<u>\$ 42,805,182</u>

**PITT COUNTY, NORTH CAROLINA**

**GENERAL FUND - GENERAL SERVICES DEPARTMENT  
SCHEDULE OF REVENUES, EXPENDITURES, AND  
CHANGES IN FUND BALANCE - BUDGET AND ACTUAL  
FOR THE YEAR ENDED JUNE 30, 2019  
WITH COMPARATIVE ACTUAL AMOUNTS  
FOR THE YEAR ENDED JUNE 30, 2018**

	<b>2019</b>			<b>2018</b>
	<b>Budget</b>	<b>Actual</b>	<b>Variance Over/Under</b>	<b>Actual</b>
<b>Revenues:</b>				
<b>Ad Valorem Taxes:</b>				
Taxes	\$ 88,974,259	\$ 89,389,638	\$ 415,379	\$ 87,350,856
Penalties and interest	350,000	306,889	(43,111)	338,366
Total	<u>89,324,259</u>	<u>89,696,527</u>	<u>372,268</u>	<u>87,689,222</u>
<b>Other Taxes and Licenses:</b>				
Occupancy tax	35,000	39,618	4,618	855,934
Local options sales tax	19,391,916	21,055,649	1,663,733	19,047,573
Payment in lieu of tax	1,958,340	1,981,491	23,151	1,929,397
Privilege licenses	9,000	7,870	(1,130)	7,975
Marriage licenses	27,000	24,920	(2,080)	24,008
Gross receipts tax	311,083	360,063	48,980	285,807
Total	<u>21,732,339</u>	<u>23,469,611</u>	<u>1,737,272</u>	<u>22,150,694</u>
<b>Unrestricted Intergovernmental Revenues:</b>				
Alcohol, beer, and wine tax	300,000	277,630	(22,370)	274,771
Pitt County ABC Board	<u>1,500,000</u>	<u>1,400,000</u>	<u>(100,000)</u>	<u>1,400,000</u>
Total	<u>1,800,000</u>	<u>1,677,630</u>	<u>(122,370)</u>	<u>1,674,771</u>
<b>Restricted Intergovernmental Revenues:</b>				
Emergency management				
Jail fees	470,250	656,087	185,837	480,701
Automation E&P - Register of Deeds	75,889	76,415	526	81,993
Federal and state grants	<u>52,000</u>	<u>52,014</u>	<u>14</u>	<u>52,131</u>
Total	<u>598,139</u>	<u>784,516</u>	<u>186,377</u>	<u>614,825</u>
<b>Permits and Fees:</b>				
Building permits and inspection fees	561,555	564,827	3,272	623,208
Register of Deeds	675,000	682,872	7,872	678,129
Excise stamps	701,000	888,324	187,324	709,523
Rabies control fees	14,000	17,954	3,954	14,681
Animal fees	<u>124,000</u>	<u>126,991</u>	<u>2,991</u>	<u>123,528</u>
Total	<u>2,075,555</u>	<u>2,280,968</u>	<u>205,413</u>	<u>2,149,069</u>
<b>Sales and Services:</b>				
Rents, concessions, and fees	4,182,627	3,906,524	(276,103)	3,868,955
Federal and state prison inmate reimbursement	<u>1,038,450</u>	<u>1,457,293</u>	<u>418,843</u>	<u>1,794,702</u>
Total	<u>5,221,077</u>	<u>5,363,817</u>	<u>142,740</u>	<u>5,663,657</u>

PITT COUNTY, NORTH CAROLINA

GENERAL FUND - GENERAL SERVICES DEPARTMENT  
SCHEDULE OF REVENUES, EXPENDITURES, AND  
CHANGES IN FUND BALANCE - BUDGET AND ACTUAL  
FOR THE YEAR ENDED JUNE 30, 2019  
WITH COMPARATIVE ACTUAL AMOUNTS  
FOR THE YEAR ENDED JUNE 30, 2018

	2019			2018
	Budget	Actual	Variance Over/Under	Actual
<b>Investment Earnings</b>	564,722	1,123,486	558,764	548,098
<b>Miscellaneous:</b>				
Sale of fixed assets	30,000	53,749	23,749	44,427
Other income	526,817	497,054	(29,763)	584,683
Total	556,817	550,803	(6,014)	629,110
Total revenues	121,872,908	124,947,358	3,074,450	121,119,446
<b>Expenditures:</b>				
<b>General Government:</b>				
<b>Governing Body:</b>				
Salaries and employee benefits	216,732	216,185	547	200,251
Operating expenses	30,100	38,138	(8,038)	35,567
Total	246,832	254,323	(7,491)	235,818
<b>County Manager:</b>				
Salaries and employee benefits	458,535	466,144	(7,609)	446,872
Operating expenses	28,969	24,257	4,712	24,282
Total	487,504	490,401	(2,897)	471,154
<b>Financial Services:</b>				
Salaries and employee benefits	793,809	727,002	66,807	783,522
Operating expenses	31,500	26,548	4,952	34,434
Total	825,309	753,550	71,759	817,956
<b>Tax Assessor:</b>				
Salaries and employee benefits	2,127,236	1,967,269	159,967	2,125,095
Operating expenses	406,898	299,311	107,587	349,210
Total	2,534,134	2,266,580	267,554	2,474,305
<b>Legal:</b>				
Salaries and employee benefits	549,523	538,992	10,531	505,168
Operating expenses	22,080	20,630	1,450	14,972
Total	571,603	559,622	11,981	520,140



**PITT COUNTY, NORTH CAROLINA**

**GENERAL FUND - GENERAL SERVICES DEPARTMENT  
SCHEDULE OF REVENUES, EXPENDITURES, AND  
CHANGES IN FUND BALANCE - BUDGET AND ACTUAL  
FOR THE YEAR ENDED JUNE 30, 2019  
WITH COMPARATIVE ACTUAL AMOUNTS  
FOR THE YEAR ENDED JUNE 30, 2018**

	2019			2018
	Budget	Actual	Variance Over/Under	Actual
<b>Elections:</b>				
Salaries and employee benefits	527,632	516,428	11,204	485,914
Operating expenses	245,881	245,427	454	243,650
Total	773,513	761,855	11,658	729,564
<b>Register of Deeds:</b>				
Salaries and employee benefits	496,387	482,990	13,397	464,944
Operating expenses	204,048	181,330	22,718	100,993
Total	700,435	664,320	36,115	565,937
<b>Public Information Office:</b>				
Salaries and employee benefits	172,351	171,332	1,019	162,193
Operating expenses	40,540	39,697	843	37,540
Total	212,891	211,029	1,862	199,733
<b>Human Resources:</b>				
Salaries and employee benefits	604,068	589,786	14,282	573,660
Operating expenses	23,974	20,017	3,957	20,606
Total	628,042	609,803	18,239	594,266
<b>Print Shop/Mail Room:</b>				
Salaries and employee benefits	143,955	143,760	195	139,458
Operating expenses	40,000	35,822	4,178	34,209
Reimbursement from other departments/funds	(34,000)	(29,464)	(4,536)	(30,241)
Total	149,955	150,118	(163)	143,426
<b>Management Information Systems:</b>				
Salaries and employee benefits	2,576,343	2,435,112	141,231	2,493,388
Operating expenses	1,259,450	1,257,009	2,441	969,374
Capital outlay	85,000	85,608	(608)	19,949
Reimbursement from other departments/funds	(1,179,745)	(1,126,511)	(53,234)	(1,133,068)
Total	2,741,048	2,651,218	89,830	2,349,643
<b>Geographical Information Systems:</b>				
Salaries and employee benefits	206,189	203,983	2,206	196,538
Operating expenses	215,850	213,086	2,764	211,050
Capital outlay	25,000	25,000	-	12,971
Reimbursement from other departments/funds	(80,000)	(69,576)	(10,424)	(77,320)
Total	367,039	372,493	(5,454)	343,239

PITT COUNTY, NORTH CAROLINA

GENERAL FUND - GENERAL SERVICES DEPARTMENT  
SCHEDULE OF REVENUES, EXPENDITURES, AND  
CHANGES IN FUND BALANCE - BUDGET AND ACTUAL  
FOR THE YEAR ENDED JUNE 30, 2019  
WITH COMPARATIVE ACTUAL AMOUNTS  
FOR THE YEAR ENDED JUNE 30, 2018

	2019			2018
	Budget	Actual	Variance Over/Under	Actual
<b>Buildings and Grounds:</b>				
Salaries and employee benefits	878,843	856,897	21,946	871,499
Operating expenses	1,502,754	1,321,763	180,991	1,458,023
Capital outlay	-	-	-	163,957
Total	2,381,597	2,178,660	202,937	2,493,479
<b>Housekeeping:</b>				
Operating expenses	366,000	368,234	(2,234)	367,398
Total	366,000	368,234	(2,234)	367,398
<b>General Government Non-Allocated Expenditures:</b>				
Other employee insurance and benefits	107,566	433,581	(326,015)	107,376
Professional services	285,090	357,964	(72,874)	326,717
Insurance and bonding	530,000	524,421	5,579	472,867
Quasi-external workers' compensation	629,437	629,437	-	629,437
Capital outlay	-	-	-	1,720,178
Overhead allocated to other departments	(260,000)	(260,000)	-	(220,000)
Miscellaneous items	175,588	155,316	20,272	199,179
Total	1,467,681	1,840,719	(373,038)	3,235,754
Total general government	14,453,583	14,132,925	320,658	15,541,812
<b>Public Safety:</b>				
<b>Sheriff:</b>				
Salaries and employee benefits	12,293,845	11,555,904	737,941	11,626,476
Operating expenses	2,171,286	1,915,945	255,341	2,023,029
Capital outlay	-	-	-	127,767
Total	14,465,131	13,471,849	993,282	13,777,272
<b>Detention Center:</b>				
Salaries and employee benefits	12,610,693	12,138,336	472,357	11,737,097
Operating expenses	2,472,270	2,330,407	141,863	2,675,613
Total	15,082,963	14,468,743	614,220	14,412,710
<b>Jail Health Services:</b>				
Salaries and benefits	1,950,717	1,900,717	50,000	1,900,717
Operating expenses	211,000	28,835	182,165	238,248
Total	2,161,717	1,929,552	232,165	2,138,965

PITT COUNTY, NORTH CAROLINA

GENERAL FUND - GENERAL SERVICES DEPARTMENT  
SCHEDULE OF REVENUES, EXPENDITURES, AND  
CHANGES IN FUND BALANCE - BUDGET AND ACTUAL  
FOR THE YEAR ENDED JUNE 30, 2019  
WITH COMPARATIVE ACTUAL AMOUNTS  
FOR THE YEAR ENDED JUNE 30, 2018

	2019			2018
	Budget	Actual	Variance Over/Under	Actual
<b>Jail Inmate Coordinator:</b>				
Salaries and benefits	60,754	60,701	53	59,081
Total	60,754	60,701	53	59,081
<b>School Security:</b>				
Salaries and benefits	805,600	529,516	276,084	415,136
Operating expenses	125,250	49,738	75,512	57,361
Total	930,850	579,254	351,596	472,497
<b>Emergency Services:</b>				
Salaries and benefits	515,814	440,848	74,966	434,742
Operating expenses	451,450	396,222	55,228	408,909
Total	967,264	837,070	130,194	843,651
<b>Communications:</b>				
Salaries and benefits	1,542,418	1,499,386	43,032	1,428,874
Operating expenses	503,735	460,101	43,634	221,834
Capital outlay	-	-	-	1,156
Total	2,046,153	1,959,487	86,666	1,651,864
<b>Planning E911:</b>				
Salaries and benefits	165,194	159,392	5,802	60,788
Operating expenses	(51,625)	(45,815)	(5,810)	33,330
Total	113,569	113,577	(8)	94,118
<b>Animal and Mosquito Control:</b>				
Salaries and employee benefits	689,972	614,568	75,404	624,585
Operating expenses	194,056	162,777	31,279	161,603
Capital outlay	-	-	-	6,794
Total	884,028	777,345	106,683	792,982
<b>Inspections:</b>				
Salaries and employee benefits	409,080	398,872	10,208	375,731
Operating expenses	27,610	24,693	2,917	26,195
Total	436,690	423,565	13,125	401,926

PITT COUNTY, NORTH CAROLINA

GENERAL FUND - GENERAL SERVICES DEPARTMENT  
SCHEDULE OF REVENUES, EXPENDITURES, AND  
CHANGES IN FUND BALANCE - BUDGET AND ACTUAL  
FOR THE YEAR ENDED JUNE 30, 2019  
WITH COMPARATIVE ACTUAL AMOUNTS  
FOR THE YEAR ENDED JUNE 30, 2018

	2019			2018
	Budget	Actual	Variance Over/Under	Actual
<b>Medical Examiner:</b>				
Professional services	175,000	187,640	(12,640)	175,750
Total	175,000	187,640	(12,640)	175,750
<b>Other Public Safety:</b>				
Operating expenses	334,727	230,080	104,647	292,972
Total	334,727	230,080	104,647	292,972
<b>Transportation:</b>				
Operating expenses	4,500	4,241	259	4,241
Total	4,500	4,241	259	4,241
Total public safety	37,663,346	35,043,104	2,620,242	35,118,029
<b>Pitt Soil and Water Conservation:</b>				
Salaries and benefits	269,831	265,929	3,902	253,621
Operating expenses	22,193	18,189	4,004	17,810
Total	292,024	284,118	7,906	271,431
Total environmental protection	292,024	284,118	7,906	271,431
<b>Economic and Physical Development:</b>				
<b>Planning and Zoning:</b>				
Salaries and employee benefits	773,709	726,371	47,338	699,779
Operating expenses	89,890	90,592	(702)	86,206
Total	863,599	816,963	46,636	785,985
<b>Other Economic Development:</b>				
Salaries and employee benefits	429,596	434,602	(5,006)	416,960
Operating expenses	231,075	226,717	4,358	1,047,706
Total	660,671	661,319	(648)	1,464,666
<b>Engineering:</b>				
Salaries and employee benefits	115,167	114,531	636	110,400
Operating expenses	8,300	7,045	1,255	7,140
Total	123,467	121,576	1,891	117,540

**PITT COUNTY, NORTH CAROLINA**

**GENERAL FUND - GENERAL SERVICES DEPARTMENT  
SCHEDULE OF REVENUES, EXPENDITURES, AND  
CHANGES IN FUND BALANCE - BUDGET AND ACTUAL  
FOR THE YEAR ENDED JUNE 30, 2019  
WITH COMPARATIVE ACTUAL AMOUNTS  
FOR THE YEAR ENDED JUNE 30, 2018**

	<b>2019</b>			<b>2018</b>
	<b>Budget</b>	<b>Actual</b>	<b>Variance Over/Under</b>	<b>Actual</b>
<b>Cooperative Extension:</b>				
Operating expenses	79,805	72,321	7,484	71,816
Professional services	246,386	198,919	47,467	213,335
Total	326,191	271,240	54,951	285,151
<b>Farmers' Market:</b>				
Salaries and employee benefits	237,050	236,696	354	28,612
Professional services	319,290	277,490	41,800	188,157
Total	556,340	514,186	42,154	216,769
Total economic and physical development	2,100,672	1,950,682	149,990	2,453,151
<b>Human Services:</b>				
Other human services	272,013	272,013	-	254,880
Veterans affairs	194,062	197,057	(2,995)	179,859
Total human services	466,075	469,070	(2,995)	434,739
<b>Education:</b>				
<b>Pitt County Schools:</b>				
Current	39,550,269	39,550,269	-	38,970,807
Capital outlay	1,000,000	1,000,000	-	1,000,000
Total	40,550,269	40,550,269	-	39,970,807
<b>Pitt Community College:</b>				
Current	5,888,438	5,888,438	-	5,809,539
Capital outlay	100,000	100,000	-	100,000
Total	5,988,438	5,988,438	-	5,909,539
Total education	46,538,707	46,538,707	-	45,880,346
<b>Cultural and Recreational:</b>				
Cultural - contracts/grants	38,000	36,000	2,000	38,000
Recreational - contracts/grants	68,730	67,822	908	85,253
Libraries - contracts/grants	631,194	631,194	-	622,718
Total cultural and recreational	737,924	735,016	2,908	745,971

**PITT COUNTY, NORTH CAROLINA**

**GENERAL FUND - GENERAL SERVICES DEPARTMENT  
SCHEDULE OF REVENUES, EXPENDITURES, AND  
CHANGES IN FUND BALANCE - BUDGET AND ACTUAL  
FOR THE YEAR ENDED JUNE 30, 2019  
WITH COMPARATIVE ACTUAL AMOUNTS  
FOR THE YEAR ENDED JUNE 30, 2018**

	<b>2019</b>			<b>2018</b>
	<b>Budget</b>	<b>Actual</b>	<b>Variance Over/Under</b>	<b>Actual</b>
<b>Debt Service:</b>				
Principal repayments	802,898	773,976	28,922	712,416
Interest and fees	31,432	17,031	14,401	16,454
Total debt service	834,330	791,007	43,323	728,870
Total expenditures	103,086,661	99,944,629	3,142,032	101,174,349
Revenues over (under) expenditures	18,786,247	25,002,729	6,216,482	19,945,097
<b>Other Financing Sources (Uses):</b>				
Intrafund transfers in (out):				
Public health from General Fund	(5,262,309)	(5,262,309)	-	(4,199,763)
DSS from General Fund	(9,724,811)	(9,724,811)	-	(9,986,009)
Court facilities from General Fund	(136,336)	(136,336)	-	(132,219)
Mental health	(483,500)	(483,500)	-	(487,500)
Total	(15,606,956)	(15,606,956)	-	(14,805,491)
Operating transfers in (out):				
Special revenue funds	(1,357,203)	(1,329,813)	27,390	(410,236)
Special revenue funds	-	-	-	614,539
Solid waste	559,800	-	(559,800)	-
Debt Service Fund	(6,872,124)	(6,832,276)	39,848	(6,223,906)
Capital project funds	-	550,000	550,000	4,480,978
Internal service funds	(910,000)	(910,000)	-	(944,656)
Total	(8,579,527)	(8,522,089)	57,438	(2,483,281)
Other:				
Installment debt issued	300,000	300,000	-	1,730,000
Appropriated fund balance - General Fund	5,100,236	-	(5,100,236)	-
Total	5,400,236	300,000	(5,100,236)	1,730,000
Total other financing sources (uses)	(18,786,247)	(23,829,045)	(5,042,798)	(15,558,772)
Net change in fund balance	\$ -	\$ 1,173,684	\$ 1,173,684	\$ 4,386,325

PITT COUNTY, NORTH CAROLINA

GENERAL FUND - PUBLIC HEALTH DEPARTMENT  
SCHEDULE OF REVENUES, EXPENDITURES, AND CHANGES  
IN FUND BALANCE - BUDGET AND ACTUAL  
FOR THE YEAR ENDED JUNE 30, 2019  
WITH COMPARATIVE ACTUAL AMOUNTS  
FOR THE YEAR ENDED JUNE 30, 2018

	2019			2018
	Budget	Actual	Variance Over/Under	Actual
<b>Revenues:</b>				
Restricted intergovernmental revenues:				
Administration	\$ 391,453	\$ 392,148	\$ 695	\$ 399,495
Environmental health	181,500	187,992	6,492	187,806
Food and lodging	44,251	44,651	400	48,320
Vector control program	252,591	180,877	(71,714)	-
Maternal & child health cap building	113,750	116,427	2,677	96,054
Tuberculosis	75,398	88,357	12,959	82,818
Nutrition and physical activities	(2,004)	-	2,004	760
Minority diabetes prevention	304,333	303,343	(990)	297,977
Adolescent pregnancy grants	-	-	-	3,120
Healthy Start	239,957	218,078	(21,879)	228,438
Cardiovascular health	128,033	129,541	1,508	124,323
Project assistance	117,072	115,411	(1,661)	117,246
Adult health	14,450	15,066	616	17,719
Health promotion	41,896	38,496	(3,400)	43,704
Breast/cervical cancer prevention	49,215	52,020	2,805	37,230
Farmers' Market nutritional program	1,318	1,318	-	1,008
Communicable disease	204,578	259,324	54,746	209,206
Infant mortality	80,525	72,927	(7,598)	96,176
Child health	163,620	174,019	10,399	197,722
Maternal health	357,805	470,081	112,276	392,670
Family planning	386,319	554,897	168,578	478,856
Maternity care coordination	431,602	337,171	(94,431)	451,167
Child services coordination	371,827	469,312	97,485	373,317
WIC administration	101,498	56,925	(44,573)	28,844
WIC nutrition	423,066	395,893	(27,173)	325,436
WIC breastfeeding	16,030	44,694	28,664	69,658
WIC client services	349,313	428,102	78,789	438,180
Immunization action plan	40,970	47,441	6,471	27,346
Mobile dental unit	65,500	88,896	23,396	24,808
In-home breastfeeding	-	1,032	1,032	37,836
Nurse family partnership	562,381	415,245	(147,136)	596,064
Emergency planning - HD	79,870	79,749	(121)	87,433
Public health special projects	100,000	79,294	(20,706)	93,584
WIC peer counseling	39,892	35,352	(4,540)	34,880
Diabetes Recognition program	51,556	34,159	(17,397)	33,453
Total revenues	5,779,565	5,928,238	148,673	5,682,654

PITT COUNTY, NORTH CAROLINA

GENERAL FUND - PUBLIC HEALTH DEPARTMENT  
SCHEDULE OF REVENUES, EXPENDITURES, AND CHANGES  
IN FUND BALANCE - BUDGET AND ACTUAL  
FOR THE YEAR ENDED JUNE 30, 2019  
WITH COMPARATIVE ACTUAL AMOUNTS  
FOR THE YEAR ENDED JUNE 30, 2018

	2019			2018
	Budget	Actual	Variance Over/Under	Actual
<b>Expenditures:</b>				
Administration	2,963,955	2,662,552	301,403	3,348,793
Environmental health	1,388,684	1,349,222	39,462	1,195,091
Food and lodging	29,751	24,888	4,863	10,775
Vector Control program	336,659	257,783	78,876	76,776
Tuberculosis	80,515	60,629	19,886	44,887
Maternal & child health cap building	113,750	25,953	87,797	28,929
Nutrition and physical activities	(2,004)	-	(2,004)	1,440
Minority diabetes prevention	304,333	305,741	(1,408)	273,871
Vector surveillance	-	-	-	380
Adolescent pregnancy prevention	-	-	-	1,504
Healthy Start	239,957	254,329	(14,372)	233,330
Carolina Access II	-	-	-	167
Smart Start	128,033	127,752	281	125,326
Project assistance	117,072	116,376	696	153,346
Adult health	33,432	31,183	2,249	29,815
Health promotion	257,254	230,414	26,840	235,007
Breast/cervical cancer prevention	70,036	72,635	(2,599)	80,312
Farmers' Market nutritional program	1,318	1,318	-	3,589
Communicable disease	1,004,037	750,365	253,672	767,410
Infant mortality	79,950	81,166	(1,216)	80,362
Child health	286,484	215,058	71,426	237,780
Maternal health	616,084	599,037	17,047	606,692
Family planning	686,521	681,638	4,883	594,639
Maternity care coordination	441,896	452,575	(10,679)	405,688
Child services coordination	407,046	369,687	37,359	392,021
WIC administration	101,906	99,030	2,876	97,214
WIC nutrition	429,130	366,938	62,192	365,828
WIC breastfeeding	68,973	76,411	(7,438)	55,729
WIC client services	433,094	388,255	44,839	353,969
Immunization action plan	41,174	21,049	20,125	20,307
Mobile dental unit	234,849	178,657	56,192	63,195
ABCD project grant	-	-	-	26
Nurse family partnership	562,381	448,594	113,787	414,177
Emergency planning - HD	87,831	87,328	503	84,396
In-home breastfeeding	-	1,032	(1,032)	20,757
Public health special projects	100,000	79,295	20,705	86,255



PITT COUNTY, NORTH CAROLINA

GENERAL FUND - PUBLIC HEALTH DEPARTMENT  
SCHEDULE OF REVENUES, EXPENDITURES, AND CHANGES  
IN FUND BALANCE - BUDGET AND ACTUAL  
FOR THE YEAR ENDED JUNE 30, 2019  
WITH COMPARATIVE ACTUAL AMOUNTS  
FOR THE YEAR ENDED JUNE 30, 2018

	2019			2018
	Budget	Actual	Variance Over/Under	Actual
Bioterrorism team	-	166	(166)	-
WIC peer counseling	40,624	40,249	375	38,855
Diabetes Recognition program	51,556	36,681	14,875	16,185
Total expenditures	11,736,281	10,493,986	1,242,295	10,544,823
Revenues over (under) expenditures	(5,956,716)	(4,565,748)	1,390,968	(4,862,169)
<b>Other Financing Sources (Uses):</b>				
Intrafund transfer from General Fund	5,262,309	5,262,309	-	4,199,763
Appropriated fund balance	694,407	-	(694,407)	-
Total other financing sources (uses)	5,956,716	5,262,309	(694,407)	4,199,763
Net change in fund balance	\$ -	\$ 696,561	\$ 696,561	\$ (662,406)

## PITT COUNTY, NORTH CAROLINA

**GENERAL FUND - SOCIAL SERVICES DEPARTMENT**  
**SCHEDULE OF REVENUES, EXPENDITURES, AND**  
**CHANGES IN FUND BALANCE - BUDGET AND ACTUAL -**  
**FOR THE YEAR ENDED JUNE 30, 2019**  
**WITH COMPARATIVE ACTUAL AMOUNTS**  
**FOR THE YEAR ENDED JUNE 30, 2018**

	2019			2018
	Budget	Actual	Variance Over/Under	Actual
<b>Revenues:</b>				
Unrestricted intergovernmental revenues:				
Fees and grants	\$ 223,000	\$ 305,797	\$ 82,797	\$ 299,079
Restricted intergovernmental revenues	19,136,641	16,874,292	(2,262,349)	16,733,978
Sales and services	221,907	220,721	(1,186)	214,501
Miscellaneous	69,760	93,407	23,647	80,772
Total revenues	19,651,308	17,494,217	(2,157,091)	17,328,330
<b>Expenditures:</b>				
Social services administration	1,598,958	1,809,319	(210,361)	1,658,851
Other administration expenses	2,204,731	2,043,987	160,744	2,025,470
Regular services administration	6,980,565	6,175,419	805,146	5,799,386
Purchased services	356,998	331,378	25,620	1,025,654
Public assistance programs	4,046,093	4,285,771	(239,678)	4,308,254
Long-term screening	109,000	55,696	53,304	61,441
General assistance	243,186	139,206	103,980	163,433
Title IV D Child Support	2,706,396	2,517,043	189,353	2,500,172
WorkFirst	1,364,695	1,075,190	289,505	1,165,448
Daycare	331,855	317,694	14,161	313,602
Income maintenance administration	7,079,996	6,447,574	632,422	6,150,311
Energy programs	2,120,276	1,720,858	399,418	1,860,966
Purchased services HCCBG	300,647	299,908	739	303,217
Total expenditures	29,443,396	27,219,043	2,224,353	27,336,205
Revenues over (under) expenditures	(9,792,088)	(9,724,826)	67,262	(10,007,875)
<b>Other Financing Sources (Uses):</b>				
Intrafund transfer in - General Fund	9,724,811	9,724,811	-	9,986,009
Appropriated fund balance	67,277	-	(67,277)	-
Total other financing sources (uses)	9,792,088	9,724,811	(67,277)	9,986,009
Net change in fund balance	\$ -	\$ (15)	\$ (15)	\$ (21,866)

**PITT COUNTY, NORTH CAROLINA**

**GENERAL FUND - COURT FACILITY DEPARTMENT**  
**SCHEDULE OF REVENUES, EXPENDITURES, AND**  
**CHANGES IN FUND BALANCE - BUDGET AND ACTUAL**  
**FOR THE YEAR ENDED JUNE 30, 2019**  
**WITH COMPARATIVE ACTUAL AMOUNTS**  
**FOR THE YEAR ENDED JUNE 30, 2018**

	<b>2019</b>			<b>2018</b>
	<b>Budget</b>	<b>Actual</b>	<b>Variance Over/Under</b>	<b>Actual</b>
<b>Revenues:</b>				
Permits and fees:				
Court facility fees	\$ 220,000	\$ 240,323	\$ 20,323	\$ 203,776
Investment earnings	2,000	4,071	2,071	2,282
Total revenues	<u>222,000</u>	<u>244,394</u>	<u>22,394</u>	<u>206,058</u>
<b>Expenditures:</b>				
Public safety:				
Salaries and employee benefits	69,336	69,431	(95)	67,525
Operating expenses	<u>289,000</u>	<u>286,475</u>	<u>2,525</u>	<u>271,585</u>
Total expenditures	<u>358,336</u>	<u>355,906</u>	<u>2,430</u>	<u>339,110</u>
Revenues over (under) expenditures	(136,336)	(111,512)	24,824	(133,052)
<b>Other Financing Sources (Uses):</b>				
Intrafund transfer in - General Fund	<u>136,336</u>	<u>136,336</u>	<u>-</u>	<u>132,219</u>
Net change in fund balance	<u>\$ -</u>	<u>\$ 24,824</u>	<u>\$ 24,824</u>	<u>\$ (833)</u>

**PITT COUNTY, NORTH CAROLINA**

**GENERAL FUND - MENTAL HEALTH DEPARTMENT**  
**SCHEDULE OF REVENUES, EXPENDITURES, AND**  
**CHANGES IN FUND BALANCE - BUDGET AND ACTUAL -**  
**FOR THE YEAR ENDED JUNE 30, 2019**  
**WITH COMPARATIVE ACTUAL AMOUNTS**  
**FOR THE YEAR ENDED JUNE 30, 2018**

	<b>2019</b>			<b>2018</b>
	<b>Budget</b>	<b>Actual</b>	<b>Variance Over/Under</b>	<b>Actual</b>
<b>Revenues:</b>				
Restricted intergovernmental revenues:				
General agency - administration	\$ 180,595	\$ 176,163	\$ (4,432)	\$ 158,544
<b>Expenditures:</b>				
General agency	664,095	664,095	-	646,387
Revenues over (under) expenditures	(483,500)	(487,932)	(4,432)	(487,843)
<b>Other Financing Sources (Uses):</b>				
Intrafund transfer in - General Fund	483,500	483,500	-	487,500
Net change in fund balance	\$ -	\$ (4,432)	\$ (4,432)	\$ (343)

*This page left blank intentionally.*

## SPECIAL REVENUE FUNDS

Special Revenue Funds account for the proceeds of specified revenue sources that are legally restricted to be expended for specific purposes. These funds are accounted for on the modified accrual basis of accounting.

The following comprise the County's Special Revenue Funds:

- **State/Federal Asset Forfeiture Fund** – Accounts for the funds appropriated from seizure/forfeiture cases and restricted for the Sheriff's use.
- **CDBG Special Revenue Fund** – Accounts for proceeds of a multi-year Community Development Block Grant (CDBG) to improve substandard housing.
- **CDBG Single Family Rehabilitation Fund** – Accounts for proceeds of a multi-year Community Development Block Grant (CDBG) to improve single family houses.
- **Grants Fund** – Accounts for special purpose grant funding.
- **Pitt Area Transit System (PATs) Fund** – Accounts used to operate the County transportation system.
- **Fire Districts Fund** – Approved by voter referendum to provide additional funds for capital improvements to ensure better fire protection.
- **EMS District Fund** – Accounts for the funds used to operate the County's Emergency Medical Services.
- **Emergency Telephone System Fund** – Established to account for the accumulation of telephone surcharge fees used to maintain the County's E911 Center.
- **Subdivision Improvements Fund** – Accounts established to track the subdivision road improvements.
- **Hurricane Relief Fund** – Accounts established to track funds used for hurricane related spending.
- **Hurricane Grant Program Fund** – Accounts established to track grant funds used for hurricane related spending.

PITT COUNTY, NORTH CAROLINA

COMBINING BALANCE SHEET  
NONMAJOR SPECIAL REVENUE FUNDS  
JUNE 30, 2019

	<i>Schedule C-3</i>	<i>Schedule C-4</i>	<i>Schedule C-5</i>	<i>Schedule C-6</i>	<i>Schedule C-7</i>	<i>Schedule C-8</i>
	<b>State/Federal Forfeiture Fund</b>	<b>CDBG Special Revenue Fund</b>	<b>CDBG Single Family Rehab Special Revenue Fund</b>	<b>Grants Fund</b>	<b>Pitt Area Transit System Special Revenue Fund</b>	<b>Fire Districts Fund</b>
<b>Assets:</b>						
Cash, cash equivalents, and investments	\$ 67,709	\$ 36,367	\$ 19,409	\$ 146,432	\$ 49,120	\$ 113,782
Taxes receivable, net	-	-	-	-	-	51,353
Accounts receivable, net	-	118,774	-	241,775	145,081	-
Prepaid items	-	-	-	3,252	-	-
Total assets	<u>\$ 67,709</u>	<u>\$ 155,141</u>	<u>\$ 19,409</u>	<u>\$ 391,459</u>	<u>\$ 194,201</u>	<u>\$ 165,135</u>
<b>Liabilities, Deferred Inflows of Resources, and Fund Balances:</b>						
<b>Liabilities:</b>						
Accounts payable	\$ -	\$ -	\$ -	\$ 62,971	\$ 21,287	\$ 33,736
Due to other funds	-	-	-	-	-	-
Total liabilities	-	-	-	62,971	21,287	33,736
<b>Deferred Inflows of Resources:</b>						
Taxes receivable	-	-	-	-	-	51,353
Other receivables	-	-	-	27,357	-	-
Total deferred inflows of resources	-	-	-	27,357	-	51,353
<b>Fund Balances:</b>						
Non-spendable - prepaid items	-	-	-	3,252	-	-
Restricted for stabilization by state statute	-	118,774	-	214,418	145,081	-
Restricted	67,709	-	19,409	-	-	80,046
Committed	-	36,367	-	83,461	27,833	-
Unassigned	-	-	-	-	-	-
Total fund balances	<u>67,709</u>	<u>155,141</u>	<u>19,409</u>	<u>301,131</u>	<u>172,914</u>	<u>80,046</u>
Total liabilities, deferred inflows of resources, and fund balance	<u>\$ 67,709</u>	<u>\$ 155,141</u>	<u>\$ 19,409</u>	<u>\$ 391,459</u>	<u>\$ 194,201</u>	<u>\$ 165,135</u>

PITT COUNTY, NORTH CAROLINA

COMBINING BALANCE SHEET  
NONMAJOR SPECIAL REVENUE FUNDS  
JUNE 30, 2019

	<i>Schedule C-9</i>	<i>Schedule C-10</i>	<i>Schedule C-11</i>	<i>Schedule C-12</i>	<i>Schedule C-13</i>	
	<b>EMS District Fund</b>	<b>Emergency Telephone System Fund</b>	<b>Subdivision Street Improvements Fund</b>	<b>Hurricane Relief Fund</b>	<b>Hurricane Grant Program Fund</b>	<b>Total</b>
<b>Assets:</b>						
Cash, cash equivalents, and investments	\$ 985,666	\$ 114,876	\$ 141,667	\$ -	\$ 16,758	\$ 1,691,786
Taxes receivable, net	65,468	-	-	-	-	116,821
Accounts receivable, net	339,161	43,929	-	348,655	-	1,237,375
Prepaid items	97,525	-	-	-	-	100,777
Total assets	<u>\$ 1,487,820</u>	<u>\$ 158,805</u>	<u>\$ 141,667</u>	<u>\$ 348,655</u>	<u>\$ 16,758</u>	<u>\$ 3,146,759</u>
<b>Liabilities, Deferred Inflows of Resources, and Fund Balances:</b>						
<b>Liabilities:</b>						
Accounts payable	\$ 20,064	\$ 8,619	\$ -	\$ -	\$ -	\$ 146,677
Due to other funds	-	-	-	339,484	-	339,484
Total liabilities	<u>20,064</u>	<u>8,619</u>	<u>-</u>	<u>339,484</u>	<u>-</u>	<u>486,161</u>
<b>Deferred Inflows of Resources:</b>						
Taxes receivable	65,468	-	-	-	-	116,821
Other receivables	322,951	57	-	16,603	-	366,968
Total deferred inflows of resources	<u>388,419</u>	<u>57</u>	<u>-</u>	<u>16,603</u>	<u>-</u>	<u>483,789</u>
<b>Fund Balances:</b>						
Non-spendable - prepaid items	97,525	-	-	-	-	100,777
Restricted for stabilization by state statute	16,210	43,872	-	332,052	-	870,407
Restricted	965,602	106,257	141,667	-	-	1,380,690
Committed	-	-	-	-	16,758	164,419
Unassigned	-	-	-	(339,484)	-	(339,484)
Total fund balances	<u>1,079,337</u>	<u>150,129</u>	<u>141,667</u>	<u>(7,432)</u>	<u>16,758</u>	<u>2,176,809</u>
Total liabilities, deferred inflows of resources, and fund balance	<u>\$ 1,487,820</u>	<u>\$ 158,805</u>	<u>\$ 141,667</u>	<u>\$ 348,655</u>	<u>\$ 16,758</u>	<u>\$ 3,146,759</u>



PITT COUNTY, NORTH CAROLINA

COMBINING STATEMENT OF REVENUES, EXPENDITURES, AND  
CHANGES IN FUND BALANCES - NONMAJOR SPECIAL REVENUE FUNDS  
FOR THE YEAR ENDED JUNE 30, 2019

	<i>Schedule C-3</i>	<i>Schedule C-4</i>	<i>Schedule C-5</i>	<i>Schedule C-6</i>	<i>Schedule C-7</i>	<i>Schedule C-8</i>
	State/Federal	CDBG	CDBG Single		Pitt Area	
	Forfeiture	Special	Family Rehab	Grants	Transit System	Fire
	Fund	Revenue	Special Revenue	Fund	Special Revenue	Districts
	Fund	Fund	Fund	Fund	Fund	Fund
<b>Revenues:</b>						
Ad valorem taxes	\$ -	\$ -	\$ -	\$ -	\$ -	\$ 2,715,415
Restricted intergovernmental revenues	56,169	1,158,271	61,875	2,716,365	1,392,265	-
Sales and services	-	-	-	-	101,005	-
Investment earnings	9,598	-	-	-	-	-
Miscellaneous	-	-	-	-	-	-
Total revenues	<u>65,767</u>	<u>1,158,271</u>	<u>61,875</u>	<u>2,716,365</u>	<u>1,493,270</u>	<u>2,715,415</u>
<b>Expenditures:</b>						
Current:						
General government	-	-	-	-	-	-
Public safety	355,014	-	-	-	-	2,687,245
Economic and physical development	-	1,003,130	60,357	2,768,329	1,461,434	-
Total expenditures	<u>355,014</u>	<u>1,003,130</u>	<u>60,357</u>	<u>2,768,329</u>	<u>1,461,434</u>	<u>2,687,245</u>
Revenues over (under) expenditures	<u>(289,247)</u>	<u>155,141</u>	<u>1,518</u>	<u>(51,964)</u>	<u>31,836</u>	<u>28,170</u>
<b>Other Financing Sources (Uses):</b>						
Transfers in	-	-	-	132,495	65,281	-
Transfers (out)	-	-	-	-	(5,258)	-
Total other financing sources (uses)	<u>-</u>	<u>-</u>	<u>-</u>	<u>132,495</u>	<u>60,023</u>	<u>-</u>
Net change in fund balances	<u>(289,247)</u>	<u>155,141</u>	<u>1,518</u>	<u>80,531</u>	<u>91,859</u>	<u>28,170</u>
<b>Fund Balances:</b>						
Beginning of year - July 1	<u>356,956</u>	<u>-</u>	<u>17,891</u>	<u>220,600</u>	<u>81,055</u>	<u>51,876</u>
End of year - June 30	<u>\$ 67,709</u>	<u>\$ 155,141</u>	<u>\$ 19,409</u>	<u>\$ 301,131</u>	<u>\$ 172,914</u>	<u>\$ 80,046</u>

PITT COUNTY, NORTH CAROLINA

COMBINING STATEMENT OF REVENUES, EXPENDITURES, AND  
CHANGES IN FUND BALANCES - NONMAJOR SPECIAL REVENUE FUNDS  
FOR THE YEAR ENDED JUNE 30, 2019

	<i>Schedule C-9</i>	<i>Schedule C-10</i>	<i>Schedule C-11</i>	<i>Schedule C-12</i>	<i>Schedule C-13</i>	
	EMS	Emergency	Subdivision	Hurricane	Hurricane	
	District	Telephone	Improvements	Relief	Grant	
	Fund	System	Fund	Fund	Program	Total
	Fund	Fund	Fund	Fund	Fund	
<b>Revenues:</b>						
Ad valorem taxes	\$ 2,997,280	\$ -	\$ -	\$ -	\$ -	\$ 5,712,695
Restricted intergovernmental revenues	-	-	-	-	534,527	5,919,472
Sales and services	2,398,185	527,143	-	-	-	3,026,333
Investment earnings	14,154	14,077	-	-	-	37,829
Miscellaneous	14,300	-	10,691	332,052	-	357,043
Total revenues	5,423,919	541,220	10,691	332,052	534,527	15,053,372
<b>Expenditures:</b>						
Current:						
General government	-	-	-	339,484	-	339,484
Public safety	6,028,597	555,267	-	-	-	9,626,123
Economic and physical development	-	-	411,522	-	517,769	6,222,541
Total expenditures	6,028,597	555,267	411,522	339,484	517,769	16,188,148
Revenues over (under) expenditures	(604,678)	(14,047)	(400,831)	(7,432)	16,758	(1,134,776)
<b>Other Financing Sources (Uses):</b>						
Transfers in	-	-	429,126	-	-	626,902
Transfers (out)	-	-	-	-	-	(5,258)
Total other financing sources (uses)	-	-	429,126	-	-	621,644
Net change in fund balances	(604,678)	(14,047)	28,295	(7,432)	16,758	(513,132)
<b>Fund Balances:</b>						
Beginning of year - July 1	1,684,015	164,176	113,372	-	-	2,689,941
End of year - June 30	\$ 1,079,337	\$ 150,129	\$ 141,667	\$ (7,432)	\$ 16,758	\$ 2,176,809

**PITT COUNTY, NORTH CAROLINA**

**STATE/FEDERAL FORFEITURE FUND**  
**SCHEDULE OF REVENUES, EXPENDITURES, AND**  
**CHANGES IN FUND BALANCE - BUDGET AND ACTUAL -**  
**FOR THE YEAR ENDED JUNE 30, 2019**  
**WITH COMPARATIVE ACTUAL AMOUNTS**  
**FOR THE YEAR ENDED JUNE 30, 2018**

	<b>2019</b>			<b>2018</b>
	<b>Budget</b>	<b>Actual</b>	<b>Variance Over/Under</b>	<b>Actual</b>
<b>Revenues:</b>				
Restricted intergovernmental revenues:				
Federal asset seizure funds	\$ 10,773	\$ 12,246	\$ 1,473	\$ 14,569
Federal/State excise tax	43,922	43,923	1	53,668
Investment earnings	-	9,598	9,598	3,978
Miscellaneous revenue	-	-	-	6,669
Total revenues	<u>54,695</u>	<u>65,767</u>	<u>11,072</u>	<u>78,884</u>
<b>Expenditures:</b>				
Public safety	<u>411,651</u>	<u>355,014</u>	<u>56,637</u>	<u>20,927</u>
Revenues over (under) expenditures	<u>(356,956)</u>	<u>(289,247)</u>	<u>67,709</u>	<u>57,957</u>
<b>Other Financing Sources (Uses):</b>				
Appropriated fund balance	<u>356,956</u>	<u>-</u>	<u>(356,956)</u>	<u>-</u>
Total other financing sources (uses)	<u>356,956</u>	<u>-</u>	<u>(356,956)</u>	<u>-</u>
Net change in fund balance	<u>\$ -</u>	<u>(289,247)</u>	<u>\$ (289,247)</u>	<u>\$ 57,957</u>
<b>Fund Balance:</b>				
Beginning of year - July 1		<u>356,956</u>		
End of year - June 30		<u>\$ 67,709</u>		

**PITT COUNTY, NORTH CAROLINA****CDBG SPECIAL REVENUE FUND****SCHEDULE OF REVENUES AND EXPENDITURES -  
BUDGET AND ACTUAL - FROM INCEPTION AND  
FOR THE YEAR ENDED JUNE 30, 2019**

		<b>Actual</b>		
	<b>Project Authorization</b>	<b>Prior Years</b>	<b>Current Year</b>	<b>Total To Date</b>
<b>Revenues:</b>				
Restricted intergovernmental revenues:				
CDBG prior years	\$ 1,400,000	\$ 1,297,855	\$ -	\$ 1,297,855
CDBG 2013-2014	225,000	150,764	-	150,764
CDBG 2014-2015	3,000,000	2,596,901	403,099	3,000,000
CDBG 2018-2019	2,000,000	-	755,172	755,172
Miscellaneous	535,069	-	-	-
Total revenues	<u>7,160,069</u>	<u>4,045,520</u>	<u>1,158,271</u>	<u>5,203,791</u>
<b>Expenditures:</b>				
CDBG prior years	1,373,641	1,300,927	-	1,300,927
CDBG 2013-2014	225,000	148,276	-	148,276
CDBG 2016-2017	3,583,428	2,599,817	828,126	3,427,943
CDBG 2018-2019	<u>2,000,000</u>	<u>-</u>	<u>175,004</u>	<u>175,004</u>
Total expenditures	<u>7,182,069</u>	<u>4,049,020</u>	<u>1,003,130</u>	<u>5,052,150</u>
Revenues over (under) expenditures	(22,000)	(3,500)	155,141	151,641
<b>Other Financing Sources (Uses):</b>				
Transfers in	<u>22,000</u>	<u>3,500</u>	<u>-</u>	<u>3,500</u>
Net change in fund balance	<u>\$ -</u>	<u>\$ -</u>	<u>\$ 155,141</u>	<u>\$ 155,141</u>

**PITT COUNTY, NORTH CAROLINA**

**CDBG SINGLE FAMILY REHABILITATION FUND**  
**SCHEDULE OF REVENUES AND EXPENDITURES -**  
**BUDGET AND ACTUAL - FROM INCEPTION AND**  
**FOR THE YEAR ENDED JUNE 30, 2019**

		Actual		
	Project Authorization	Prior Years	Current Year	Total To Date
Revenues:				
Restricted intergovernmental revenues:				
Federal grants	\$ 818,263	\$ 568,762	\$ 61,875	\$ 630,637
Expenditures:				
Single family rehabilitation	818,263	550,871	60,357	611,228
Net change in fund balance	\$ -	\$ 17,891	\$ 1,518	\$ 19,409

**PITT COUNTY, NORTH CAROLINA****GRANTS FUND**

**SCHEDULE OF REVENUES, EXPENDITURES, AND  
CHANGES IN FUND BALANCE - BUDGET AND ACTUAL -  
FOR THE YEAR ENDED JUNE 30, 2019  
WITH COMPARATIVE ACTUAL AMOUNTS  
FOR THE YEAR ENDED JUNE 30, 2018**

	<b>2019</b>			<b>2018</b>
	<b>Budget</b>	<b>Actual</b>	<b>Variance Over/Under</b>	<b>Actual</b>
<b>Revenues:</b>				
Restricted intergovernmental revenues:				
Grants	\$ 4,011,036	\$ 2,716,365	\$ (1,294,671)	\$ 2,666,753
<b>Expenditures:</b>				
Economic and physical development:				
Salaries and benefits	1,558,571	865,076	693,495	644,599
Operating expenses	2,591,573	1,903,253	688,320	2,173,674
Total expenditures	4,150,144	2,768,329	1,381,815	2,818,273
Revenues over (under) expenditures	(138,054)	(51,964)	86,090	(151,520)
<b>Other Financing Sources (Uses):</b>				
Transfers in (out)	132,495	132,495	-	145,670
Appropriated fund balance	5,559	-	(5,559)	-
Total other financing sources (uses)	138,054	132,495	(5,559)	145,670
Net change in fund balance	\$ -	80,531	\$ 80,531	\$ (5,850)
<b>Fund Balance:</b>				
Beginning of year - July 1		220,600		
End of year - June 30		\$ 301,131		

**PITT COUNTY, NORTH CAROLINA**

**PITT AREA TRANSIT SYSTEM SPECIAL REVENUE FUND**  
**SCHEDULE OF REVENUES, EXPENDITURES, AND**  
**CHANGES IN FUND BALANCE - BUDGET AND ACTUAL -**  
**FOR THE YEAR ENDED JUNE 30, 2019**  
**WITH COMPARATIVE ACTUAL AMOUNTS**  
**FOR THE YEAR ENDED JUNE 30, 2018**

	<b>2019</b>			<b>2018</b>
	<b>Budget</b>	<b>Actual</b>	<b>Variance Over/Under</b>	<b>Actual</b>
<b>Revenues:</b>				
Restricted intergovernmental revenues	\$ 1,311,807	\$ 1,392,265	\$ 80,458	\$ 1,166,731
Sales and services	58,058	101,005	42,947	65,082
Total revenues	<u>1,369,865</u>	<u>1,493,270</u>	<u>123,405</u>	<u>1,231,813</u>
<b>Expenditures:</b>				
Economic and physical development:				
DOT administrative grant	<u>1,429,888</u>	<u>1,461,434</u>	<u>(31,546)</u>	<u>1,286,119</u>
Revenues over (under) expenditures	<u>(60,023)</u>	<u>31,836</u>	<u>91,859</u>	<u>(54,306)</u>
<b>Other Financing Sources (Uses):</b>				
Transfers in	65,281	65,281	-	65,281
Transfers (out)	<u>(5,258)</u>	<u>(5,258)</u>	<u>-</u>	<u>(5,313)</u>
Total other financing sources (uses)	<u>60,023</u>	<u>60,023</u>	<u>-</u>	<u>59,968</u>
Net change in fund balance	<u>\$ -</u>	<u>91,859</u>	<u>\$ 91,859</u>	<u>\$ 5,662</u>
<b>Fund Balance:</b>				
Beginning of year - July 1		<u>81,055</u>		
End of year - June 30		<u>\$ 172,914</u>		

## PITT COUNTY, NORTH CAROLINA

**FIRE DISTRICTS FUND**  
**SCHEDULE OF REVENUES, EXPENDITURES, AND**  
**CHANGES IN FUND BALANCE - BUDGET AND ACTUAL**  
**FOR THE YEAR ENDED JUNE 30, 2019**  
**WITH COMPARATIVE ACTUAL AMOUNTS**  
**FOR THE YEAR ENDED JUNE 30, 2018**

	<u>2019</u>			<u>2018</u>
	<u>Budget</u>	<u>Actual</u>	<u>Variance Over/Under</u>	<u>Actual</u>
<b>Revenues:</b>				
Ad valorem taxes	\$ 2,762,833	\$ 2,715,415	\$ (47,418)	\$ 2,551,360
<b>Expenditures:</b>				
Public safety	<u>2,762,833</u>	<u>2,687,245</u>	<u>75,588</u>	<u>2,551,262</u>
Net change in fund balance	<u>\$ -</u>	28,170	<u>\$ 28,170</u>	<u>\$ 98</u>
<b>Fund Balance:</b>				
Beginning of year - July 1		<u>51,876</u>		
End of year - June 30		<u>\$ 80,046</u>		



**PITT COUNTY, NORTH CAROLINA****EMS DISTRICT FUND**

**SCHEDULE OF REVENUES, EXPENDITURES, AND  
CHANGES IN FUND BALANCE - BUDGET AND ACTUAL -  
FOR THE YEAR ENDED JUNE 30, 2019  
WITH COMPARATIVE ACTUAL AMOUNTS  
FOR THE YEAR ENDED JUNE 30, 2018**

	<b>2019</b>			<b>2018</b>
	<b>Budget</b>	<b>Actual</b>	<b>Variance Over/Under</b>	<b>Actual</b>
<b>Revenues:</b>				
Ad valorem taxes	\$ 3,035,065	\$ 2,997,280	\$ (37,785)	\$ 2,907,676
Investment income	-	14,154	14,154	12,178
Transport fees	2,727,462	2,398,185	(329,277)	2,573,029
Miscellaneous	-	14,300	14,300	2,500
Total revenues	<u>5,762,527</u>	<u>5,423,919</u>	<u>(338,608)</u>	<u>5,495,383</u>
<b>Expenditures:</b>				
Public safety	<u>6,329,506</u>	<u>6,028,597</u>	<u>300,909</u>	<u>5,524,150</u>
Revenues over (under) expenditures	(566,979)	(604,678)	(37,699)	(28,767)
<b>Other Financing Sources (Uses):</b>				
Appropriated fund balance	<u>566,979</u>	<u>-</u>	<u>(566,979)</u>	<u>-</u>
Net change in fund balance	<u>\$ -</u>	<u>(604,678)</u>	<u>\$ (604,678)</u>	<u>\$ (28,767)</u>
<b>Fund Balance:</b>				
Beginning of year - July 1		<u>1,684,015</u>		
End of year - June 30		<u>\$ 1,079,337</u>		

**PITT COUNTY, NORTH CAROLINA**

**EMERGENCY TELEPHONE SYSTEM FUND**  
**SCHEDULE OF REVENUES, EXPENDITURES, AND**  
**CHANGES IN FUND BALANCE - BUDGET AND ACTUAL -**  
**FOR THE YEAR ENDED JUNE 30, 2019**  
**WITH COMPARATIVE ACTUAL AMOUNTS**  
**FOR THE YEAR ENDED JUNE 30, 2018**

	<b>2019</b>			<b>2018</b>
	<b>Budget</b>	<b>Actual</b>	<b>Variance Over/Under</b>	<b>Actual</b>
<b>Revenues:</b>				
Sales and services - wireless fees	\$ 527,143	\$ 527,143	\$ -	\$ 941,835
Investment earnings	-	14,077	14,077	12,784
Total revenues	<u>527,143</u>	<u>541,220</u>	<u>14,077</u>	<u>954,619</u>
<b>Expenditures:</b>				
Public safety:				
E911 operations	45,266	-	45,266	-
Implementation functions	146,857	146,857	-	192,674
Telephone and furniture	173,509	173,509	-	429,963
Software maintenance	182,908	182,908	-	40,703
Hardware maintenance	46,624	46,624	-	617,164
Training	5,369	5,369	-	8,210
Total expenditures	<u>600,533</u>	<u>555,267</u>	<u>45,266</u>	<u>1,288,714</u>
Revenues over (under) expenditures	<u>(73,390)</u>	<u>(14,047)</u>	<u>59,343</u>	<u>(334,095)</u>
<b>Other Financing Sources (Uses):</b>				
Transfers out	-	-	-	(681,000)
Transfers in	27,390	-	(27,390)	64,178
Appropriated fund balance	<u>46,000</u>	<u>-</u>	<u>(46,000)</u>	<u>-</u>
Total other financing sources (uses)	<u>73,390</u>	<u>-</u>	<u>(73,390)</u>	<u>(616,822)</u>
Net change in fund balance	<u>\$ -</u>	<u>(14,047)</u>	<u>\$ (14,047)</u>	<u>\$ (950,917)</u>
<b>Fund Balance:</b>				
Beginning of year - July 1		<u>164,176</u>		
End of year - June 30		<u>\$ 150,129</u>		

**PITT COUNTY, NORTH CAROLINA**

**SUBDIVISION IMPROVEMENTS FUND**  
**SCHEDULE OF REVENUES AND EXPENDITURES -**  
**BUDGET AND ACTUAL - FROM INCEPTION AND**  
**FOR THE YEAR ENDED JUNE 30, 2019**

		<b>Actual</b>		
	<b><u>Project Authorization</u></b>	<b><u>Prior Years</u></b>	<b><u>Current Year</u></b>	<b><u>Total to Date</u></b>
<b>Revenues:</b>				
Restricted intergovernmental revenues:				
Miscellaneous	\$ -	\$ -	\$ 10,691	\$ 10,691
<b>Expenditures:</b>				
Woodmoor Paving	649,126	106,628	411,522	518,150
Revenues over (under) expenditures	(649,126)	(106,628)	(400,831)	(507,459)
<b>Other Financing Sources (Uses):</b>				
Transfers in	649,126	220,000	429,126	649,126
Net change in fund balance	\$ -	\$ 113,372	\$ 28,295	\$ 141,667

## PITT COUNTY, NORTH CAROLINA

## HURRICANE RELIEF FUND

SCHEDULE OF REVENUES AND EXPENDITURES -  
BUDGET AND ACTUAL - FROM INCEPTION AND  
FOR THE YEAR ENDED JUNE 30, 2019

		Actual		
	Project Authorization	Prior Years	Current Year	Total to Date
<b>Revenues:</b>				
Restricted intergovernmental revenues:				
FEMA reimbursement	\$ 822,537	\$ 1,107,979	\$ 332,052	\$ 1,440,031
Miscellaneous	10,386	-	-	-
Total revenues	832,923	1,107,979	332,052	1,440,031
<b>Expenditures:</b>				
Hurricane mitigation program expenditures	954,023	580,714	339,484	920,198
Revenues over (under) expenditures	(121,100)	527,265	(7,432)	519,833
<b>Other Financing Sources (Uses):</b>				
Transfers in	121,100	87,274	-	87,274
Transfers (out)	-	(614,539)	-	(614,539)
Total other financing sources (uses)	121,100	(527,265)	-	(527,265)
Net change in fund balance	\$ -	\$ -	\$ (7,432)	\$ (7,432)

**PITT COUNTY, NORTH CAROLINA**

**HURRICANE GRANT PROGRAM FUND**  
**SCHEDULE OF REVENUES AND EXPENDITURES -**  
**BUDGET AND ACTUAL - FROM INCEPTION AND**  
**FOR THE YEAR ENDED JUNE 30, 2019**

		<u>Actual</u>		
	<u>Project Authorization</u>	<u>Prior Years</u>	<u>Current Year</u>	<u>Total to Date</u>
<b>Revenues:</b>				
Restricted intergovernmental revenues:				
Hazard Mitigation Grant	\$ 2,137,273	\$ 339,896	\$ 534,527	\$ 874,423
<b>Expenditures:</b>				
Hazard mitigation program expenditures	<u>2,137,273</u>	<u>339,896</u>	<u>517,769</u>	<u>857,665</u>
Net change in fund balance	<u>\$ -</u>	<u>\$ -</u>	<u>\$ 16,758</u>	<u>\$ 16,758</u>

## CAPITAL PROJECT FUNDS

Capital Projects Funds are used to account for the acquisition and construction of major capital facilities. The capital projects shown in the accompanying supplementary information are adopted for the life of the project.

The following comprise the County's Capital Projects Funds:

- **2016 Limited Obligation Bonds (Major)** – Established to account for funds used to acquire, construct, renovate, expand and equip various public school facilities in the County.
- **School Capital Reserve Fund (Major)** – Accounts for funds appropriated from local sales tax proceeds and used to cover costs associated with school capital outlay and school debt service.
- **Communication Expansion Phase II Project Fund** – Established to account for proceeds of bank loan for the improvement and enhancement of county-wide communications system.
- **Community Schools and Recreation Capital Project** – Accounts for funds appropriated to construct the Community Schools and Recreation Facility on County Home Road.
- **School Improvement Capital Project** – Established to account for funds appropriated from local funds on a pay as you go basis over a period of five years to renovate and construct new school facilities.
- **Industrial Development Building Projects** – Established to account for building projects by the Development Commission.
- **County Capital Reserve Fund** – Accounts for funds appropriated from local sales tax proceeds and used to cover costs associated with outlay and debt service used for both schools and community college.
- **Pitt Community College 2014 GO Bond** – Established to account for funds used to construct, renovate, expand and improve facilities for the Community College including a new science building and a law enforcement training facility.
- **Indigreen Improvements Fund** - Established to account for street improvements and sewer extension in the Indigreen corporate park
- **2016B Limited Obligation Bond Fund** - Established to account for proceeds for partial refunding of Series 2009 & 2010A LOBS and new money to improve PCC Everette Building and construction of the Construction & Demolition Recycling Facility for Solid Waste.
- **Capital Reserve Fund** - Accounts for funds appropriated from sales of capital assets and funding of capital improvements.
- **Animal Shelter Improvements Fund** - Established to account for animal shelter capital improvements.
- **PCC Maintenance Project Fund** - Established to account for PCC maintenance spending.
- **911 Back Up PSAP Center Fund** - Established to account for capital spending for upgraded 911 back up PSAP Center.

*This page left blank intentionally.*

**PITT COUNTY, NORTH CAROLINA**

**2016 LIMITED OBLIGATION BONDS - MAJOR  
SCHEDULE OF REVENUES AND EXPENDITURES -  
BUDGET AND ACTUAL  
FROM INCEPTION AND FOR THE YEAR ENDED JUNE 30, 2019**

		<b>Actual</b>		
	<b>Project Authorization</b>	<b>Prior Years</b>	<b>Current Year</b>	<b>Total To Date</b>
<b>Revenues:</b>				
Restricted intergovernmental	\$ -	\$ 237,925	\$ 83,553	\$ 321,478
Investment income	282,998	198,737	84,832	283,569
Sales tax refund	321,478	-	-	-
Total revenues	604,476	436,662	168,385	605,047
<b>Expenditures:</b>				
Capital outlay:				
General construction	19,197,160	19,358,930	1,282,554	20,641,484
Architect/engineering	1,444,871	-	-	-
Issuance fees	362,615	362,615	-	362,615
Total expenditures	21,004,646	19,721,545	1,282,554	21,004,099
Revenues over (under) expenditures	(20,400,170)	(19,284,883)	(1,114,169)	(20,399,052)
<b>Other Financing Sources (Uses):</b>				
Debt obligation issued	17,795,000	17,795,000	-	17,795,000
Premium	2,605,170	2,605,170	-	2,605,170
Total other financing sources (uses)	20,400,170	20,400,170	-	20,400,170
Net change in fund balance	\$ -	\$ 1,115,287	\$ (1,114,169)	\$ 1,118

**Note:**

This project was capitalized as a capital asset under the category of "Construction In Progress".



**PITT COUNTY, NORTH CAROLINA****SCHOOL CAPITAL RESERVE FUND - MAJOR  
SCHEDULE OF REVENUES, EXPENDITURES, AND  
CHANGES IN FUND BALANCE - BUDGET AND ACTUAL  
FOR THE YEAR ENDED JUNE 30, 2019**

	<u>Budget</u>	<u>Actual</u>	<u>Variance Over/Under</u>
<b>Revenues:</b>			
Other taxes and licenses	\$ 4,529,782	\$ 7,292,817	\$ 2,763,035
Restricted intergovernmental revenues	<u>1,600,000</u>	<u>2,110,661</u>	<u>510,661</u>
Total revenues	<u>6,129,782</u>	<u>9,403,478</u>	<u>3,273,696</u>
 Revenues over (under) expenditures	 6,129,782	 9,403,478	 3,273,696
<b>Other Financing Sources (Uses):</b>			
Transfer (out)	<u>(6,129,782)</u>	<u>(6,129,782)</u>	<u>-</u>
 Net change in fund balance	 <u>\$ -</u>	 3,273,696	 <u>\$ 3,273,696</u>
 <b>Fund Balance:</b>			
Beginning of year - July 1		<u>11,108,453</u>	
 End of year - June 30		 <u>\$ 14,382,149</u>	

*This page left blank intentionally.*

PITT COUNTY, NORTH CAROLINA

COMBINING BALANCE SHEET  
NONMAJOR CAPITAL PROJECT FUNDS  
JUNE 30, 2019

	<i>Schedule D-5</i> <b>Communication Expansion Phase II Capital Project Fund</b>	<i>Schedule D-6</i> <b>Community Schools and Recreation Capital Project Fund</b>	<i>Schedule D-7</i> <b>School Improvement Capital Project Fund</b>	<i>Schedule D-8</i> <b>Industrial Development Building Fund</b>	<i>Schedule D-9</i> <b>County Capital Reserve Fund</b>	<i>Schedule D-10</i> <b>Pitt Community College 2014 GO Bond Capital Project Fund</b>
<b>Assets:</b>						
Cash, cash equivalents, and investments	\$ 1,110,465	\$ 36,172	\$ 568,222	\$ 170,050	\$ 1,435,390	\$ 294,865
Cash and investments, restricted	348,882	-	-	-	-	-
Due from other governments	-	-	-	-	1,582,263	-
Total assets	<u>\$ 1,459,347</u>	<u>\$ 36,172</u>	<u>\$ 568,222</u>	<u>\$ 170,050</u>	<u>\$ 3,017,653</u>	<u>\$ 294,865</u>
<b>Liabilities and Fund Balances:</b>						
<b>Liabilities:</b>						
Accounts payable	\$ -	\$ 18,880	\$ 170,428	\$ -	\$ -	\$ -
Due to other funds	-	-	-	-	-	-
Retainage payable	-	1,737	-	-	-	-
Total liabilities	<u>-</u>	<u>20,617</u>	<u>170,428</u>	<u>-</u>	<u>-</u>	<u>-</u>
<b>Fund Balances:</b>						
Restricted for stabilization by state statute	-	-	-	-	1,582,263	-
Restricted	348,882	-	-	-	-	-
Committed	1,110,465	15,555	-	-	1,435,390	294,865
Assigned	-	-	397,794	170,050	-	-
Unassigned	-	-	-	-	-	-
Total fund balances	<u>1,459,347</u>	<u>15,555</u>	<u>397,794</u>	<u>170,050</u>	<u>3,017,653</u>	<u>294,865</u>
Total liabilities and fund balances	<u>\$ 1,459,347</u>	<u>\$ 36,172</u>	<u>\$ 568,222</u>	<u>\$ 170,050</u>	<u>\$ 3,017,653</u>	<u>\$ 294,865</u>

PITT COUNTY, NORTH CAROLINA

COMBINING BALANCE SHEET  
NONMAJOR CAPITAL PROJECT FUNDS  
JUNE 30, 2019

	<i>Schedule D-11</i>	<i>Schedule D-12</i>	<i>Schedule D-13</i>	<i>Schedule D-14</i>	<i>Schedule D-15</i>	<i>Schedule D-16</i>	
	<b>Indigreen Improvements Fund</b>	<b>2016B Limited Obligation Bond Fund</b>	<b>Capital Reserve Fund</b>	<b>Animal Shelter Improvements Fund</b>	<b>PCC Maintenance Project Fund</b>	<b>911 Back Up PSAP Center Fund</b>	<b>Total</b>
<b>Assets:</b>							
Cash, cash equivalents, and investments	\$ 48,275	\$ -	\$ 15,363	\$ -	\$ 794,230	\$ 151,397	\$ 4,624,429
Cash and investments, restricted	-	4,685,302	-	984,637	-	-	6,018,821
Due from other governments	-	-	-	-	-	-	1,582,263
Total assets	<u>\$ 48,275</u>	<u>\$ 4,685,302</u>	<u>\$ 15,363</u>	<u>\$ 984,637</u>	<u>\$ 794,230</u>	<u>\$ 151,397</u>	<u>\$ 12,225,513</u>
<b>Liabilities and Fund Balances:</b>							
<b>Liabilities:</b>							
Accounts payable	\$ -	\$ 170,675	\$ -	\$ 28,576	\$ -	\$ -	\$ 388,559
Due to other funds	-	3,223,549	-	53,973	-	-	3,277,522
Retainage payable	-	-	-	120,806	-	-	122,543
Total liabilities	-	3,394,224	-	203,355	-	-	3,788,624
<b>Fund Balances:</b>							
Restricted for stabilization by state statute	-	-	-	-	-	-	1,582,263
Restricted	-	4,685,302	-	984,637	-	-	6,018,821
Committed	48,275	-	15,363	-	794,230	151,397	3,865,540
Assigned	-	-	-	-	-	-	567,844
Unassigned	-	(3,394,224)	-	(203,355)	-	-	(3,597,579)
Total fund balances	<u>48,275</u>	<u>1,291,078</u>	<u>15,363</u>	<u>781,282</u>	<u>794,230</u>	<u>151,397</u>	<u>8,436,889</u>
Total liabilities and fund balances	<u>\$ 48,275</u>	<u>\$ 4,685,302</u>	<u>\$ 15,363</u>	<u>\$ 984,637</u>	<u>\$ 794,230</u>	<u>\$ 151,397</u>	<u>\$ 12,225,513</u>

PITT COUNTY, NORTH CAROLINA

COMBINING STATEMENT OF REVENUES, EXPENDITURES,  
AND CHANGES IN FUND BALANCES  
NONMAJOR CAPITAL PROJECT FUNDS  
FOR THE YEAR ENDED JUNE 30, 2019

	<i>Schedule D-5 Communication Expansion Phase II Capital Project Fund</i>	<i>Schedule D-6 Community Schools and Recreation Capital Project Fund</i>	<i>Schedule D-7 School Improvement Capital Project Fund</i>	<i>Schedule D-8 Industrial Development Building Fund</i>	<i>Schedule D-9 County Capital Reserve Fund</i>	<i>Schedule D-10 Pitt Community College 2014 GO Bond Capital Project Fund</i>
<b>Revenues:</b>						
Investment earnings	\$ -	\$ -	\$ -	\$ 10,197	\$ 115,856	\$ -
Other taxes and licenses	-	-	-	-	5,971,702	-
revenues	-	-	-	-	-	-
Miscellaneous	-	-	-	-	-	-
Sales tax refund	-	-	-	-	-	-
Total revenues	-	-	-	10,197	6,087,558	-
<b>Expenditures:</b>						
Public safety	24,522	-	-	-	-	-
development	-	-	-	4,093	-	-
Education	-	-	1,219,297	-	-	293,708
Total expenditures	24,522	-	1,219,297	4,093	-	293,708
Revenues over (under)						
expenditures	(24,522)	-	(1,219,297)	6,104	6,087,558	(293,708)
<b>Other Financing Sources (Uses):</b>						
Transfers in	-	-	750,000	-	-	-
Transfers (out)	-	-	-	-	(6,292,861)	-
Total other financing	-	-	750,000	-	(6,292,861)	-
sources (uses)	-	-	750,000	-	(6,292,861)	-
Net change in fund balances	(24,522)	-	(469,297)	6,104	(205,303)	(293,708)
<b>Fund Balances:</b>						
Beginning of year - July 1	1,483,869	15,555	867,091	163,946	3,222,956	588,573
End of year - June 30	\$ 1,459,347	\$ 15,555	\$ 397,794	\$ 170,050	\$ 3,017,653	\$ 294,865

PITT COUNTY, NORTH CAROLINA

COMBINING STATEMENT OF REVENUES, EXPENDITURES,  
AND CHANGES IN FUND BALANCES  
NONMAJOR CAPITAL PROJECT FUNDS  
FOR THE YEAR ENDED JUNE 30, 2019

	<i>Schedule D-11</i>	<i>Schedule D-12</i>	<i>Schedule D-13</i>	<i>Schedule D-14</i>	<i>Schedule D-15</i>	<i>Schedule D-16</i>	
	<b>Indigreen Improvements Fund</b>	<b>2016B Limited Obligation Bond Fund</b>	<b>Capital Reserve Fund</b>	<b>Animal Shelter Improvements Fund</b>	<b>PCC Maintenance Project Fund</b>	<b>911 Back Up PSAP Center Fund</b>	<b>Total</b>
<b>Revenues:</b>							
Investment earnings	\$ -	\$ 97,834	\$ -	\$ 11,921	\$ -	\$ -	\$ 235,808
Other taxes and licenses	-	-	-	-	-	-	5,971,702
revenues	2,068	-	-	-	-	-	2,068
Miscellaneous	153,899	-	-	33,400	-	-	187,299
Sales tax refund	725	-	-	856	-	-	1,581
Total revenues	<u>156,692</u>	<u>97,834</u>	<u>-</u>	<u>46,177</u>	<u>-</u>	<u>-</u>	<u>6,398,458</u>
<b>Expenditures:</b>							
Public safety	-	-	-	748,436	-	-	772,958
development	108,417	-	-	-	-	-	112,510
Education	-	995,303	-	-	-	-	2,508,308
Total expenditures	<u>108,417</u>	<u>995,303</u>	<u>-</u>	<u>748,436</u>	<u>-</u>	<u>-</u>	<u>3,393,776</u>
Revenues over (under)							
expenditures	<u>48,275</u>	<u>(897,469)</u>	<u>-</u>	<u>(702,259)</u>	<u>-</u>	<u>-</u>	<u>3,004,682</u>
<b>Other Financing Sources (Uses):</b>							
Transfers in	-	-	-	-	-	-	750,000
Transfers (out)	-	-	-	-	-	-	(6,292,861)
Total other financing	-	-	-	-	-	-	(5,542,861)
sources (uses)	<u>-</u>	<u>-</u>	<u>-</u>	<u>-</u>	<u>-</u>	<u>-</u>	<u>(5,542,861)</u>
Net change in fund balances	48,275	(897,469)	-	(702,259)	-	-	(2,538,179)
<b>Fund Balances:</b>							
Beginning of year - July 1	-	2,188,547	15,363	1,483,541	794,230	151,397	10,975,068
End of year - June 30	<u>\$ 48,275</u>	<u>\$ 1,291,078</u>	<u>\$ 15,363</u>	<u>\$ 781,282</u>	<u>\$ 794,230</u>	<u>\$ 151,397</u>	<u>\$ 8,436,889</u>

**PITT COUNTY, NORTH CAROLINA**

**COMMUNICATION EXPANSION PHASE II CAPITAL PROJECT FUND**  
**SCHEDULE OF REVENUES AND EXPENDITURES -**  
**BUDGET AND ACTUAL**  
**FROM INCEPTION AND FOR THE YEAR ENDED JUNE 30, 2019**

		Actual		
	Project Authorization	Prior Years	Current Year	Total To Date
<b>Revenues:</b>				
Rents	\$ 463,315	\$ 463,315	\$ -	\$ 463,315
<b>Expenditures:</b>				
Capital outlay:				
Communication equipment	5,694,386	4,417,148	2,634	4,419,782
Vehicles	650,000	637,613	-	637,613
Other equipment	249,250	-	-	-
Fire/security systems	337,000	337,000	-	337,000
Contracted services	260,195	272,284	21,888	294,172
Issuance fees	33,350	33,350	-	33,350
Total expenditures	7,224,181	5,697,395	24,522	5,721,917
Revenues over (under) expenditures	(6,760,866)	(5,234,080)	(24,522)	(5,258,602)
<b>Other Financing Sources (Uses):</b>				
Debt obligation issued	6,122,000	6,122,000	-	6,122,000
Transfers in	638,866	595,949	-	595,949
Total other financing sources (uses)	6,760,866	6,717,949	-	6,717,949
Net change in fund balance	\$ -	\$ 1,483,869	\$ (24,522)	\$ 1,459,347

**Note:**

Portions of this project were capitalized as a capital asset under the category of "Construction In Progress."

**PITT COUNTY, NORTH CAROLINA****COMMUNITY SCHOOLS AND RECREATION CAPITAL PROJECT FUND****SCHEDULE OF REVENUES AND EXPENDITURES -****BUDGET AND ACTUAL****FROM INCEPTION AND FOR THE YEAR ENDED JUNE 30, 2019**

		<b>Actual</b>		
	<b>Project Authorization</b>	<b>Prior Years</b>	<b>Current Year</b>	<b>Total To Date</b>
<b>Revenues:</b>				
Restricted intergovernmental	\$ 904,000	\$ 902,744	\$ -	\$ 902,744
Investment earnings	-	9,500	-	9,500
Miscellaneous revenue	211,000	184,414	-	184,414
Total revenues	<u>1,115,000</u>	<u>1,096,658</u>	<u>-</u>	<u>1,096,658</u>
<b>Expenditures:</b>				
Capital outlay:				
General construction	1,250,000	1,213,062	-	1,213,062
Site development	515,166	688,860	-	688,860
Athletic fields and recreation area	579,455	477,685	-	477,685
Professional fees	94,782	101,496	-	101,496
Contracted services	50,250	-	-	-
Contingency	29,644	-	-	-
Total expenditures	<u>2,519,297</u>	<u>2,481,103</u>	<u>-</u>	<u>2,481,103</u>
Revenues over (under) expenditures	(1,404,297)	(1,384,445)	-	(1,384,445)
<b>Other Financing Sources (Uses):</b>				
Transfers in	<u>1,404,297</u>	<u>1,400,000</u>	<u>-</u>	<u>1,400,000</u>
Net change in fund balance	<u>\$ -</u>	<u>\$ 15,555</u>	<u>\$ -</u>	<u>\$ 15,555</u>

**Note:**

This project was capitalized as a capital asset in 2006. The remainder of the project is for improvements and will not be capitalized as Construction In Progress.



**PITT COUNTY, NORTH CAROLINA**

**SCHOOL IMPROVEMENT CAPITAL PROJECT FUND**  
**SCHEDULE OF REVENUES, EXPENDITURES, AND**  
**CHANGES IN FUND BALANCE - BUDGET AND ACTUAL**  
**FOR THE YEAR ENDED JUNE 30, 2019**

	<u>Budget</u>	<u>Actual</u>	<u>Variance Over/Under</u>
<b>Expenditures:</b>			
Capital outlay:			
Maintenance	\$ 250,000	\$ 287,365	\$ (37,365)
Roofing	500,000	550,772	(50,772)
Entrance security equipment	867,091	381,160	485,931
Total expenditures	<u>1,617,091</u>	<u>1,219,297</u>	<u>397,794</u>
Revenues over (under) expenditures	<u>(1,617,091)</u>	<u>(1,219,297)</u>	<u>397,794</u>
<b>Other Financing Sources (Uses):</b>			
Transfers in (out)	750,000	750,000	-
Appropriated fund balance	867,091	-	(867,091)
Total other financing sources (uses)	<u>1,617,091</u>	<u>750,000</u>	<u>(867,091)</u>
Net change in fund balance	<u>\$ -</u>	<u>(469,297)</u>	<u>\$ (469,297)</u>
<b>Fund Balance:</b>			
Beginning of year - July 1		<u>867,091</u>	
End of year - June 30		<u>\$ 397,794</u>	

**Note:**

The expenditures of this fund are not accounted for in Construction In Progress. The fund is not constructing any assets the County will own.

**PITT COUNTY, NORTH CAROLINA**
**INDUSTRIAL DEVELOPMENT BUILDING FUND  
 SCHEDULE OF REVENUES, EXPENDITURES, AND  
 CHANGES IN FUND BALANCE - BUDGET AND ACTUAL  
 FOR THE YEAR ENDED JUNE 30, 2019**

	<u>Budget</u>	<u>Actual</u>	<u>Variance Over/Under</u>
<b>Revenues:</b>			
Investment earnings	\$ -	\$ 10,197	\$ 10,197
<b>Expenditures:</b>			
Economic development	213,249	4,093	209,156
Revenues over (under) expenditures	(213,249)	6,104	219,353
<b>Other Financing Sources (Uses):</b>			
Transfers in	213,249	-	(213,249)
Net change in fund balance	\$ -	6,104	\$ 6,104
<b>Fund Balance:</b>			
Beginning of year - July 1		163,946	
End of year - June 30		<u>\$ 170,050</u>	

**Note:**

This project was capitalized as a capital asset under the category of "Construction In Progress".

## PITT COUNTY, NORTH CAROLINA

COUNTY CAPITAL RESERVE FUND  
 SCHEDULE OF REVENUES, EXPENDITURES, AND  
 CHANGES IN FUND BALANCE - BUDGET AND ACTUAL  
 FOR THE YEAR ENDED JUNE 30, 2019

	<u>Budget</u>	<u>Actual</u>	<u>Variance Over/Under</u>
<b>Revenues:</b>			
Local option sales tax - Article 46	\$ 4,120,000	\$ 5,971,702	\$ 1,851,702
Investment earnings	-	115,856	115,856
Total revenues	<u>4,120,000</u>	<u>6,087,558</u>	<u>1,967,558</u>
Revenues over expenditures	<u>4,120,000</u>	<u>6,087,558</u>	<u>1,967,558</u>
<b>Other Financing Sources (Uses):</b>			
Transfer out	(6,292,861)	(6,292,861)	-
Appropriated fund balance	<u>2,172,861</u>	-	<u>(2,172,861)</u>
Total other financing sources (uses)	<u>(4,120,000)</u>	<u>(6,292,861)</u>	<u>(2,172,861)</u>
Net change in fund balance	<u>\$ -</u>	(205,303)	<u>\$ (205,303)</u>
<b>Fund Balance:</b>			
Beginning of year - July 1		<u>3,222,956</u>	
End of year - June 30		<u>\$ 3,017,653</u>	

**PITT COUNTY, NORTH CAROLINA****PITT COMMUNITY COLLEGE -****2014 GO BOND CAPITAL PROJECT FUND****SCHEDULE OF REVENUES AND EXPENDITURES -****BUDGET AND ACTUAL****FROM INCEPTION AND FOR THE YEAR ENDED JUNE 30, 2019**

		<b>Actual</b>		
	<b>Project Authorization</b>	<b>Prior Years</b>	<b>Current Year</b>	<b>Total To Date</b>
<b>Revenues:</b>				
Restricted intergovernmental	\$ 2,000,000	\$ 1,785,330	\$ -	\$ 1,785,330
Investment earnings	642	100,713	-	100,713
Total revenues	<u>2,000,642</u>	<u>1,886,043</u>	<u>-</u>	<u>1,886,043</u>
<b>Expenditures:</b>				
Capital outlay:				
Buildings	1,411,074	1,411,073	-	1,411,073
Architect/engineering	2,076,436	2,176,168	-	2,176,168
General construction	18,362,513	17,607,351	293,708	17,901,059
Issuance fees	307,066	307,065	-	307,065
Contracted services	5,000	25,000	-	25,000
Contingency	67,740	-	-	-
Total expenditures	<u>22,229,829</u>	<u>21,526,657</u>	<u>293,708</u>	<u>21,820,365</u>
Revenues over (under) expenditures	<u>(20,229,187)</u>	<u>(19,640,614)</u>	<u>(293,708)</u>	<u>(19,934,322)</u>
<b>Other Financing Sources (Uses):</b>				
Debt obligation issued	19,250,000	19,250,000	-	19,250,000
Premium	979,187	979,187	-	979,187
Total other financing sources (uses)	<u>20,229,187</u>	<u>20,229,187</u>	<u>-</u>	<u>20,229,187</u>
Net change in fund balance	<u>\$ -</u>	<u>\$ 588,573</u>	<u>\$ (293,708)</u>	<u>\$ 294,865</u>

**Note:**

This project was not capitalized as a capital asset under the category of "Construction In Progress".  
The project is not constructing an asset the County will own.

## PITT COUNTY, NORTH CAROLINA

**INDIGREEN IMPROVEMENTS FUND**  
**SCHEDULE OF REVENUES, EXPENDITURES, AND**  
**CHANGES IN FUND BALANCE - BUDGET AND ACTUAL**  
**FROM INCEPTION AND FOR THE YEAR ENDED JUNE 30, 2019**

		<b>Actual</b>		
	<b>Project Authorization</b>	<b>Prior Years</b>	<b>Current Year</b>	<b>Total To Date</b>
<b>Revenues:</b>				
Restricted intergovernmental	\$ 773,822	\$ 771,754	\$ 2,068	\$ 773,822
Miscellaneous revenue	253,920	142,500	153,899	296,399
Total revenues	<u>1,027,742</u>	<u>914,254</u>	<u>156,692</u>	<u>1,070,946</u>
<b>Expenditures:</b>				
Roadway improvements	666,500	550,067	27,135	577,202
Sewer improvements	503,742	364,187	81,282	445,469
Total expenditures	<u>1,170,242</u>	<u>914,254</u>	<u>108,417</u>	<u>1,022,671</u>
Revenues over (under) expenditures	(142,500)	-	48,275	48,275
<b>Other Financing Sources (Uses):</b>				
Transfers in (out)	<u>142,500</u>	<u>-</u>	<u>-</u>	<u>-</u>
Net change in fund balance	<u>\$ -</u>	<u>\$ -</u>	<u>\$ 48,275</u>	<u>\$ 48,275</u>

**Note:**

This project was not capitalized as a capital asset under the category of "Construction In Progress".  
The project is not constructing an asset the County will own.

**PITT COUNTY, NORTH CAROLINA**

**2016B LIMITED OBLIGATION BOND FUND**  
**SCHEDULE OF REVENUES AND EXPENDITURES -**  
**BUDGET AND ACTUAL - FROM INCEPTION AND**  
**FOR THE YEAR ENDED JUNE 30, 2019**

		<b>Actual</b>		
	<b>Project Authorization</b>	<b>Prior Years</b>	<b>Current Year</b>	<b>Total To Date</b>
<b>Revenues:</b>				
Sales tax refund	\$ -	\$ 7,487	\$ -	\$ 7,487
Investment earnings	-	68,228	97,834	166,062
Total revenues	-	75,715	97,834	173,549
<b>Expenditures:</b>				
Capital outlay:				
C&D recycling building	1,659,205	1,659,204	-	1,659,204
PCC Everett building	2,500,000	193,954	995,303	1,189,257
Issuance fees	-	234,551	-	234,551
Equipment	140,795	140,795	-	140,795
Total expenditures	4,300,000	2,228,504	995,303	3,223,807
Revenues over (under) expenditures	(4,300,000)	(2,152,789)	(897,469)	(3,050,258)
<b>Other Financing Sources (Uses):</b>				
Debt obligation issued	4,300,000	3,715,000	-	3,715,000
Premium	-	626,336	-	626,336
Total other financing sources (uses)	4,300,000	4,341,336	-	4,341,336
Net change in fund balance	\$ -	\$ 2,188,547	\$ (897,469)	\$ 1,291,078

**Note:**

The C&D recycling building will be an asset of the County. It was capitalized as a capital asset under the category of buildings in 2018 and transferred to the Solid Waste Fund.

The PCC Everett building will not be owned by the County. It was not capitalized as a capital asset under the category of "Construction in Progress".

**PITT COUNTY, NORTH CAROLINA****CAPITAL RESERVE FUND****SCHEDULE OF REVENUES, EXPENDITURES, AND  
CHANGES IN FUND BALANCE - BUDGET AND ACTUAL  
FROM INCEPTION AND FOR THE YEAR ENDED JUNE 30, 2019**

	<b>Project Authorization</b>	<b>Actual</b>		
		<b>Prior Years</b>	<b>Current Year</b>	<b>Total To Date</b>
<b>Expenditures:</b>				
Capital outlay	\$ 15,000	\$ -	\$ -	\$ -
Revenues over (under) expenditures	(15,000)	-	-	-
<b>Other Financing Sources (Uses):</b>				
Sale of assets	15,000	15,363	-	15,363
Net change in fund balance	\$ -	\$ 15,363	\$ -	\$ 15,363

**PITT COUNTY, NORTH CAROLINA****ANIMAL SHELTER IMPROVEMENTS FUND****SCHEDULE OF REVENUES AND EXPENDITURES -****BUDGET AND ACTUAL****FROM INCEPTION AND FOR THE YEAR ENDED JUNE 30, 2019**

		<b>Actual</b>		
	<b>Project Authorization</b>	<b>Prior Years</b>	<b>Current Year</b>	<b>Total To Date</b>
<b>Revenues:</b>				
Contributions and donations	\$ -	\$ 1,340	\$ 33,400	\$ 34,740
Sales tax refund	-	-	856	856
Investment earnings	-	4,139	11,921	16,060
Total revenues	-	5,479	46,177	51,656
<b>Expenditures:</b>				
Issuance fees	51,885	50,834	-	50,834
Architect/engineering	138,115	124,428	33,120	157,548
General construction	1,960,000	496,676	715,316	1,211,992
Total expenditures	2,150,000	671,938	748,436	1,420,374
Revenues over (under) expenditures	(2,150,000)	(666,459)	(702,259)	(1,368,718)
<b>Other Financing Sources (Uses):</b>				
Loan proceeds	2,150,000	2,150,000	-	2,150,000
Net change in fund balance	\$ -	\$ 1,483,541	\$ (702,259)	\$ 781,282

**Note:**

This project was capitalized as a capital asset under the category of "Construction In Progress".



**PITT COUNTY, NORTH CAROLINA**

**PCC MAINTENANCE PROJECT FUND**  
**SCHEDULE OF REVENUES AND EXPENDITURES -**  
**BUDGET AND ACTUAL**  
**FROM INCEPTION AND FOR THE YEAR ENDED JUNE 30, 2019**

		<b>Actual</b>		
	<b><u>Project Authorization</u></b>	<b><u>Prior Years</u></b>	<b><u>Current Year</u></b>	<b><u>Total To Date</u></b>
<b>Expenditures:</b>				
General construction	\$ 794,230	\$ -	\$ -	\$ -
Revenues over (under) expenditures	(794,230)	-	-	-
<b>Other Financing Sources (Uses):</b>				
Transfers in	794,230	794,230	-	794,230
Net change in fund balance	\$ -	\$ 794,230	\$ -	\$ 794,230

**Note:**

This project was not capitalized as a capital asset under the category of "Construction In Progress".

**PITT COUNTY, NORTH CAROLINA****911 BACK UP PSAP CENTER FUND****SCHEDULE OF REVENUES AND EXPENDITURES -****BUDGET AND ACTUAL****FROM INCEPTION AND FOR THE YEAR ENDED JUNE 30, 2019**

		<b>Actual</b>		
	<b>Project Authorization</b>	<b>Prior Years</b>	<b>Current Year</b>	<b>Total To Date</b>
<b>Expenditures:</b>				
Communication equipment	\$ 223,736	\$ 82,139	\$ -	\$ 82,139
Revenues over (under) expenditures	(223,736)	(82,139)	-	(82,139)
<b>Other Financing Sources (Uses):</b>				
Transfers in	681,000	681,000	-	681,000
Transfers out	(457,264)	(447,464)	-	(447,464)
Total other financing sources (uses)	223,736	233,536	-	233,536
Net change in fund balance	\$ -	\$ 151,397	\$ -	\$ 151,397

**Note:**

This project was capitalized as a capital asset under the category of "Construction In Progress" in the current year and transferred to the category of furniture and equipment upon completion.

*This page left blank intentionally.*

## **DEBT SERVICE FUND**

The Debt Service Fund is used to account for payments of the majority of the debt held by the County.

*This page left blank intentionally.*

## PITT COUNTY, NORTH CAROLINA

## MAJOR FUND

## DEBT SERVICE FUND

SCHEDULE OF REVENUES, EXPENDITURES, AND  
CHANGES IN FUND BALANCE - BUDGET AND ACTUAL  
FOR THE YEAR ENDED JUNE 30, 2019

	<u>Final Budget</u>	<u>Actual</u>	<u>Variance Over/Under</u>
<b>Revenues:</b>			
Unrestricted intergovernmental revenues:			
Pitt Industrial Development Commission	\$ 99,000	\$ 99,000	\$ -
Miscellaneous	691,148	701,203	10,055
Qualified School Construction Bond refund	315,000	316,582	1,582
Interest earned on investments	2,000	3,301	1,301
Total revenues	<u>1,107,148</u>	<u>1,120,086</u>	<u>12,938</u>
<b>Expenditures:</b>			
Debt service:			
Principal payments - loans	15,274,392	13,316,262	1,958,130
Interest and fees - loans	<u>4,257,653</u>	<u>6,068,128</u>	<u>(1,810,475)</u>
Total expenditures	<u>19,532,045</u>	<u>19,384,390</u>	<u>147,655</u>
Revenues over (under) expenditures	<u>(18,424,897)</u>	<u>(18,264,304)</u>	<u>160,593</u>
<b>Other Financing Sources (Uses):</b>			
Transfer in - General Fund	6,832,276	6,832,276	-
Transfer in - capital project funds	11,122,643	11,122,643	-
Transfer in - solid waste	<u>469,978</u>	<u>469,978</u>	<u>-</u>
Total other financing sources (uses)	<u>18,424,897</u>	<u>18,424,897</u>	<u>-</u>
Net change in fund balance	<u>\$ -</u>	<u>160,593</u>	<u>\$ 160,593</u>
<b>Fund Balance:</b>			
Beginning of year - July 1		<u>261,623</u>	
End of year - June 30		<u>\$ 422,216</u>	

*This page left blank intentionally.*

## **ENTERPRISE FUND**

The Enterprise Fund is used to account for solid waste and recycling operations in Pitt County that are financed through user charges.



*This page left blank intentionally.*

## PITT COUNTY, NORTH CAROLINA

## ENTERPRISE FUND - SOLID WASTE

## SCHEDULE OF REVENUES AND EXPENDITURES -

## BUDGET AND ACTUAL (NON-GAAP)

## FOR THE YEAR ENDED JUNE 30, 2019

## WITH COMPARATIVE ACTUAL AMOUNTS FOR THE YEAR ENDED JUNE 30, 2018

	2019			2018
	Budget	Actual	Variance Over/Under	Actual
<b>Revenues:</b>				
Operating revenues:				
User charges	\$ 8,422,989	\$ 8,486,813	\$ 63,824	\$ 8,183,394
Other	1,017,343	1,309,925	292,582	962,484
Total operating revenues	9,440,332	9,796,738	356,406	9,145,878
Non-operating revenues:				
Investment earnings	58,625	104,857	46,232	42,552
Restricted intergovernmental revenues	12,000	11,128	(872)	19,450
Proceeds from sale of capital assets	-	-	-	6,847
Total non-operating revenues	70,625	115,985	45,360	68,849
Total revenues	9,510,957	9,912,723	401,766	9,214,727
<b>Expenditures:</b>				
Salaries and employee benefits	1,596,652	1,485,887	110,765	1,633,831
Supplies and materials	1,291,180	1,422,221	(131,041)	1,088,103
Contract labor and other services	1,469,272	2,104,824	(635,552)	1,536,488
Contracted services - waste disposal	6,219,317	5,317,180	902,137	4,871,249
Capital outlay	628,500	307,568	320,932	1,321,391
Contingency	81,500	-	81,500	-
Total expenditures	11,286,421	10,637,680	648,741	10,451,062
Revenues over (under) expenditures	(1,775,464)	(724,957)	1,050,507	(1,236,335)
<b>Other Financing Sources (Uses):</b>				
Appropriated fund balance	2,260,692	-	(2,260,692)	-
Debt obligation issued	-	-	-	750,000
Transfer (to) Debt Service Fund	(485,228)	(485,228)	-	(335,479)
Total other financing sources (uses)	1,775,464	(485,228)	(2,260,692)	414,521
Revenues and other financing sources over (under) expenditures and other financing uses	\$ -	\$ (1,210,185)	\$ (1,210,185)	\$ (821,814)
<b>Reconciliation from Modified Accrual Basis to Full Accrual Basis:</b>				
Revenues and other financing sources over (under) expenditures and other financing uses		\$ (1,210,185)		
Reconciling items:				
Capital outlay items capitalized		307,568		
Depreciation		(672,836)		
Increase deferred outflows - pension		146,263		
Increase in net pension liability		(181,647)		
Decrease deferred inflows - pension		8,391		
Increase deferred outflows - OPEB		8,690		
Decrease in net OPEB liability		29,004		
Increase deferred inflows - pension		(78,405)		
Change in closure and post-closure costs accrual		43,455		
Change in compensated absences		10,006		
Change in net position		\$ (1,589,696)		

*This page left blank intentionally.*

## **INTERNAL SERVICE FUNDS**

The Internal Service Funds are used to account for the financing of goods and services provided by the County Garage Fund, Active Employee Medical Insurance Fund, Retiree Medical Insurance Fund and Workers' Compensation Fund on a cost reimbursement basis.

*This page left blank intentionally.*

## PITT COUNTY, NORTH CAROLINA

## COMBINING STATEMENT OF NET POSITION - INTERNAL SERVICE FUNDS

JUNE 30, 2019

	County Garage Internal Service Fund	Active Employee Medical Insurance Internal Service Fund	Retiree Medical Insurance Internal Service Fund	Workers' Compensation Internal Service Fund	Total
<b>Assets:</b>					
Current assets:					
Cash, cash equivalents, and investments	\$ 103,645	\$ 1,308,531	\$ 699,034	\$ 819,188	\$ 2,930,398
Accounts receivable	86	-	-	-	86
Total current assets	<u>103,731</u>	<u>1,308,531</u>	<u>699,034</u>	<u>819,188</u>	<u>2,930,484</u>
<b>Liabilities:</b>					
Current liabilities:					
Accounts payable and accrued expenses	<u>54,283</u>	<u>4,086,935</u>	<u>-</u>	<u>27,358</u>	<u>4,168,576</u>
<b>Net Position:</b>					
Unrestricted net position	<u>49,448</u>	<u>(2,778,404)</u>	<u>699,034</u>	<u>791,830</u>	<u>(1,238,092)</u>
Total net position	<u>\$ 49,448</u>	<u>\$ (2,778,404)</u>	<u>\$ 699,034</u>	<u>\$ 791,830</u>	<u>\$ (1,238,092)</u>

## PITT COUNTY, NORTH CAROLINA

COMBINING STATEMENT OF REVENUES, EXPENDITURES, AND  
CHANGES IN NET POSITION - INTERNAL SERVICE FUNDS  
FOR THE YEAR ENDED JUNE 30, 2019

	County Garage Internal Service Fund	Active Employee Medical Insurance Internal Service Fund	Retiree Medical Insurance Internal Service Fund	Workers' Compensation Internal Service Fund	Total
<b>Operating Revenues:</b>					
User charges	\$ 697,204	\$ 593,515	\$ -	\$ -	\$ 1,290,719
Interfund services charges	-	9,635,505	-	629,437	10,264,942
Total operating revenues	697,204	10,229,020	-	629,437	11,555,661
<b>Operating Expenses:</b>					
Salaries and employee benefits	-	7,960	-	-	7,960
Equipment maintenance	697,204	-	-	-	697,204
Medical claims costs	-	14,428,949	984,393	-	15,413,342
Claims reimbursement	-	-	-	425,057	425,057
Total operating expenses	697,204	14,436,909	984,393	425,057	16,543,563
Operating income (loss)	-	(4,207,889)	(984,393)	204,380	(4,987,902)
<b>Non-Operating Revenues:</b>					
Investment earnings	-	22,543	-	15,652	38,195
Income (loss) before contributions and transfers	-	(4,185,346)	(984,393)	220,032	(4,949,707)
Transfer in (out)	-	702,911	910,000	20,508	1,633,419
Change in net position	-	(3,482,435)	(74,393)	240,540	(3,316,288)
<b>Net Position:</b>					
Beginning of year - July 1	49,448	704,031	773,427	551,290	2,078,196
End of year - June 30	\$ 49,448	\$ (2,778,404)	\$ 699,034	\$ 791,830	\$ (1,238,092)

## PITT COUNTY, NORTH CAROLINA

COMBINING STATEMENT OF CASH FLOWS  
INTERNAL SERVICE FUNDS  
FOR THE YEAR ENDED JUNE 30, 2019

	County Garage Internal Service Fund	Active Employee Medical Insurance Internal Service Fund	Retiree Medical Insurance Internal Service Fund	Workers' Compensation Internal Service Fund	Total
<b>Cash Flows from Operating Activities:</b>					
Cash received from customers	\$ 697,460	\$ 593,515	\$ -	\$ -	\$ 1,290,975
Cash received from interfund services	-	9,635,505	-	629,437	10,264,942
Cash paid to suppliers	(707,259)	(11,617,575)	(984,393)	(422,587)	(13,731,814)
Net cash provided (used) by operating activities	(9,799)	(1,388,555)	(984,393)	206,850	(2,175,897)
<b>Cash Flows from Non-Capital Financing Activities:</b>					
Transfer in (out)	-	702,911	910,000	20,508	1,633,419
Net cash provided (used) by non-capital financing activities	-	702,911	910,000	20,508	1,633,419
<b>Cash Flows from Investing Activities:</b>					
Investment earnings	-	22,543	-	15,652	38,195
Net increase (decrease) in cash and cash equivalents	(9,799)	(663,101)	(74,393)	243,010	(504,283)
<b>Cash and Cash Equivalents:</b>					
Beginning of year - July 1	113,444	1,971,632	773,427	576,178	3,434,681
End of year - June 30	\$ 103,645	\$ 1,308,531	\$ 699,034	\$ 819,188	\$ 2,930,398
<b>Reconciliation of Operating Income (Loss) to Cash Flows from Operating Activities:</b>					
Operating income (loss)	\$ -	\$ (4,207,889)	\$ (984,393)	\$ 204,380	\$ (4,987,902)
Adjustments to reconcile operating income (loss) to net cash provided (used) by operating activities:					
Changes in assets and liabilities:					
(Increase) decrease in accounts receivable	256	-	-	-	256
and accrued expenses	(10,055)	2,819,334	-	2,470	2,811,749
Net cash provided (used) by operating activities	\$ (9,799)	\$ (1,388,555)	\$ (984,393)	\$ 206,850	\$ (2,175,897)



**PITT COUNTY, NORTH CAROLINA**

**COUNTY GARAGE INTERNAL SERVICE FUND**  
**SCHEDULE OF REVENUES AND EXPENDITURES**  
**PLAN AND ACTUAL (NON-GAAP)**  
**FOR THE YEAR ENDED JUNE 30, 2019**

	<u>Plan</u>	<u>Actual</u>	<u>Variance Over/Under</u>
<b>Operating Revenues:</b>			
User charges	\$ 697,205	\$ 697,204	\$ (1)
<b>Operating Expenses:</b>			
Equipment maintenance	<u>697,205</u>	<u>697,204</u>	<u>1</u>
Change in net position	<u>\$ -</u>	<u>\$ -</u>	<u>\$ -</u>

## PITT COUNTY, NORTH CAROLINA

ACTIVE EMPLOYEE MEDICAL INSURANCE INTERNAL SERVICE FUND  
 SCHEDULE OF REVENUES AND EXPENDITURES  
 PLAN AND ACTUAL (NON-GAAP)  
 FOR THE YEAR ENDED JUNE 30, 2019

	<u>Plan</u>	<u>Actual</u>	<u>Variance Over/Under</u>
<b>Operating Revenues:</b>			
User charges	\$ 616,584	\$ 593,515	\$ (23,069)
Interfund services charges	9,335,887	9,635,505	299,618
Total operating revenues	<u>9,952,471</u>	<u>10,229,020</u>	<u>276,549</u>
<b>Operating Expenses:</b>			
Salaries and employee benefits	12,603	7,960	4,643
Medical claims costs	<u>11,347,810</u>	<u>14,428,949</u>	<u>(3,081,139)</u>
Total operating expenses	<u>11,360,413</u>	<u>14,436,909</u>	<u>(3,076,496)</u>
Operating income (loss)	<u>(1,407,942)</u>	<u>(4,207,889)</u>	<u>(2,799,947)</u>
<b>Non-Operating Revenues:</b>			
Investment earnings	<u>1,000</u>	<u>22,543</u>	<u>21,543</u>
<b>Other Financing Sources (Uses):</b>			
Transfer in (out)	702,911	702,911	-
Appropriated fund balance	<u>704,031</u>	<u>-</u>	<u>(704,031)</u>
Total other financing sources (uses)	<u>1,406,942</u>	<u>702,911</u>	<u>(704,031)</u>
Change in net position	<u>\$ -</u>	<u>\$ (3,482,435)</u>	<u>\$ (3,482,435)</u>

**PITT COUNTY, NORTH CAROLINA****RETIREE MEDICAL INSURANCE INTERNAL SERVICE FUND****SCHEDULE OF REVENUES AND EXPENDITURES****PLAN AND ACTUAL (NON-GAAP)****FOR THE YEAR ENDED JUNE 30, 2019**

	<u>Plan</u>	<u>Actual</u>	<u>Variance Over/Under</u>
<b>Operating Expenses:</b>			
Medical claims costs	\$ 984,393	\$ 984,393	\$ -
Operating income (loss)	<u>(984,393)</u>	<u>(984,393)</u>	<u>-</u>
<b>Other Financing Sources (Uses):</b>			
Transfer in (out)	910,000	910,000	-
Appropriated fund balance	<u>74,393</u>	<u>-</u>	<u>(74,393)</u>
Total other financing sources (uses)	<u>984,393</u>	<u>910,000</u>	<u>(74,393)</u>
Change in net position	<u>\$ -</u>	<u>\$ (74,393)</u>	<u>\$ (74,393)</u>

**PITT COUNTY, NORTH CAROLINA**

**WORKERS' COMPENSATION INTERNAL SERVICE FUND**  
**SCHEDULE OF REVENUES AND EXPENDITURES**  
**PLAN AND ACTUAL (NON-GAAP)**  
**FOR THE YEAR ENDED JUNE 30, 2019**

	<u>Plan</u>	<u>Actual</u>	<u>Variance Over/Under</u>
<b>Operating Revenues:</b>			
Interfund services charges	\$ 629,437	\$ 629,437	\$ -
<b>Operating Expenses:</b>			
Claims reimbursement	<u>664,716</u>	<u>425,057</u>	<u>239,659</u>
Operating income (loss)	(35,279)	204,380	239,659
<b>Non-Operating Revenues:</b>			
Investment earnings	14,716	15,652	936
<b>Other Financing Sources (Uses):</b>			
Transfer in (out)	<u>20,563</u>	<u>20,508</u>	<u>(55)</u>
Change in net position	<u>\$ -</u>	<u>\$ 240,540</u>	<u>\$ 240,540</u>

*This page left blank intentionally.*

**FIDUCIARY FUND  
(TRUST AND AGENCY FUNDS)**

Trust and Agency Funds serve primarily as clearing mechanisms for cash resources which are collected by a governmental unit, held as such for a brief period, and then distributed to authorized recipients.

The following comprise the County's Agency Funds:

- **Social Services, Sheriff and Mental Health Fund** – This fund accounts for assets held by the County for private individuals that are received through these agencies to be expended for these individuals.
- **Tax Collections Held for Municipalities Fund** – This fund accounts for tax levies collected on behalf of other local governments.
- **Flexible Benefit Plan Fund** – This fund accounts for assets held for the County's flexible benefit plan provided for employees.

*This page left blank intentionally.*

**PITT COUNTY, NORTH CAROLINA****AGENCY FUNDS  
COMBINING BALANCE SHEET  
JUNE 30, 2019**

	<b>Social Services, Sheriff, and Other Agency Funds</b>	<b>Tax Collections Held for Municipalities Agency Fund</b>	<b>Flexible Benefit Plan Agency Fund</b>	<b>Total</b>
<b>Assets:</b>				
Cash and cash equivalents	\$ 343,629	\$ 71,287	\$ 45,379	\$ 460,295
<b>Liabilities:</b>				
Deposits held in custody for others	\$ 343,629	\$ 71,287	\$ -	\$ 414,916
Deferred compensation benefits payable	-	-	45,379	45,379
Total liabilities	\$ 343,629	\$ 71,287	\$ 45,379	\$ 460,295



## PITT COUNTY, NORTH CAROLINA

COMBINING STATEMENT OF CHANGES IN ASSETS AND LIABILITIES  
 AGENCY FUNDS  
 FOR THE YEAR ENDED JUNE 30, 2019

	<u>Balance July 1, 2018</u>	<u>Additions</u>	<u>Deductions</u>	<u>Balance June 30, 2019</u>
<b>Social Services, Sheriff, and Other Agency Funds:</b>				
<b>Assets:</b>				
Cash and cash equivalents	<u>\$ 274,131</u>	<u>\$ 1,996,371</u>	<u>\$ (1,926,873)</u>	<u>\$ 343,629</u>
<b>Liabilities:</b>				
Deposits held in custody for others	<u>\$ 274,131</u>	<u>\$ 1,996,371</u>	<u>\$ (1,926,873)</u>	<u>\$ 343,629</u>
<b>Tax Collections Held for Municipalities Agency Fund:</b>				
<b>Assets:</b>				
Cash and cash equivalents	<u>\$ 113,768</u>	<u>\$ 81,988,087</u>	<u>\$ (82,030,568)</u>	<u>\$ 71,287</u>
<b>Liabilities:</b>				
Deposits held in custody for others	<u>\$ 113,768</u>	<u>\$ 81,988,087</u>	<u>\$ (82,030,568)</u>	<u>\$ 71,287</u>
<b>Flexible Benefit Plan Agency Fund:</b>				
<b>Assets:</b>				
Cash and cash equivalents	<u>\$ 42,448</u>	<u>\$ 260,586</u>	<u>\$ (257,655)</u>	<u>\$ 45,379</u>
<b>Liabilities:</b>				
Deferred compensation benefits payable	<u>\$ 42,448</u>	<u>\$ 260,586</u>	<u>\$ (257,655)</u>	<u>\$ 45,379</u>
<b>Total - All Agency Funds:</b>				
<b>Assets:</b>				
Cash and cash equivalents	<u>\$ 430,347</u>	<u>\$ 84,245,044</u>	<u>\$ (84,215,096)</u>	<u>\$ 460,295</u>
<b>Liabilities:</b>				
Deposits held in custody for others	<u>\$ 387,899</u>	<u>\$ 83,984,458</u>	<u>\$ (83,957,441)</u>	<u>\$ 414,916</u>
Deferred compensation benefits payable	<u>42,448</u>	<u>260,586</u>	<u>(257,655)</u>	<u>45,379</u>
Total liabilities	<u>\$ 430,347</u>	<u>\$ 84,245,044</u>	<u>\$ (84,215,096)</u>	<u>\$ 460,295</u>

### **III. STATISTICAL SECTION**

The Statistical Section includes unaudited schedules showing relevant information on Pitt County presented in the following five categories:

- **Financial Trend Data – Tables 1-4**  
These tables contain trend information to help the reader understand how the government's financial performance and well-being have changed over time.
- **Revenue Capacity Data – Tables 5-8**  
These tables contain information to help the reader assess the government's most significant local revenue source – the property tax.
- **Debt Capacity Data – Tables 9-12**  
These tables present information to help the reader assess the affordability of the government's current levels of outstanding debt and the government's ability to issue additional debt in the future.
- **Demographic and Economic Information – Tables 13-14**  
These tables offer demographic and economic indicators to help the reader understand the environment within which the government's financial activities take place.
- **Operating Information – Tables 15-17**  
These tables contain service and infrastructure data to help the reader understand how the information in the government's financial report relates to the services the government provides and the activities it performs.

Where possible and relevant, ten years of data is included as extracted from current and prior years' financial reports and other supplemental information relevant to the County. The data is rounded to significant digits to more clearly illustrate existing trends.

The information presented in this section does not provide full and adequate disclosure of financial information for prior years required by generally accepted accounting principles. Such information is provided for supplementary analysis purposes and should be relied on only for the purpose specified.

*This page left blank intentionally.*

Table 1

**Pitt County**  
**Net Position by Component**  
**Last Ten Fiscal Years**  
(accrual basis of accounting)

	2010	2011	2012	2013	2014	2015	2016	2017	2018	2019
<b>Governmental activities</b>										
Net investment in capital assets	\$ 26,867,920	\$ 3,313,440	\$ -2,393,761	\$ 2,947,086	\$ 8,363,163	\$ 7,404,524	\$ 17,210,123	\$ 82,314,633	\$ 95,067,087	\$ 94,736,490
Restricted	178,243	15,413,852	10,949,019	12,335,800	17,176,068	14,785,094	16,678,816	15,971,134	16,891,313	19,991,669
Unrestricted	7,602,000	-12,273,362	-5,966,584	9,777,730	7,074,844	14,440,586	14,575,156	-59,397,402	-109,695,834	-99,826,387
Total governmental activities net position	\$ 34,648,163	\$ 6,453,930	\$ 2,588,674	\$ 25,060,616	\$ 32,614,075	\$ 36,630,204	\$ 48,464,095	\$ 38,888,365	\$ 2,262,566	\$ 14,901,772
<b>Business-type activities</b>										
Net investment in capital assets	\$ 2,821,429	\$ 2,870,867	\$ 2,901,091	\$ 3,563,524	\$ 3,770,246	\$ 3,740,050	\$ 4,187,094	\$ 4,170,609	\$ 5,851,954	\$ 5,628,944
Unrestricted	878,331	1,639,256	2,444,272	2,895,804	2,500,256	2,355,498	2,392,046	1,797,584	-1,132,958	-2,499,644
Total business-type activities	\$ 3,699,760	\$ 4,510,123	\$ 5,345,363	\$ 6,459,328	\$ 6,270,502	\$ 6,095,548	\$ 6,579,140	\$ 5,968,193	\$ 4,718,996	\$ 3,129,300
<b>Primary government</b>										
Net investment in capital assets	\$ 29,689,349	\$ 6,184,307	\$ 507,330	\$ 6,510,610	\$ 12,133,409	\$ 11,144,574	\$ 21,397,217	\$ 86,485,242	\$ 100,919,041	\$ 100,365,434
Restricted	178,243	15,413,852	10,949,019	12,335,800	17,176,068	14,785,094	16,678,816	15,971,134	16,891,313	19,991,669
Unrestricted	8,480,331	-10,634,106	-3,522,312	12,673,534	9,575,100	16,796,084	16,967,202	-57,599,818	-110,828,792	-102,326,031
Total primary government net position	\$ 38,347,923	\$ 10,964,053	\$ 7,934,037	\$ 31,519,944	\$ 38,884,577	\$ 42,725,752	\$ 55,043,235	\$ 44,856,558	\$ 6,981,562	\$ 18,031,072

	Fiscal Year									
	2010	2011	2012	2013	2014	2015	2016	2017	2018	2019
<b>Expenses</b>										
Governmental activities:										
General government	\$ 16,704,353	\$ 16,768,759	\$ 19,876,656	\$ 16,297,756	\$ 18,833,804	\$ 16,508,916	\$ 15,016,731	\$ 13,681,635	\$ 19,638,344	\$ 20,985,890
Public safety	37,623,678	32,913,064	43,251,794	42,976,133	39,562,880	40,105,903	42,525,254	48,042,994	44,749,789	48,637,520
Economic & physical development	7,633,411	6,728,810	9,625,223	10,116,946	7,088,054	3,630,825	54,011	16,552,198	18,516,340	9,091,992
Environmental protection	267,785	245,159	230,549	200,253	216,114	186,589	285,467	282,750	247,086	319,329
Human Services	44,209,437	41,740,952	40,545,062	38,623,179	36,848,621	40,654,477	44,531,856	47,835,102	39,694,998	39,757,063
Cultural and recreation	718,401	698,384	618,966	590,667	606,785	679,571	664,949	822,133	745,971	735,016
Education	51,034,996	53,506,480	38,098,594	33,948,819	45,338,884	46,080,991	49,421,608	53,841,094	45,124,628	50,055,019
Debt Service	-	-	-	-	-	-	-	-	-	-
Capital Outlay	-	-	-	-	-	-	-	-	-	-
Interest on long term debt	5,870,905	6,967,304	9,001,235	6,952,420	8,605,897	7,251,638	6,444,049	4,915,136	6,584,012	5,535,726
Total governmental activities	164,062,966	159,568,912	161,248,079	149,706,173	157,081,039	155,098,910	158,943,925	185,973,041	175,301,168	175,117,555
Business-type activities:										
Solid Waste	6,809,686	7,348,253	8,361,494	7,763,554	8,357,565	8,462,330	8,239,791	9,625,750	9,567,945	11,017,190
Total primary government expenses	\$ 170,872,652	\$ 166,917,165	\$ 169,609,573	\$ 157,469,727	\$ 165,438,604	\$ 163,561,240	\$ 167,183,716	\$ 195,599,791	\$ 184,869,113	\$ 186,134,745
<b>Program Revenues</b>										
Governmental activities										
Charges for services:										
General government	\$ 5,838,490	\$ 5,308,955	\$ 5,903,519	\$ 5,635,527	\$ 4,971,244	\$ 4,546,258	\$ 6,208,910	\$ 6,059,408	\$ 5,241,296	\$ 5,747,291
Public safety	8,831,804	9,341,259	10,237,128	9,987,128	6,607,559	7,307,031	7,606,744	6,681,784	7,841,621	7,075,521
Economic & physical development	165,475	584,174	183,709	168,709	59,294	569,379	47,827	64,955	76,913	112,248
Environmental protection	101,973	73,019	50,504	38,004	65,453	0	97,089	92,169	73,988	121,651
Human Services	6,698,097	6,323,684	5,694,120	5,169,120	4,946,415	2,345,008	4,574,034	5,663,557	5,682,654	5,928,238
Cultural and recreation	-	-	-	-	-	-	-	-	-	-
Education	-	-	-	-	-	-	-	-	-	-
Operating grants and contributions:										
General government	7,348	20,334	3,269	8,501	1,410	149,781	-5	21,836	315,232	316,582
Public safety	100,592	56,387	263,750	228,750	2,230,832	674,984	2,156,752	2,207,523	2,677,977	2,511,588
Economic & physical development	5,218,265	4,367,361	3,764,654	3,514,654	3,759,697	4,689,192	2,679,943	3,486,757	3,827,227	4,108,630
Environmental protection	-	-	-	-	-	-	-	-	-	-
Human Services	23,191,163	21,147,178	21,157,852	20,505,352	20,465,760	28,041,057	24,299,521	25,512,425	17,486,874	17,670,380
Cultural and recreation	-	-	-	-	-	-	-	-	-	-
Education	1,183,917	5,083,917	725,706	600,706	-	-	-	-	245,412	85,134
Capital grants and contributions:										
General government	268,300	207,368	-	-	-	-	-	75,160	-	-
Public safety	157,578	2,177	37,758	16,758	190,314	-	-	-	-	-
Economic & physical development	107,686	307,686	51,725	40,680	303,311	1,318,696	1,215,545	2,668,269	4,040,588	2,088,793
Environmental protection	769,744	126,903	96,977	65,977	-	-	-	-	-	-
Education	64,383	358,751	1,548,346	1,418,346	1,533,622	-	1,623,271	2,625,917	2,783,252	2,209,661
Cultural and recreation	-	-	-	-	-	-	-	-	-	-
Social services	-	-	-	-	19,049	-	-	-	-	-
Total govt activities program revenues	\$ 52,504,815	\$ 53,309,153	\$ 49,719,017	\$ 47,398,212	\$ 45,153,960	\$ 49,611,386	\$ 50,509,631	\$ 55,158,780	\$ 50,293,034	\$ 47,975,717

	Fiscal Year									
	2010	2011	2012	2013	2014	2015	2016	2017	2018	2019
Business-type activities:										
Charge for services - Solid Waste	8,023,307	8,145,483	8,461,544	8,266,388	8,394,313	8,543,848	8,764,954	9,070,222	9,145,878	9,796,737
Capital grants and contrib - Solid Waste	-	12,248	755,856	700,247	79,728	13,411	16,811	34,620	26,297	11,128
Total business-type activities prog revenues	8,023,307	8,157,731	9,217,400	8,966,635	8,474,041	8,557,259	8,781,765	9,104,842	9,172,175	9,807,865
Total primary government program revenues	\$ 60,528,122	\$ 61,466,884	\$ 58,936,417	\$ 56,364,847	\$ 53,628,001	\$ 58,168,645	\$ 59,291,396	\$ 64,263,622	\$ 59,465,209	\$ 57,783,582
<b>Net (Expense)/Revenue</b>										
Governmental activities	\$ (111,558,151)	\$ (106,259,759)	\$ (111,529,062)	\$ (102,307,961)	\$ (111,927,079)	\$ (105,487,524)	\$ (108,434,294)	\$ (130,814,261)	\$ (125,008,134)	\$ (127,141,838)
Business-type activities	1,213,621	809,478	855,906	1,203,081	116,476	94,929	541,974	(521,908)	(395,770)	(1,209,325)
Total primary government net (expense)/revenue	\$ (110,344,530)	\$ (105,450,281)	\$ (110,673,156)	\$ (101,104,880)	\$ (111,810,603)	\$ (105,392,595)	\$ (107,892,320)	\$ (131,336,169)	\$ (125,403,904)	\$ (128,351,163)
<b>General Revenues and Other Changes in Net Position</b>										
Governmental activities:										
Property taxes	\$ 78,618,324	\$ 79,984,365	\$ 82,303,935	\$ 81,542,495	\$ 84,456,744	\$ 84,354,263	\$ 86,795,644	\$ 90,552,468	\$ 93,081,325	\$ 95,377,311
Local option sales tax	14,166,657	14,704,181	14,321,819	15,401,125	23,118,577	26,698,824	28,843,710	30,412,717	31,316,187	34,320,168
Payment in lieu of taxes and other taxes	11,109,775	10,655,050	10,876,593	11,493,571	2,118,654	2,186,843	2,220,733	2,264,174	3,103,121	2,413,962
Interest earned on investments	362,113	138,986	140,704	89,550	2,036,371	1,648,230	2,013,878	985,633	1,233,001	7,184,375
Loss on disposal of capital assets	-	(27,417,055)	-	-	-	-	-	-	-	-
Gain on Bond Defeasance	-	-	-	-	7,423,910	-	-	-	-	-
Transfers	-	-	-	-	-	-	102,980	132,691	(1,323,725)	485,228
Total governmental activities:	104,256,869	78,065,527	107,643,051	108,526,741	119,154,256	114,888,160	119,576,945	124,347,663	127,409,909	139,781,044
Business-type activities:										
Investment earnings	4,203	885	89	18,889	20,980	14,295	44,598	43,652	42,552	104,857
Miscellaneous	-	-	-	-	-	-	-	-	-	-
Transfers	-	-	-	-	-	-	(102,980)	(132,691)	1,323,725	(485,228)
Total business-type activities	4,203	885	89	18,889	20,980	14,295	(58,382)	(89,039)	1,366,277	(380,371)
Total primary government	\$ 104,261,072	\$ 78,066,412	\$ 107,643,140	\$ 108,545,630	\$ 119,175,236	\$ 114,902,455	\$ 119,918,563	\$ 124,258,644	\$ 128,776,186	\$ 139,400,673
<b>Change in Net Position</b>										
Governmental activities	\$ (7,301,282)	\$ (28,194,232)	\$ (3,886,011)	\$ 6,218,780	\$ 7,227,177	\$ 9,400,636	\$ 11,542,651	\$ (6,486,578)	\$ 2,401,775	\$ 12,639,206
Business-type activities	1,217,824	810,363	855,995	1,221,970	137,456	109,224	483,592	(610,947)	970,507	(1,589,696)
Total primary government	\$ (6,083,458)	\$ (27,383,869)	\$ (3,030,016)	\$ 7,440,750	\$ 7,364,633	\$ 9,509,860	\$ 12,026,243	\$ (7,077,525)	\$ 3,372,282	\$ 11,049,510

Table 3

**Pitt County**  
**Fund Balances, Governmental Funds**  
**Last Ten Fiscal Years**  
(modified accrual basis of accounting)

	Fiscal Year									
	2010	2011	2012	2013	2014	2015	2016	2017	2018	2019
<b>General Fund</b>										
Reserved for:										
State statute	\$ 5,315,377	\$ -	\$ -	\$ -	\$ -	\$ -	\$ -	\$ -	\$ -	\$ -
Prepaid items	166,883	-	-	-	-	-	-	-	-	-
Future wireline E-911/Public Safety expenditures	160,058	-	-	-	-	-	-	-	-	-
For Register of Deeds	178,243	-	-	-	-	-	-	-	-	-
Public Safety - Winterville Rural Fire Department	116,670	-	-	-	-	-	-	-	-	-
Public Safety - Ayden Fire Department	11,567	-	-	-	-	-	-	-	-	-
For Mental Health	-	-	-	-	-	-	-	-	-	-
Total reserved	5,948,798	-	-	-	-	-	-	-	-	-
Unreserved	5,342,211	-	-	-	-	-	-	-	-	-
Designated for subsequent year's expenditures	-	-	-	-	-	-	-	-	-	-
Designated for Potential TSR Refund (MH)	-	-	-	-	-	-	-	-	-	-
Undesignated	19,625,099	-	-	-	-	-	-	-	-	-
<b>Nonspendable - prepaid items</b>	-	127,233	96,021	150,981	194,008	171,896	289,553	253,963	119,578	116,179
Restricted by Stabilization of State Statute	-	5,930,673	6,859,363	7,792,727	8,878,007	9,243,210	10,474,078	9,261,014	9,680,991	13,777,420
Restricted	-	249,769	130,713	153,970	186,041	187,512	187,512	188,703	226,793	194,132
Committed	-	-	-	-	-	395,492	690,384	376,657	420,460	495,233
Assigned	-	4,215,000	2,288,000	2,288,000	2,786,466	2,871,466	2,871,466	5,855,639	4,234,581	4,610,192
Unassigned	-	11,384,700	14,846,239	16,922,805	23,805,248	26,585,766	26,604,345	21,277,707	26,232,157	23,612,026
<b>Total General Fund</b>	<b>\$ 30,916,108</b>	<b>\$ 21,907,375</b>	<b>\$ 24,220,336</b>	<b>\$ 27,308,483</b>	<b>\$ 35,849,770</b>	<b>\$ 39,455,342</b>	<b>\$ 41,117,338</b>	<b>\$ 37,213,683</b>	<b>\$ 40,914,560</b>	<b>\$ 42,805,182</b>
<b>All Other Governmental Funds</b>										
Reserved for:										
State statute	\$ 1,786,089	\$ -	\$ -	\$ -	\$ -	\$ -	\$ -	\$ -	\$ -	\$ -
Prepaid items	73,575	-	-	-	-	-	-	-	-	-
Wireless 911 Operations	-	-	-	-	-	-	-	-	-	-
Winterville Rural Fire Dept	77,983	-	-	-	-	-	-	-	-	-
Total reserved	1,937,647	-	-	-	-	-	-	-	-	-
Unreserved	-	-	-	-	-	-	-	-	-	-
Undesignated/(deficit)	-	-	-	-	-	-	-	-	-	-
Special revenue Funds	2,041,415	-	-	-	-	-	-	-	-	-
Debt Service Fund	41,635	-	-	-	-	-	-	-	-	-
Capital Project Funds	(159,711)	-	-	-	-	-	-	-	-	-
All other special revenue funds	-	-	-	-	-	-	-	-	-	-
Designated for capital projects	-	-	-	-	-	-	-	-	-	-
<b>Nonspendable - prepaid items</b>	-	93,315	114,571	139,920	84,668	153,579	183,018	147,785	160,295	163,340
Restricted by Stabilization of State Statute	-	7,661,279	3,301,873	1,484,819	2,688,524	2,622,299	2,885,803	2,847,009	4,435,620	4,354,270
Restricted	-	23,074,203	8,566,117	12,812,428	7,233,292	5,382,073	5,781,423	21,600,477	6,923,209	7,549,388
Committed	-	11,623,127	12,407,122	7,427,612	9,822,537	7,460,390	24,130,049	15,447,427	14,886,566	16,870,161
Assigned	-	1,434,962	1,789,875	1,505,723	1,647,750	1,411,986	1,364,137	1,604,679	1,031,037	567,844
Unassigned	-	(1,130,273)	(975,612)	(265,605)	(2,191,980)	(246,910)	(1,089,227)	(62,063)	(1,286,355)	(4,085,822)
<b>Total all other governmental funds</b>	<b>\$ 3,860,986</b>	<b>\$ 42,756,613</b>	<b>\$ 25,203,946</b>	<b>\$ 23,104,897</b>	<b>\$ 19,284,791</b>	<b>\$ 16,783,417</b>	<b>\$ 33,255,203</b>	<b>\$ 41,585,314</b>	<b>\$ 26,150,372</b>	<b>\$ 25,419,181</b>

Note: Fiscal Year 2011 reflects implementation of GASB Statement 54, prior year amounts have not been restated. Classifications of fund balances are discussed in the Notes to the Financial Statements.

Table 4

**Pitt County**  
**Changes in Fund Balances, Governmental Funds**  
**Last Ten Fiscal Years**  
(modified accrual basis of accounting)

	Fiscal Year									
	2010	2011	2012	2013	2014	2015	2016	2017	2018	2019
<b>Revenues</b>										
Taxes:										
Property	\$ 78,631,905	\$ 78,827,130	\$ 82,355,998	\$ 81,339,280	\$ 85,735,784	\$ 84,891,802	\$ 86,949,292	\$ 90,613,945	\$ 93,148,258	\$ 95,409,222
Sales	22,632,862	14,428,378	14,380,502	15,677,039	13,809,165	16,638,841	17,635,460	18,831,700	19,034,077	21,056,307
Other	2,643,570	10,930,853	10,817,910	11,217,657	11,428,066	12,246,826	13,428,984	13,845,191	15,385,231	15,677,823
Total taxes	103,908,337	104,186,361	107,554,410	108,233,976	110,973,015	113,777,469	118,013,736	123,290,836	127,567,566	132,143,352
Intergovernmental	36,282,989	38,191,288	33,859,590	32,355,138	32,239,169	36,042,326	35,140,590	39,455,051	35,520,979	33,862,995
Sales & Services / Permits & Fees	11,274,744	11,933,673	12,270,529	11,976,737	10,832,855	11,204,558	11,588,782	10,937,435	11,810,949	11,132,162
Interest	359,591	262,393	140,633	83,754	451,726	110,704	304,345	458,660	877,645	1,489,327
Miscellaneous	2,868,190	1,754,585	2,154,058	1,566,417	1,679,320	1,891,679	2,331,536	4,199,918	2,336,373	2,306,918
Total Revenues	154,693,851	156,328,300	155,979,220	154,216,022	156,176,085	163,026,736	167,378,989	178,341,900	178,113,512	180,934,754
<b>Expenditures</b>										
General Government	13,629,713	13,455,312	12,712,923	12,178,377	14,855,647	12,914,832	12,398,418	13,732,350	15,541,812	14,472,409
Public Safety	35,958,562	37,264,598	41,181,005	39,894,354	37,939,525	38,790,924	40,489,226	45,837,911	47,285,798	45,798,091
Environmental Protection	252,499	229,879	217,076	200,253	216,114	248,599	260,578	256,163	271,431	284,118
Economic Development	7,416,836	6,645,224	8,998,731	9,469,340	6,916,650	5,485,544	5,009,774	19,902,032	18,963,496	9,568,287
Human Services (Health, DSS, Mental Health)	42,612,499	40,327,489	39,276,818	37,486,478	37,911,830	40,505,222	43,744,551	46,210,880	38,962,154	38,846,194
Culture and Recreation	718,401	698,384	618,966	590,667	606,785	679,571	664,949	822,133	745,971	735,016
Education	58,320,263	65,996,318	55,350,580	40,720,188	42,996,018	45,001,927	47,669,432	57,094,539	50,937,215	49,047,015
Capital Outlay	-	-	-	-	-	-	-	-	-	-
Debt Service:										
Principal	9,228,295	9,388,490	9,949,728	10,670,107	11,372,680	10,611,931	12,069,612	10,993,356	14,008,736	14,090,238
Interest	6,181,091	7,052,042	9,786,979	7,092,600	6,967,738	8,018,483	6,258,736	6,703,806	6,450,844	6,085,159
Total Expenditures	174,318,159	181,060,736	178,092,806	158,302,364	159,782,987	162,257,033	168,565,276	201,553,170	193,167,457	178,926,527
Excess of revenues over (under) expenditures	(19,624,308)	(24,732,436)	(22,113,586)	(4,086,342)	(3,606,902)	769,703	(1,186,287)	(23,211,270)	(15,053,945)	2,008,227
<b>Other Financing Sources (Uses)</b>										
Transfers in	(16,667,575)	(8,110,548)	(10,070,906)	(18,911,293)	(18,948,152)	(22,912,919)	(23,179,553)	(26,489,826)	(27,951,538)	(21,499,990)
Transfers out	15,856,415	7,341,348	9,079,761	17,960,898	18,237,483	21,776,816	21,101,953	25,681,106	27,391,418	20,351,799
Insurance Proceeds	-	-	-	-	20,489	139,235	-	15,363	-	(605)
Bonds issued	-	-	-	-	-	-	-	-	-	-
Revenue Anticipation Notes issued	-	-	-	-	54,295,000	-	-	-	-	-
Refunding bonds issued	-	-	-	-	-	-	-	-	-	-
Payment to refunding escrow agent	-	(5,040,000)	-	-	-	-	-	-	-	-
Payment to escrow agent, debt refunding pmt	-	-	(21,230,000)	-	-	(39,421,164)	-	(55,709,200)	-	-
Payment to escrow agent, advance interest pmt	-	-	-	-	-	-	-	-	-	-
Payment to bondholders, bond redemption	-	-	-	-	(54,372,710)	-	-	-	-	-
Payment from escrow agent	-	-	-	-	61,796,620	-	-	-	-	-
Payment to retire revenue anticipation notes	-	-	-	-	(54,295,000)	-	-	-	-	-
Proceeds from capital lease	-	-	-	-	-	-	-	-	-	-
Advance payments from debt refunding	-	-	-	-	-	-	-	-	-	-
Debt Obligation issued	36,344,145	33,994,490	26,711,977	6,025,835	1,594,353	35,135,000	19,250,000	63,690,000	3,880,000	300,000
Installment Debt issued	-	-	-	-	-	893,828	877,242	10,177,000	-	-
Premium on issued debt	47,563	-	2,383,047	-	-	4,723,699	979,187	10,253,283	-	-
Total other financing sources (uses)	35,580,548	28,185,290	6,873,879	5,075,440	8,328,063	334,495	19,028,829	27,637,726	3,319,880	(848,796)
Net change in fund balances	15,956,240	3,452,854	(15,239,707)	989,098	4,721,181	1,104,198	17,842,542	4,426,456	(11,734,065)	1,159,431
Debt service as a percentage of noncapital expenditures	9.35%	10.37%	12.47%	11.89%	11.83%	11.82%	11.27%	9.41%	11.49%	11.49%



Pitt County  
Assessed Value and Actual Value of Taxable Property  
Last Ten Fiscal Years

Table 5

Fiscal Year	Real Property			Present-use Value	Personal Property	Public Service Companies	Total Taxable Assessed Value	Total Direct Tax Rate	Estimated Actual Taxable Value	Assessed Value as a % of Actual Value
	Residential Property	Commercial Property	Industrial Property							
2010	\$ 9,346,427,845	\$ -	\$ -	-	\$ 2,470,662,313	\$ 109,460,104	\$ 11,926,550,262	\$ 0.6650	\$ 12,045,815,765	99.0%
2011	9,652,528,904	-	-	-	2,045,396,018	105,153,588	11,803,078,510	0.6650	11,921,109,295	99.0%
2012	9,554,186,028	-	-	-	2,091,154,625	104,488,137	11,749,828,790	0.6650	11,867,327,078	99.0%
2013	9,113,031,060	-	-	-	2,266,724,289	104,234,635	11,483,989,984	0.6800	11,598,829,884	99.0%
2014	9,206,945,276	-	-	-	2,643,301,152	101,041,838	11,951,288,266	0.6800	12,070,801,149	99.0%
2015	9,410,339,621	-	-	-	2,285,610,536	103,039,401	11,798,989,558	0.6800	11,916,979,454	99.0%
2016	9,449,775,738	-	-	-	2,454,881,901	170,452,100	12,075,109,739	0.6800	12,195,860,836	99.0%
2017	9,762,032,415	-	-	-	2,437,716,258	152,480,080	12,352,228,753	0.6860	12,475,751,041	99.0%
2018	9,761,433,643	-	-	-	2,550,757,485	180,058,529	12,492,249,657	0.6960	12,617,172,154	99.0%
2019	10,110,870,674	-	-	-	2,704,582,036	102,150,893	12,917,603,603	0.6960	13,046,779,639	99.0%

Source: Annual County Report of Valuation and Property Tax Levies

Table 6

**Pitt County  
Direct and Overlapping Property Tax Rates,  
Last Ten Fiscal Years**

	Year Taxes Are Payable									
	2010	2011	2012	2013	2014	2015	2016	2017	2018	2019
Pitt County - Total	\$ 0.6650	\$ 0.6650	\$ 0.6650	\$ 0.6800	\$ 0.6800	\$ 0.6800	\$ 0.6860	\$ 0.6960	\$ 0.6960	\$ 0.7210
General Fund	0.6540	0.6550	0.6560	0.6730	0.6730	0.6730	0.6790	0.6890	0.6890	0.7110
Industrial Development	0.0110	0.0100	0.0090	0.0070	0.0070	0.0070	0.0070	0.0070	0.0070	0.0100
County Capital Reserve	0.0000	0.0000	0.0000	0.0000	0.0000	0.0000	0.0000	0.0000	0.0000	0.0000
<u>Municipality Rates:</u>										
Town of Ayden	0.5000	0.5000	0.5400	0.5400	0.5400	0.5400	0.5400	0.5400	0.5400	0.5400
Town of Bethel	0.5900	0.5900	0.6600	0.6600	0.6600	0.6600	0.6600	0.6600	0.6600	0.6600
Town of Falkland	0.4500	0.4500	0.4500	0.4500	0.4500	0.4500	0.4500	0.4500	0.4600	0.4600
Town of Farmville	0.4900	0.4900	0.4900	0.4900	0.4900	0.4900	0.4900	0.4900	0.4900	0.4900
Town of Fountain	0.6000	0.6000	0.6000	0.6000	0.6000	0.6000	0.5875	0.5875	0.5875	0.5875
City of Greenville	0.5200	0.5200	0.5200	0.5200	0.5200	0.5300	0.5200	0.5200	0.5300	0.5200
Town of Grifton	0.6000	0.6000	0.6000	0.6000	0.6000	0.6300	0.6300	0.6300	0.6300	0.6300
Town of Grimesland	0.4800	0.4800	0.4800	0.4800	0.4800	0.4800	0.4800	0.4800	0.4800	0.4800
Village of Simpson	0.4500	0.4500	0.4500	0.4500	0.4500	0.4500	0.4500	0.4500	0.4500	0.4500
Town of Winterville	0.4500	0.4500	0.4750	0.4750	0.4750	0.4750	0.4750	0.4750	0.4750	0.4750
<u>Fire Districts:</u>										
Ayden Fire District	0.0300	0.0425	0.0475	0.0475	0.0475	0.0599	0.0599	0.0724	0.0799	0.0799
Bell Arthur Fire District	0.0500	0.0500	0.0500	0.0885	0.0885	0.0885	0.0885	0.0885	0.0885	0.0885
Belvoir Fire District	0.0000	0.0000	0.0189	0.0189	0.0225	0.0225	0.0225	0.0225	0.0250	0.0250
Bethel Fire District	0.0000	0.0000	0.0675	0.0675	0.0675	0.0675	0.0675	0.0675	0.0675	0.0675
Black Jack Fire District	0.0540	0.0540	0.0640	0.0740	0.0740	0.0740	0.0740	0.0740	0.0740	0.0790
Clarks Neck Fire District	0.0450	0.0450	0.0450	0.0450	0.0450	0.0450	0.0450	0.0450	0.0450	0.0450
Eastern Pines Fire District	0.0500	0.0500	0.0500	0.0500	0.0500	0.0500	0.0500	0.0500	0.0500	0.0775
Falkland Fire District	0.0600	0.0600	0.0600	0.0600	0.0600	0.0800	0.0800	0.0800	0.0800	0.0800
Farmville Fire District	0.0360	0.0365	0.0389	0.0389	0.0389	0.0400	0.0500	0.0500	0.0600	0.0600
Fountain Fire District	0.0500	0.0500	0.0500	0.0500	0.0675	0.0675	0.0875	0.0875	0.0875	0.0875
Gardnersville Fire District	0.0750	0.0800	0.0800	0.0940	0.0940	0.0940	0.0940	0.0940	0.0940	0.0940
Grifton Fire District	0.0499	0.0499	0.0599	0.0599	0.0599	0.0599	0.0599	0.0599	0.0649	0.0649
Grimesland Fire District	0.0650	0.0700	0.0700	0.0700	0.0700	0.0700	0.0750	0.0750	0.0750	0.0750
Pactolus Fire District	0.0425	0.0425	0.0425	0.0425	0.0625	0.0625	0.0625	0.0625	0.0925	0.0925
Red Oak Fire District	0.0700	0.0700	0.0700	0.0700	0.0700	0.0700	0.0700	0.0700	0.0700	0.0700
Sharp Point Fire District	0.0600	0.0600	0.0600	0.0600	0.0600	0.0600	0.0600	0.0600	0.0600	0.0600
Simpson Fire District	0.0500	0.0500	0.0650	0.0650	0.0650	0.0650	0.0650	0.0650	0.0650	0.0650
Staton House Fire District	0.0200	0.0215	0.0250	0.0275	0.0275	0.0275	0.0290	0.0290	0.0290	0.0290
Stokes Fire District	0.0500	0.0500	0.0500	0.0700	0.0700	0.0700	0.0700	0.0700	0.0700	0.0700
Winterville Fire District	0.0250	0.0250	0.0440	0.0440	0.0440	0.0440	0.0440	0.0440	0.0440	0.0624
EMS District	0.0440	0.0440	0.0460	0.0460	0.0460	0.0460	0.0460	0.0460	0.0460	0.0460

Note: Tax rates are based on \$100 per assessed valuation for Pitt County and all overlapping governments.

Source: Pitt County Tax Assessor

Pitt County  
Principal Property Tax Payers,  
Current and 4 Prior Years

Table 7

Taxpayer	Type of Business	Fiscal Year 2019			Fiscal Year 2018			Fiscal Year 2017			Fiscal Year 2016			Fiscal Year 2015		
		Assessed Valuation	Rank	% of Total Assessed Valuation	Assessed Valuation	Rank	% of Total Assessed Valuation	Assessed Valuation	Rank	% of Total Assessed Valuation	Assessed Valuation	Rank	% of Total Assessed Valuation	Assessed Valuation	Rank	% of Total Assessed Valuation
Patheon Manufacturing Services, LLC	Manufacturer	\$ 438,841,687	1	3.40%	\$ 281,066,878	1	2.25%	\$ 262,435,545	1	2.13%	\$ 249,654,598	1	2.12%	\$ 222,254,063	1	1.88%
DSM Dyneema, LLC	Manufacturer	159,204,045	2	1.23%	168,966,357	2	1.35%	175,263,183	2	1.42%	181,014,354	2	1.53%	187,370,888	2	1.59%
Carolina Telephone	Communications			0.00%			0.00%	36,161,505	10	0.29%	36,161,505	10	0.31%	41,254,220	6	0.35%
Asmo	Manufacturer	83,029,035	3	0.64%	78,797,637	3	0.63%	81,378,706	4	0.66%	80,326,401	4	0.68%	77,101,007	4	0.65%
Weyerhaeuser Company	Manufacturer	69,207,040	6	0.54%	52,938,672	6	0.42%	51,898,139	5	0.42%	49,090,486	7	0.42%	49,828,654	5	0.42%
RPI Greenville Mail, LP	Mail	45,601,022	8	0.35%	44,614,187	8	0.36%	44,614,187	7	0.36%	44,614,187	8	0.38%	40,428,933	7	0.34%
Copper Beech Townhome Communities	Apartments	38,466,338	10	0.30%	38,203,386	9	0.31%	37,505,180	8	0.30%	37,505,180	9	0.32%	34,605,790	8	0.29%
PL Greenville LP (Bellamy)	Apartments			0.00%			0.00%	0		0.00%	0		0.00%	29,073,633	10	0.25%
Attends Healthcare	Manufacturer	75,890,952	5	0.59%	77,671,652	4	0.62%	85,746,840	3	0.70%	89,078,952	3	0.75%	90,970,829	3	0.77%
Wal Mart Real Estate Business Trust	Retail	45,728,077	7	0.35%	46,565,229	7	0.37%	46,951,953	6	0.38%	50,710,681	6	0.43%	29,272,633	9	0.25%
Pep Core NCC LLC (&II)	Apartments			0.00%			0.00%	57,603,990	5	0.47%	57,603,990	5	0.49%	-	-	0.00%
Pep ECU LLC	Apartments			0.00%	34,059,395	10	0.27%	34,038,022	9	0.28%			0.00%			0.00%
401 Moye Boulevard Realty Dst	Builder			0.00%			0.00%	31,901,462	10	0.26%			0.00%			0.00%
Taft Ward ECU Campus Edge Apts LLC	Apartments	41,937,241	9	0.32%			0.00%			0.00%			0.00%			0.00%
Metrics/Mayne Pharma	Manufacturer	76,048,960	4	0.59%	74,228,030	5	0.59%			0.00%			0.00%			0.00%
Totals		\$ 1,073,954,397		8.31%	\$ 897,111,423		7.18%	\$ 945,498,712		7.68%	\$ 875,760,334		7.42%	\$ 802,160,650		6.80%

Note: This data was not presented prior to changes in the reporting requirements in 2006. Data being built as years post implementation are completed.

Source: Pitt County Tax Assessor

Table 8

**Pitt County**  
**Property Tax Levies and Collections**  
**Last Ten Fiscal Years**

Fiscal Year	Taxes Levied for the Fiscal Year (Original Levy)	Collected within the Fiscal Year of the Levy							
		Adjustments	Total Adjusted Levy	Total Amount Collected		Percentage of Original Levy		Percentage of Adjusted Levy	
2010	\$ 76,839,094	\$ (1,202,554)	\$ 75,636,540	\$ 73,447,355	95.59%	97.11%	\$ 2,202,767	\$ 74,379,587	96.80%
2011	77,149,471	(2,406,859)	74,742,612	72,098,919	93.45%	96.46%	2,341,016	73,298,826	95.01%
2012	78,720,265	(2,051,718)	76,668,547	74,447,693	94.57%	97.10%	2,615,285	75,293,704	95.65%
2013	77,910,953	(2,427,534)	75,483,419	73,415,329	94.23%	97.26%	2,116,475	73,789,879	94.71%
2014	81,273,137	(1,269,809)	80,003,328	78,657,337	96.78%	98.32%	2,018,752	79,843,959	98.24%
2015	80,239,327	(1,430,429)	78,808,898	77,964,973	97.17%	98.93%	1,668,821	78,814,182	98.22%
2016	82,109,809	(752,491)	81,357,318	80,665,237	98.24%	99.15%	1,099,227	80,918,251	98.55%
2017	84,725,527	200,696	84,926,223	84,305,375	99.50%	99.27%	983,837	84,413,684	99.63%
2018	86,936,284	93,172	87,029,456	86,442,625	99.43%	99.33%	620,848	86,179,284	99.13%
2019	89,902,231	(479,496)	89,422,735	88,888,299	98.87%	99.40%	1,020,512	89,000,307	99.00%

Note: The presentation of this schedule includes data from the county-wide property tax levy only. Levy pertaining to the Industrial Development Commission (component unit) is excluded from total adjusted levy and reflected separately in the Financial Statements.

Source: Annual audited financial reports of this entity and the entity's Tax Assessor and Tax Collector.

Pitt County

Ratios of Outstanding Debt by Type,  
Last Ten Fiscal Years

Table 9

Fiscal Year	Governmental Activities					Business-Type Activities					Total Primary Government	Per Capita	Percentage of Personal Income				
	General Obligation Bonds	COPs		LOBs	QSCBs	Unamortized Bond Prem	Notes Payable	General		Revenue Bonds				Installment Loans			
								Obligation Bonds									
2010	\$	-	\$ 151,335,000	\$	-	\$	-	\$ 3,946,052	\$	200,000	\$	-	\$	155,481,052	\$	980	2.88%
2011	-	-	105,330,000	59,835,000	5,952,500	927,407	3,953,949	-	-	-	-	-	-	175,998,856	1,039	3.13%	
2012	-	-	98,860,000	57,450,000	5,602,353	2,524,710	8,691,345	-	-	-	-	-	-	173,128,408	1,017	2.81%	
2013	-	-	92,715,000	54,705,000	5,252,206	2,384,530	11,761,922	-	-	-	-	-	-	166,818,658	967	2.80%	
2014	-	-	86,225,000	51,965,000	4,902,059	2,104,689	13,089,040	-	-	-	-	-	-	158,285,788	910	2.55%	
2015	-	-	43,210,000	84,365,000	4,551,912	6,686,209	12,140,084	-	-	-	-	-	-	150,953,205	865	2.32%	
2016	19,250,000	-	37,875,000	80,310,000	4,201,765	7,229,986	10,687,861	-	-	-	-	-	-	159,554,612	909	2.37%	
2017	18,235,000	17,590,000	109,270,000	109,270,000	3,851,618	16,422,774	14,851,652	-	-	-	-	-	-	180,221,044	1,025	2.52%	
2018	17,220,000	15,240,000	102,455,000	102,455,000	3,501,471	15,362,279	15,253,063	-	-	-	-	750,000	-	169,781,813	962	2.38%	
2019	16,205,000	13,830,000	94,785,000	94,785,000	3,151,324	14,301,784	12,050,230	-	-	-	-	607,742	-	154,931,080	868	N/A	

Source: Audited financial reports of this entity.

**Pitt County**  
**Ratios of Net General Bonded Debt Outstanding,**  
**Last Ten Fiscal Years**

**Table 10**

Fiscal Year	General Bonded Debt Outstanding			Percentage of Personal Income(1)	Percentage of Actual Taxable Value of Property(2)	Per Capita(1)
	General Obligation Bonds	Less: Amounts Restricted to Repaying Principal	Total			
2010	200,000	-	200,000	0.00%	0.0017%	\$ 1
2011	-	-	-	0.00%	0.0000%	-
2012	-	-	-	0.00%	0.0000%	-
2013	-	-	-	0.00%	0.0000%	-
2014	-	-	-	0.00%	0.0000%	-
2015	-	-	-	0.00%	0.0000%	-
2016	19,250,000	-	19,250,000	0.29%	0.1594%	110
2017	18,235,000	-	18,235,000	0.26%	0.1476%	104
2018	17,220,000	-	17,220,000	0.24%	0.1378%	98
2019	16,205,000	-	16,205,000	N/A	0.0000%	91

Notes: Details regarding the County's outstanding debt can be found in the notes to the Financial Statements.

(1) See Schedule 13 for personal income and population data. These ratios are calculated using personal income and population for the prior calendar year.

(2) See Schedule 5 for property value data.

Source: Audited financial reports of this entity.

**Pitt County**  
**Legal Debt Margin Information,**  
**Last Ten Fiscal Years**  
(dollars in thousands)

Table 11

	Fiscal Year									
	2010	2011	2012	2013	2014	2015	2016	2017	2018	2019
Assessed Value of Property	\$ 11,926,550	\$ 11,803,079	\$ 11,749,829	11,483,990	\$ 11,951,288	\$ 11,798,990	\$ 12,075,110	\$ 12,352,229	\$ 12,492,250	\$ 12,917,604
Debt Limit, 8% of Assessed Value (Statutory Limitation)	954,124	944,246	939,986	918,719	955,103	943,919	966,009	988,178	999,380	1,033,408
Amount of Debt Applicable to Limit										
Gross debt	155,481	175,999	173,128	166,819	158,286	150,953	159,555	180,221	169,782	154,931
Less: Amount available for repayment of general obligation bonds	-	-	-	-	-	-	-	-	-	-
Debt outstanding serviced by Enterprise Fund (solid waste)	200	-	-	-	-	-	-	-	750	608
Revenue bonds	151,335	105,330	98,860	92,715	86,225	43,210	37,875	17,590	15,240	13,830
Total net debt applicable to limit	3,946	70,669	74,268	74,104	72,061	107,743	121,680	162,631	153,792	140,493
Legal Debt Margin	\$ 950,178	\$ 873,577	\$ 865,718	844,616	\$ 884,042	\$ 836,176	\$ 844,329	\$ 825,547	\$ 845,588	\$ 892,915
Total net debt applicable to the limit as a percentage of debt limit	0.41%	7.48%	7.90%	8.07%	7.54%	11.41%	12.60%	16.46%	15.39%	13.60%

Source: Annual audited financial reports of this entity.

**Pitt County**  
**Direct and Overlapping Governmental Activities Debt**  
**As of June 30, 2019**

**Table 12**

<u>Governmental Unit</u>	<u>Debt Outstanding</u>	<u>Estimated Percentage Applicable</u>	<u>Estimated Share of Direct and Overlapping Debt</u>
CITY OF GREENVILLE	\$ 16,245,000	100.00%	\$ 16,245,000
TOWN OF AYDEN	\$ -	100.00%	\$ -
TOWN OF BETHEL	\$ 1,074,000	100.00%	\$ 1,074,000
TOWN OF FARMVILLE	\$ -	100.00%	\$ -
TOWN OF FOUNTAIN	\$ -	100.00%	\$ 0
TOWN OF GRIFTON	\$ 1,232,000	100.00%	\$ 1,232,000
TOWN OF GRIMESLAND	\$ 218,000	100.00%	\$ 218,000
TOWN OF WINTERVILLE	\$ -	100.00%	\$ -
CONTENTNEA METROPOLITAN SEWAGE DISTRICT (1)	\$ -	0.00%	\$ -
General Obligation Debt			16,205,000
Certificates of Participation			13,830,000
Limited Obligation Bonds			94,785,000
Notes Payable			12,657,972
Unamortized Bond Premiums			14,301,784
Qualified School Construction Bonds			<u>3,151,324</u>
Total direct debt			\$ 154,931,080
Total overlapping debt			<u>18,769,000</u>
Total direct and overlapping debt			<u>\$ 173,700,080</u>

Note: (1) Debt Obligations of the Contentnea Metropolitan Sewage District are paid from revenues of the system; therefore, no taxes are being levied for the payment thereof.  
(2) Overlapping is defined as debt that if financed via a tax levied on the same asset - in this case, real and personal property base value subject to taxation by each municipal unit.  
(3) Total overlapping debt is the total of estimated share of debt outstanding for all governmental units.

Source: Local Government Commission



**Pitt County**  
**Demographic and Economic Statistics**  
**Last Ten Fiscal Years**

**Table 13**

<u>Year</u>	<u>Population(1)</u>	<u>Personal Income (2) (thousands of dollars)</u>	<u>Per Capita Personal Income (2)</u>	<u>Public School Enrollment(3)</u>	<u>Unemployment Rate(4)</u>
2010	158,575	5,400,169	32,001	22,886	10.1%
2011	169,378	5,620,218	32,841	23,240	10.8%
2012	170,263	6,167,597	35,743	23,300	9.6%
2013	172,569	5,965,589	34,216	23,495	6.5%
2014	173,938	6,209,314	35,410	23,852	6.3%
2015	174,424	6,513,624	37,042	23,348	5.7%
2016	175,532	6,724,276	37,943	23,600	5.3%
2017	175,885	7,143,838	39,900	23,800	4.1%
2018	176,424	7,143,838	39,900	23,253	4.2%
2019	178,440	*	*	23,301	3.9%

\* Information not yet available.

**Notes:**

- (1) Provided by the North Carolina Office of State Budget and Management.
- (2) Bureau of Economic Analysis, U. S. Department of Commerce. Figures are for the prior calendar year.
- (2) Personal Income & Per Capita - Not available at publication date, used prior year.
- (3) Provided by Pitt County Board of Education.
- (4) N.C. Employment Security Commission. Annual Average for prior calendar year.

Table 14

**Pitt County  
Principal Employers  
Current Year and Nine Years Ago**

	2018-2019 <sup>(1)</sup>			2009-2010 <sup>(2)</sup>		
	Employer	Employees	Rank	Percentage of Total County Employment	Employees	Rank
	Vidant Medical Center	6,406	1	6.79%	7,373	1
	East Carolina University	5,672	2	6.01%	5,253	2
	Pitt County Schools	3,699	3	3.92%	3,111	3
	Patheon, Inc	1,261	4	1.34%	1,100	4
	Hyster-Yale	1,226	5	1.30%	900	6
	City of Greenville	1,180	6	1.25%	743	9
	County of Pitt	1,071	7	1.14%	968	5
	Alliance One	850	8	0.90%	850	8
	Pitt Community College	805	9	0.85%	861	7
	ASMO	722	10	0.77%		
	The Roberts Company				500	10
						0.70%

Source: <sup>(1)</sup> Pitt County Industrial Development Commission - most current year available.

<sup>(2)</sup> 2010 CAFR Financial Services Department.

**Pitt County**  
**Full-Time Equivalent County Government Employees by Function,**  
**Last Ten Fiscal Years** Table 15

Function/Program	Fiscal Year									
	2010	2011	2012	2013	2014	2015	2016	2017	2018	2019
General government	143.50	138.00	128.60	123.00	123.00	122.00	121.50	121.50	121.00	121.00
Public safety	399.75	426.50	383.50	382.50	389.00	393.25	406.38	409.38	413.75	420.50
Social services	234.00	229.00	233.30	226.30	258.00	259.00	271.50	276.50	283.50	291.50
Economic and physical dev	21.35	20.35	39.35	30.60	30.60	24.35	23.98	22.98	24.85	25.85
Environmental protection	21.75	21.75	22.25	25.25	26.25	26.25	27.00	27.00	27.00	28.00
Health	137.90	138.90	130.55	120.65	119.65	121.65	125.40	128.65	127.40	130.20
Veteran's Services	2.00	2.00	2.00	2.00	2.00	3.00	3.00	3.00	3.00	3.00
Total	960.25	976.50	939.55	910.30	948.50	949.50	978.75	989.00	1000.50	1020.05

Source: County Financial Services Department

Note: This schedule represents the number of persons employed as of June 30 of each year.  
Full-time personnel work 2,080 hours per year (less vacation and sick leave).

Pitt County  
Operating Indicators by Function  
Last Ten Fiscal Years

Table 16

	Fiscal Year									
	2010	2011	2012	2013	2014	2015	2016	2017	2018	2019
<b>Governmental Activities:</b>										
<b>General Government</b>										
Number of registered voters	103,700	104,079	106,801	113,251	115,842	112,202	116,032	119,038	123,048	114,445
Number of marriage licenses issued	1,098	1,123	1,158	1,200	1,191	1,160	1,112	1,214	1,067	1,085
<b>Public Safety</b>										
Number of 911 dispatch/calls	36,630	85,584	83,657	82,286	83,828	85,273	91,447	108,453	81,513	120,609
Number of law violations	28,181	29,578	32,077	34,187	29,255	29,952	29,756	30,507	31,381	33,415
<b>Environmental Protection</b>										
Technical assistance provided to agricultural customers	367	400	302	306	353	350	414	323	319	432
<b>Economic and Physical Development</b>										
Number of commercial permits issued	65	29	21	18	19	17	9	51	53	34
Number of residential permits issued	570	115	107	282	106	138	66	329	400	440
<b>Human Services</b>										
Households that received assistance with energy bills	4,211	4,338	3,755	1,222	1,745	2,573	3,818	6,225	7,253	8,252
Medicaid clients receiving transportation assistance	2,309	3,851	1,599	1,448	1,045	1,691	1,797	1,882	1,960	1,971
Number of child support collection cases	8,087	7,462	7,539	7,503	7,560	7,708	7,910	8,149	8,356	8,446
Average number of Public Health WIC cases	4,881	4,785	4,887	4,635	4,385	4,417	4,525	4,408	4,217	4,102
Restaurant/Lodging inspections, consults, and permitting activities	9,592	8,567	8,591	9,554	9,277	9,753	8,639	10,936	15,228	21,504
<b>Culture and Recreation</b>										
Total circulation for library system	486,559	475,126	507,522	502,322	492,143	477,403	477,647	480,027	457,281	488,174
<b>Education</b>										
Public school student enrollment K-12	22,886	23,240	23,300	23,495	23,852	23,348	23,600	23,800	23,253	23,301
<b>Business-Type Activities:</b>										
<b>Solid Waste &amp; Recycling</b>										
Tons of garbage processed	140,000	152,556	205,708	155,674	177,120	172,589	153,246	168,956	168,768	175,603
Tons of recycled material	36,000	54,872	75,908	46,597	44,980	53,883	44,758	62,724	50,058	53,846

Pitt County  
Capital Asset Statistics by Function  
Last Ten Fiscal Years

Table 17

	Fiscal Year									
	2010	2011	2012	2013	2014	2015	2016	2017	2018	2019
<b>Governmental Activities:</b>										
<b>General Government</b>										
Buildings	15	15	15	15	15	15	15	15	15	15
Vehicles	42	49	55	55	58	58	57	56	61	59
<b>Public Safety</b>										
Buildings	4	4	4	4	4	4	4	4	4	4
Vehicles	193	201	210	211	222	214	212	226	240	218
<b>Environmental Protection</b>										
Buildings	1	1	1	1	1	1	1	1	1	1
Vehicles	7	6	6	6	6	10	10	11	11	11
<b>Economic and Physical Development</b>										
Buildings	3	3	3	3	3	3	3	3	4	4
Vehicles	7	8	9	9	8	11	11	9	9	9
<b>Human Services</b>										
Buildings	3	3	3	3	3	3	3	3	3	3
Vehicles	70	70	69	69	73	71	69	73	74	74
<b>Culture and Recreation</b>										
Buildings	1	1	1	1	1	1	1	1	1	1
Vehicles	0	0	0	0	0	0	0	0	0	0
<b>Education</b>										
Buildings	8	5	5	5	5	5	5	11	11	11
Vehicles	0	0	0	0	0	0	0	0	0	0
<b>Business-Type Activities:</b>										
<b>Solid Waste &amp; Recycling</b>										
Buildings	4	5	5	5	5	5	5	6	7	7
Vehicles	14	19	20	20	21	16	20	23	23	23

Source: Records within the Pitt County Financial Services Department.