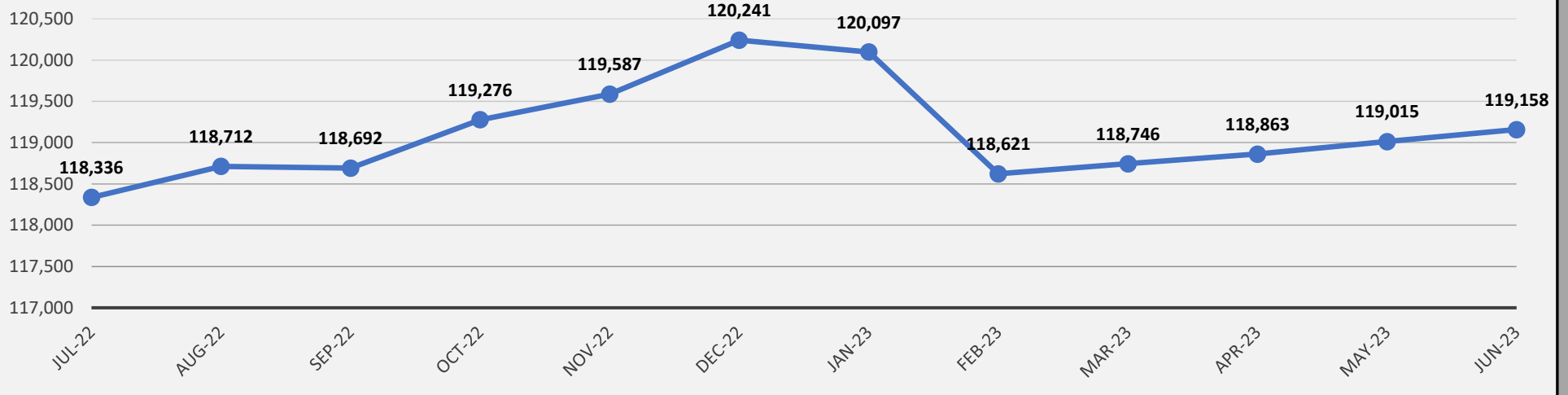
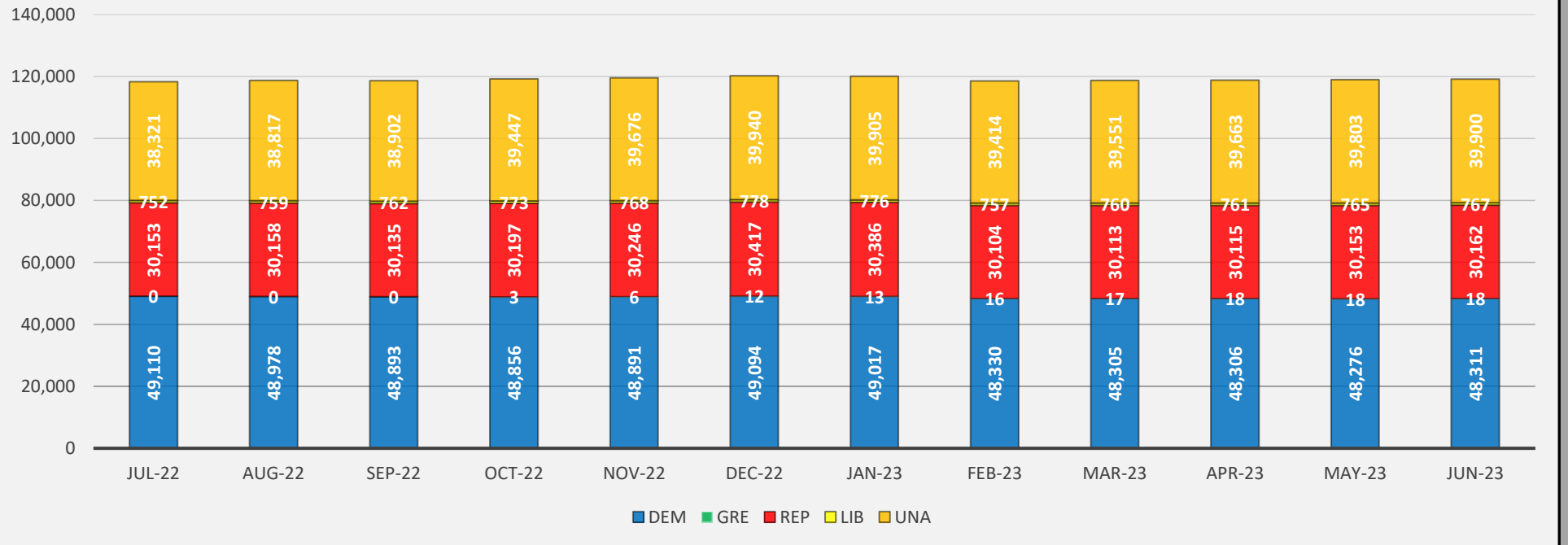


# Voter Registration June 2, 2023

## July 2022 - June 2023



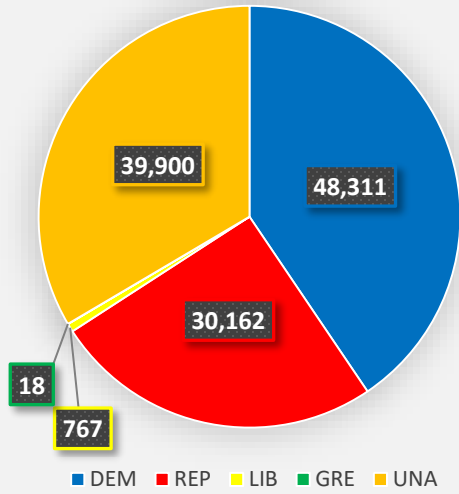
## Month and Party



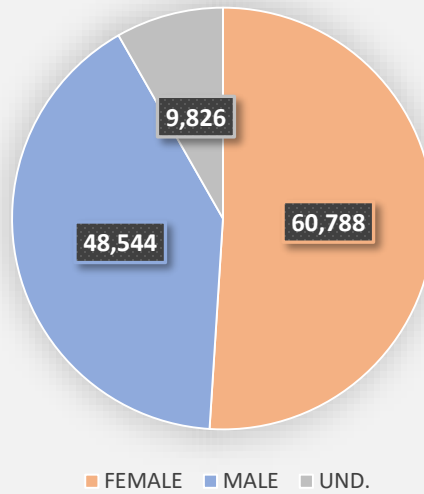
# Voter Registration by Demographic

## June 2, 2023

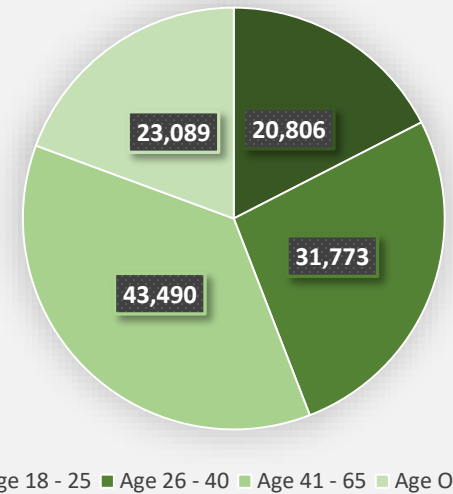
### Party



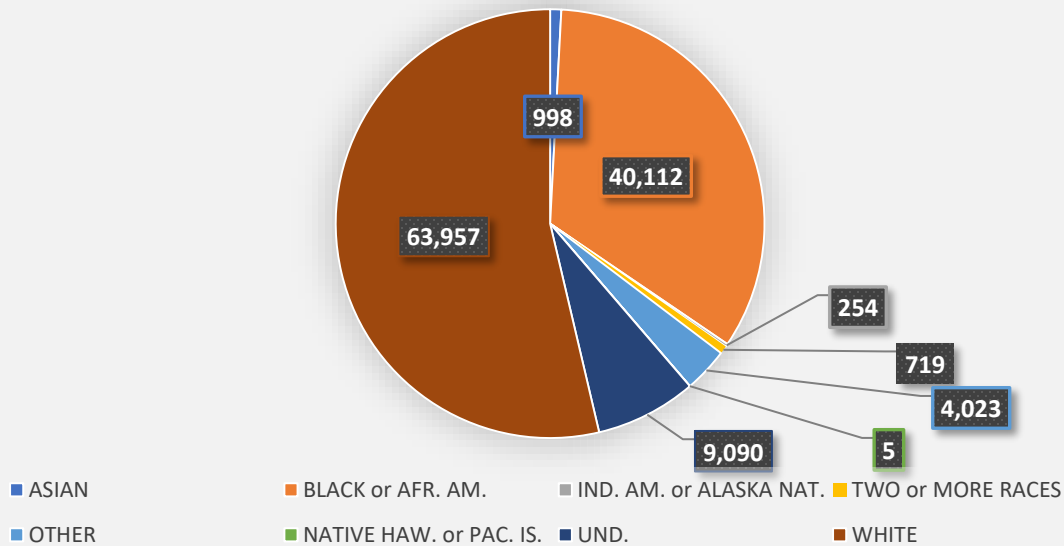
### Gender



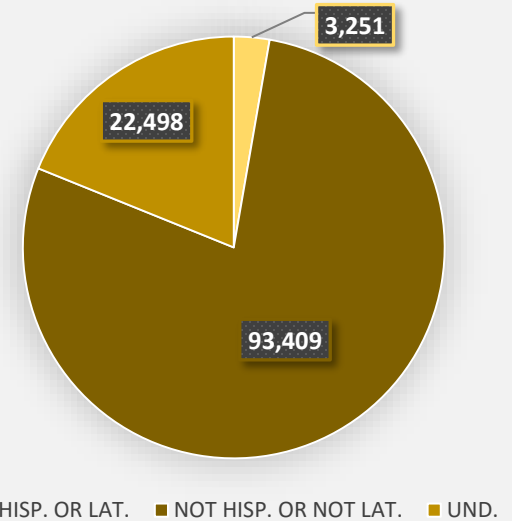
### Age



### Race



### Ethnicity



## Voter Registration by Precinct and Party

Precinct Name	DEM	REP	LIB	GRE	UNA	TOTAL
0101 Arthur	1,817	940	26	0	1,191	3,974
0200A Ayden A	931	946	13	0	957	2,847
0200B Ayden B	1,129	587	7	0	700	2,423
0301 Belvoir	2,368	664	14	0	1,137	4,183
0401 Bethel	848	263	9	1	343	1,464
0501 Carolina	460	524	1	0	377	1,362
0601 Chicod	1,016	2,182	33	0	1,791	5,022
0701 Falkland	658	760	16	0	717	2,151
0800A Farmville A	1,092	694	15	1	624	2,426
0800B Farmville B	957	472	7	0	544	1,980
0901 Fountain	296	306	3	1	225	831
1001 Grifton	1,090	964	17	1	898	2,970
1101 Grimesland	497	383	7	0	392	1,279
1102A Simpson A	1,120	1,194	15	1	1,142	3,472
1102B Simpson B	1,137	1,651	17	0	1,529	4,334
1201 Pactolus	1,720	1,134	21	0	1,275	4,150
1301 Swift Creek	234	526	5	0	391	1,156
1403A1 Winterville West	1,236	1,086	18	0	1,096	3,436
1403A2 Winterville South	1,394	931	20	0	1,055	3,400
1403B Winterville North	1,893	1,408	27	0	1,576	4,904
1501 Greenville #1	801	59	5	0	222	1,087
1503 Greenville #3	1,641	322	23	1	1,035	3,022
1504A Greenville #4A	1,690	222	13	0	781	2,706
1504B Greenville #4B	2,675	662	41	0	1,569	4,947
1505A Greenville #5A	1,658	323	20	2	876	2,879
1505B Greenville #5B	2,026	148	13	0	667	2,854
1506 Greenville #6	1,052	300	29	1	879	2,261
1507 Greenville #7	1,250	622	34	2	1,624	3,532
1507B Greenville #7B	372	350	14	1	972	1,709
1508A Greenville #8A	366	498	24	0	990	1,878
1508B Greenville #8B	666	405	23	0	883	1,977
1509 Greenville #9	1,639	990	41	2	1,695	4,367
1510A Greenville#10A	786	809	8	0	745	2,348
1510B Greenville #10B	942	753	14	0	965	2,674
1511A Greenville #11A	1,137	1,338	20	0	1,280	3,775
1511B Greenville #11B	1,441	910	39	3	1,555	3,948
1512A Greenville #12A	2,934	1,415	46	1	1,975	6,371
1512B Greenville #12B	1,240	502	23	0	898	2,663
1513A Greenville #13A	1,154	1,097	30	0	1,330	3,611
1513B Greenville #13B	908	804	16	0	951	2,679
EDT	40	18	0	0	48	106
<b>Totals</b>	<b>48,311</b>	<b>30,162</b>	<b>767</b>	<b>18</b>	<b>39,900</b>	<b>119,158</b>

## Voter Registration Statistics

June 2, 2023

MONTH	DEM	GRE	REP	LIB	UNA	TOTAL
Jul-22	49,110	0	30,153	752	38,321	118,336
Aug-22	48,978	0	30,158	759	38,817	118,712
Sep-22	48,893	0	30,135	762	38,902	118,692
Oct-22	48,856	3	30,197	773	39,447	119,276
Nov-22	48,891	6	30,246	768	39,676	119,587
Dec-22	49,094	12	30,417	778	39,940	120,241
Jan-23	49,017	13	30,386	776	39,905	120,097
Feb-23	48,330	16	30,104	757	39,414	118,621
Mar-23	48,305	17	30,113	760	39,551	118,746
Apr-23	48,306	18	30,115	761	39,663	118,863
May-23	48,276	18	30,153	765	39,803	119,015
Jun-23	48,311	18	30,162	767	39,900	119,158

RACE	DEM	GRE	REP	LIB	UNA	TOTAL
ASIAN	281	0	180	8	529	998
BLACK or AFR. AM.	31,307	4	999	131	7,671	40,112
IND. AM. or ALASKA NAT.	79	0	57	2	116	254
TWO or MORE RACES	308	0	76	12	323	719
OTHER	1,520	0	605	41	1,857	4,023
NATIVE HAW. or PAC. IS.	2	0	1	0	2	5
UND.	1,887	0	1,184	58	5,961	9,090
WHITE	12,927	14	27,060	515	23,441	63,957
<b>TOTAL</b>	<b>48,311</b>	<b>18</b>	<b>30,162</b>	<b>767</b>	<b>39,900</b>	<b>119,158</b>

GENDER	DEM	GRE	REP	LIB	UNA	TOTAL
FEMALE	28,612	9	14,497	295	17,375	60,788
MALE	17,583	9	14,247	380	16,325	48,544
UND.	2,116	0	1,418	92	6,200	9,826
<b>TOTAL</b>	<b>48,311</b>	<b>18</b>	<b>30,162</b>	<b>767</b>	<b>39,900</b>	<b>119,158</b>

ETHNICITY	DEM	GRE	REP	LIB	UNA	TOTAL
HISP. OR LAT.	1,271	0	518	32	1,430	3,251
NOT HISP. OR NOT LAT.	39,526	14	25,187	573	28,109	93,409
UND.	7,514	4	4,457	162	10,361	22,498
<b>TOTAL</b>	<b>48,311</b>	<b>18</b>	<b>30,162</b>	<b>767</b>	<b>39,900</b>	<b>119,158</b>

## Voter Registration Statistics

June 2, 2023

AGE	DEM	GRE	REP	LIB	UNA	TOTAL
Age < 18	0	0	0	0	0	0
Age 18 - 25	6,272	8	4,192	218	10,116	20,806
Age 26 - 40	12,004	3	7,033	352	12,381	31,773
Age 41 - 65	18,739	7	12,290	176	12,278	43,490
Age Over 65	11,296	0	6,647	21	5,125	23,089
<b>TOTAL</b>	<b>48,311</b>	<b>18</b>	<b>30,162</b>	<b>767</b>	<b>39,900</b>	<b>119,158</b>

CONGRESSIONAL	DEM	GRE	REP	LIB	UNA	TOTAL
DISTRICT 1	45,036	17	25,694	696	35,834	107,277
DISTRICT 3	3,235	1	4,450	71	4,018	11,775
<b>TOTAL</b>	<b>48,271</b>	<b>18</b>	<b>30,144</b>	<b>767</b>	<b>39,852</b>	<b>119,052</b>

NC SENATE	DEM	GRE	REP	LIB	UNA	TOTAL
DISTRICT 5	48,271	18	30,144	767	39,852	119,052
<b>TOTAL</b>	<b>48,271</b>	<b>18</b>	<b>30,144</b>	<b>767</b>	<b>39,852</b>	<b>119,052</b>

NC HOUSE	DEM	GRE	REP	LIB	UNA	TOTAL
DISTRICT 8	25,122	11	13,415	398	20,146	59,092
DISTRICT 9	23,149	7	16,729	369	19,706	59,960
<b>TOTAL</b>	<b>48,271</b>	<b>18</b>	<b>30,144</b>	<b>767</b>	<b>39,852</b>	<b>119,052</b>

COUNTY COMMISSIONER	DEM	GRE	REP	LIB	UNA	TOTAL
DISTRICT 01/A	10,235	3	2,945	129	5,722	19,034
DISTRICT 02/A	9,483	2	3,156	98	5,182	17,921
DISTRICT 03/B	7,181	7	5,008	181	8,843	21,220
DISTRICT 04/C	8,056	2	5,663	100	6,005	19,826
DISTRICT 05/C	7,648	3	6,053	156	7,403	21,263
DISTRICT 06/B	5,668	1	7,319	103	6,697	19,788
<b>TOTAL</b>	<b>48,271</b>	<b>18</b>	<b>30,144</b>	<b>767</b>	<b>39,852</b>	<b>119,052</b>

## Voter Registration Statistics

June 2, 2023

SCHOOL	DEM	GRE	REP	LIB	UNA	TOTAL
DISTRICT 1	6,763	3	1,675	90	3,522	12,053
DISTRICT 2	7,128	1	1,986	105	4,318	13,538
DISTRICT 3	6,348	2	1,884	53	3,231	11,518
DISTRICT 4	5,533	2	4,274	78	4,297	14,184
DISTRICT 5	5,206	0	4,105	89	4,724	14,124
DISTRICT 6	4,090	1	4,527	67	4,141	12,826
DISTRICT 7	4,598	4	4,020	86	4,894	13,602
DISTRICT 8	4,319	4	2,893	134	6,141	13,491
DISTRICT 9	4,286	1	4,780	65	4,584	13,716
<b>TOTAL</b>	<b>48,271</b>	<b>18</b>	<b>30,144</b>	<b>767</b>	<b>39,852</b>	<b>119,052</b>

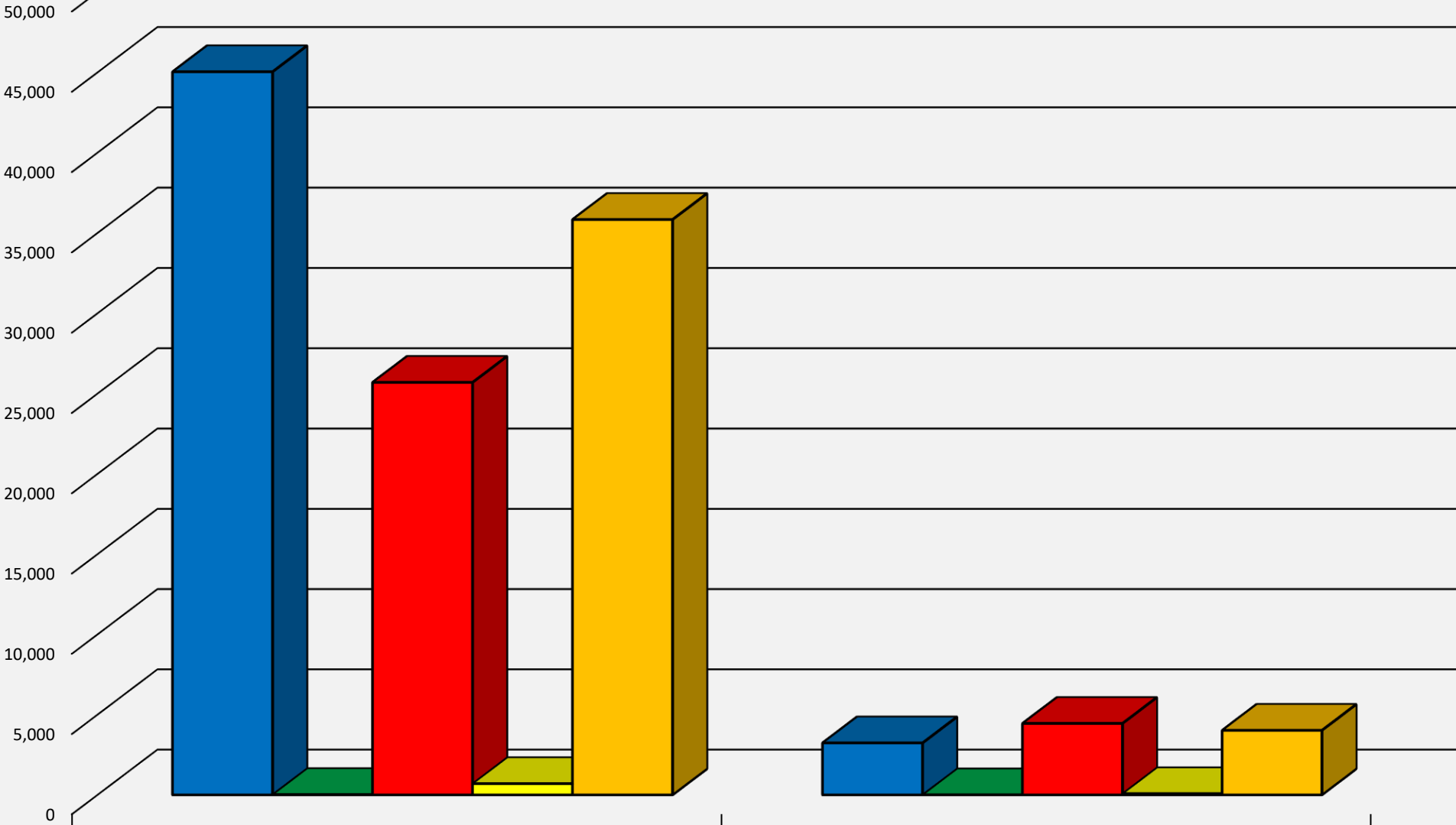
MUNICIPALITY	DEM	GRE	REP	LIB	UNA	TOTAL
AYDEN	1,640	0	849	15	1,069	3,573
BETHEL	560	1	143	7	212	923
FALKLAND	20	0	19	0	14	53
FARMVILLE	1,665	1	769	16	826	3,277
FOUNTAIN	107	0	60	0	69	236
GREENVILLE	27,077	13	12,255	478	22,133	61,956
GRIFTON	652	1	387	7	472	1,519
GRIMESLAND	132	0	80	1	104	317
SIMPSON	146	0	79	1	81	307
WINTERVILLE	3,288	0	2,064	50	2,385	7,787
<b>TOTAL</b>	<b>35,287</b>	<b>16</b>	<b>16,705</b>	<b>575</b>	<b>27,365</b>	<b>79,948</b>

AYDEN	DEM	GRE	REP	LIB	UNA	TOTAL
WARD 1	268	0	112	2	137	519
WARD 2	341	0	197	3	230	771
WARD 3	424	0	217	6	290	937
WARD 4	212	0	278	3	285	778
WARD 5	395	0	45	1	127	568
<b>TOTAL</b>	<b>1,640</b>	<b>0</b>	<b>849</b>	<b>15</b>	<b>1,069</b>	<b>3,573</b>

GREENVILLE	DEM	GRE	REP	LIB	UNA	TOTAL
DISTRICT 1	6,608	1	1,333	91	3,575	11,608
DISTRICT 2	6,718	3	1,383	73	3,366	11,543
DISTRICT 3	4,265	5	2,575	135	6,245	13,225
DISTRICT 4	4,563	3	3,510	96	4,691	12,863
DISTRICT 5	4,923	1	3,454	83	4,256	12,717
<b>TOTAL</b>	<b>27,077</b>	<b>13</b>	<b>12,255</b>	<b>478</b>	<b>22,133</b>	<b>61,956</b>

# Congressional District and Party

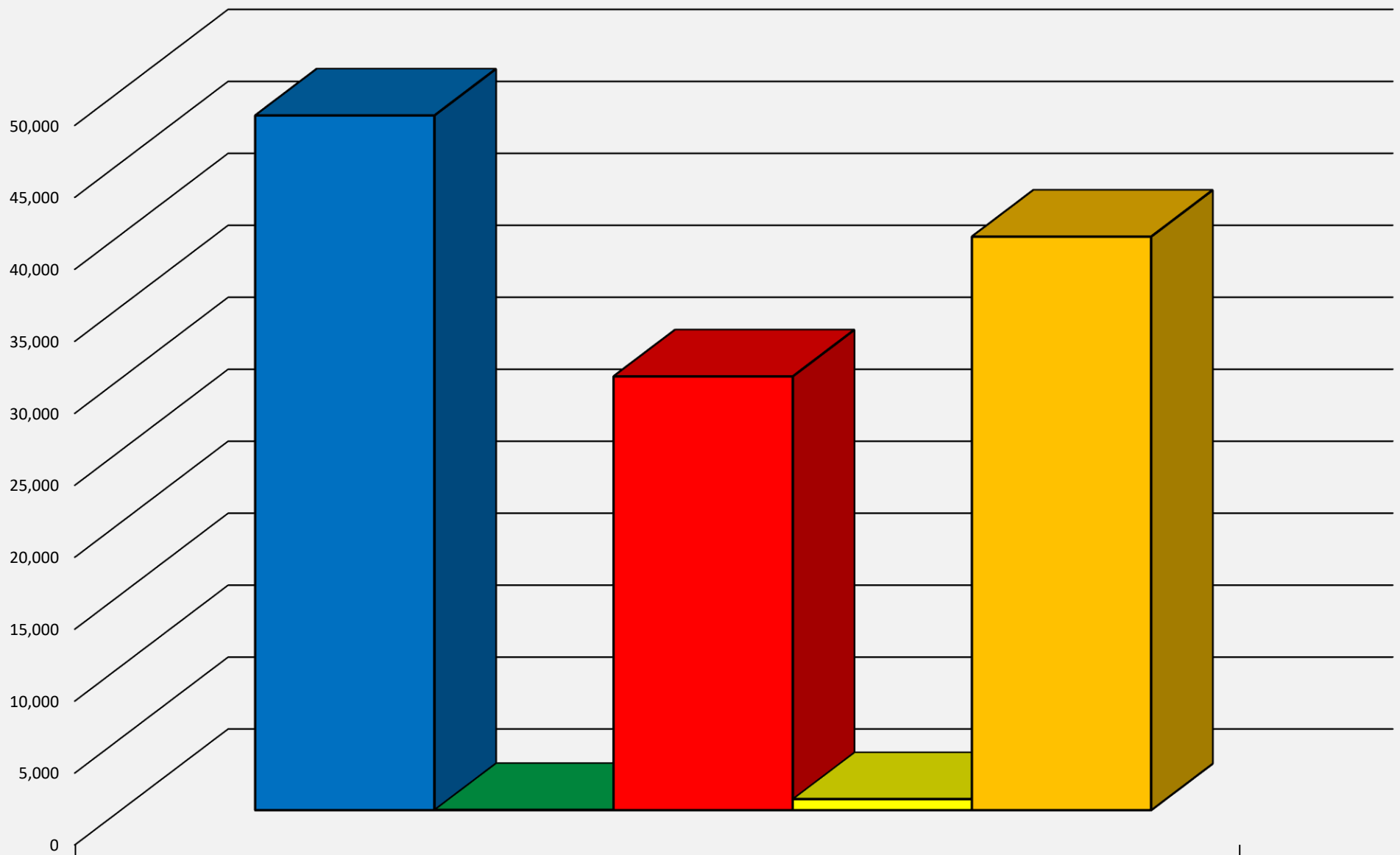
## June 2, 2023



	DISTRICT 1	DISTRICT 3
■ DEM	45,036	3,235
■ GRE	17	1
■ REP	25,694	4,450
■ LIB	696	71
■ UNA	35,834	4,018

# NC Senate District and Party

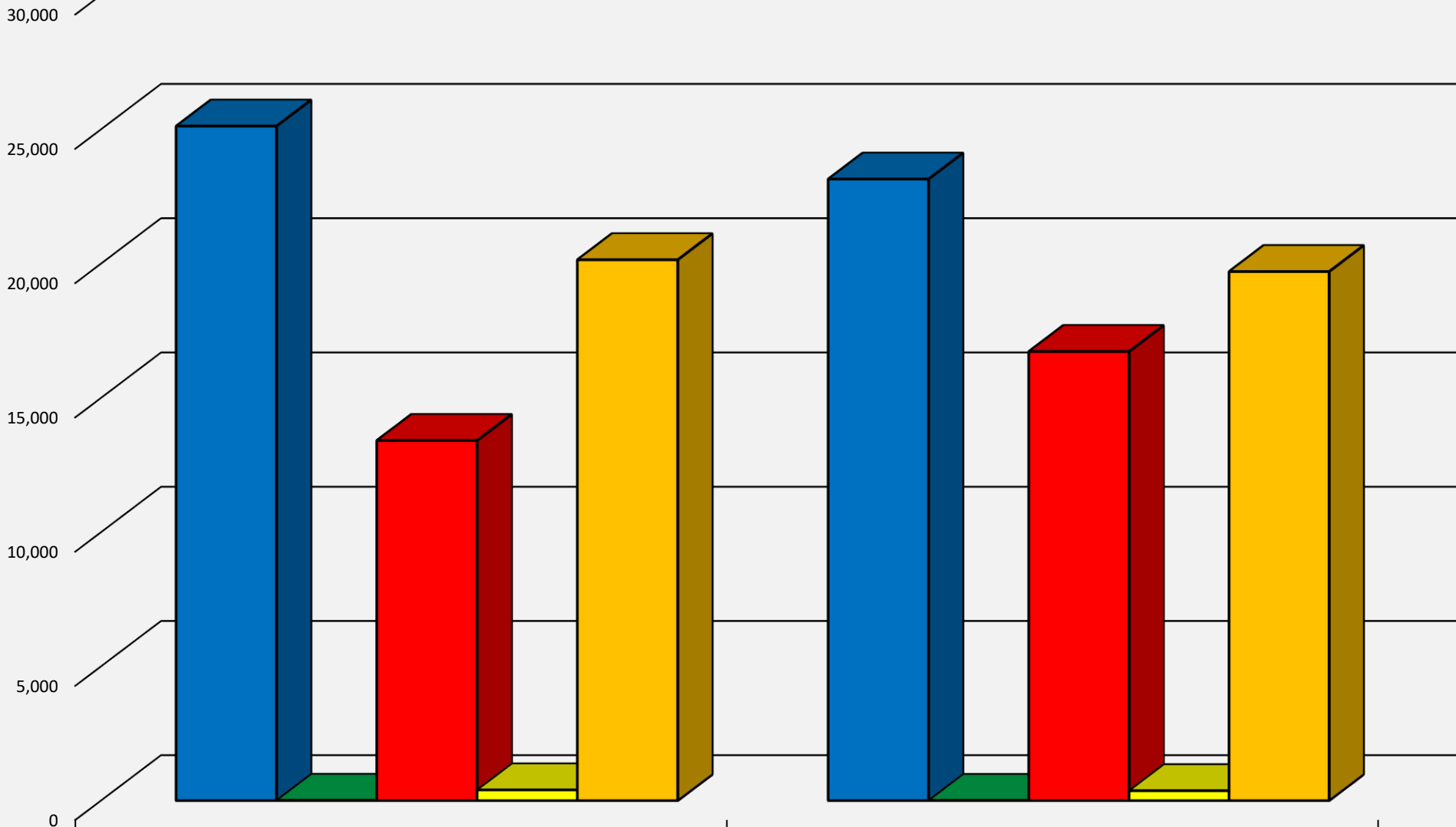
## June 2, 2023



■ DEM	48,271
■ GRE	18
■ REP	30,144
■ LIB	767
■ UNA	39,852

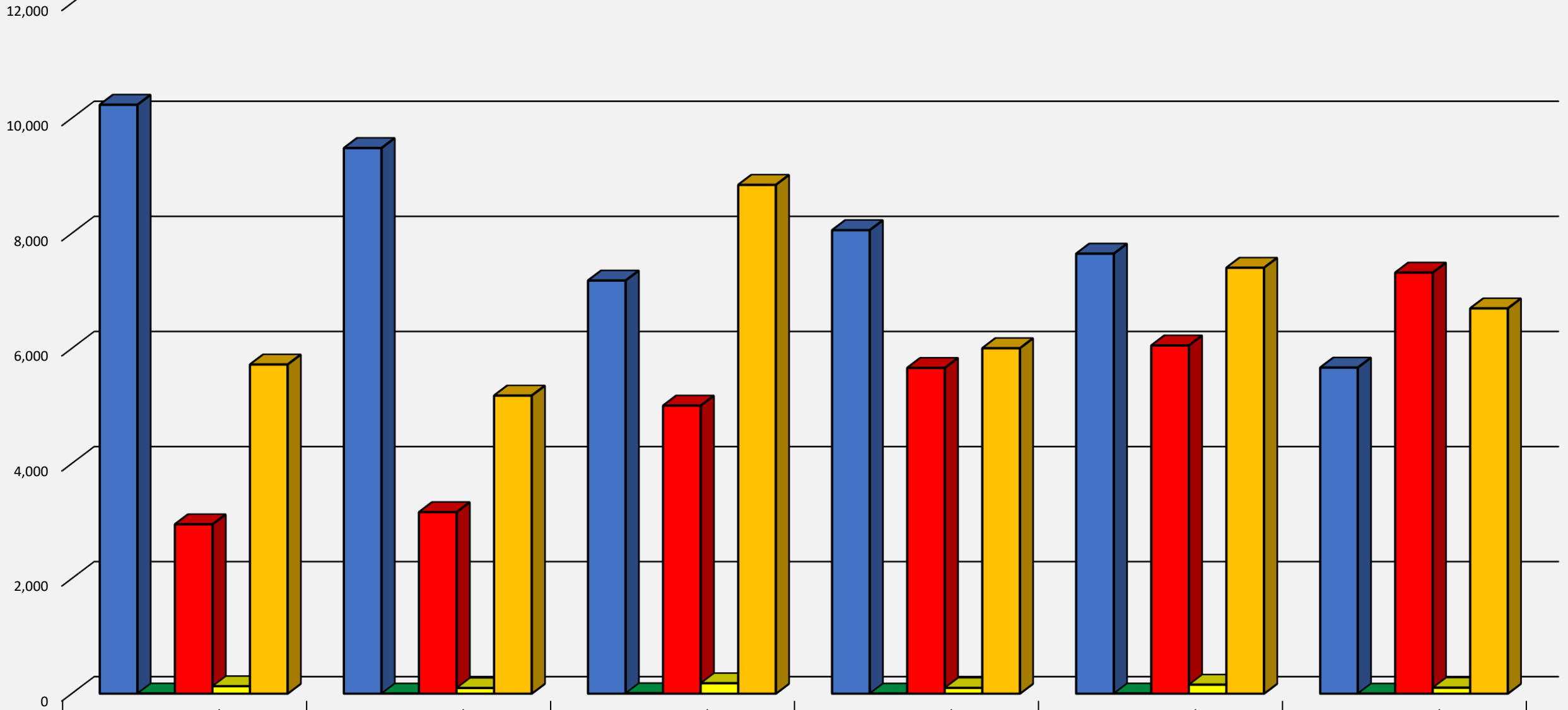


## NC House District and Party June 2, 2023



	DISTRICT 8	DISTRICT 9
DEM	25,122	23,149
GRE	11	7
REP	13,415	16,729
LIB	398	369
UNA	20,146	19,706

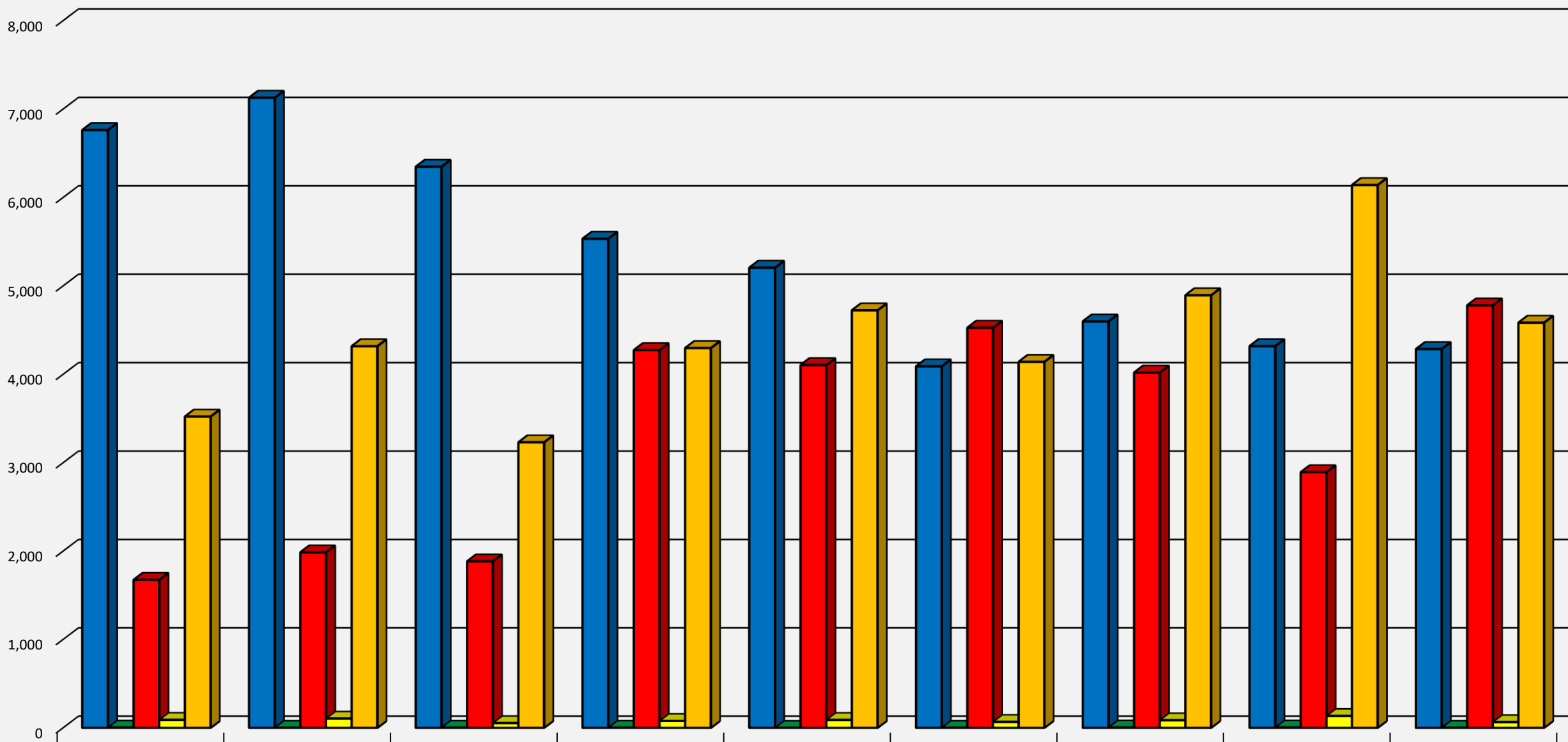
## County Commissioner District and Party June 2, 2023



	DISTRICT 01/A	DISTRICT 02/A	DISTRICT 03/B	DISTRICT 04/C	DISTRICT 05/C	DISTRICT 06/B
DEM	10,235	9,483	7,181	8,056	7,648	5,668
GRE	3	2	7	2	3	1
REP	2,945	3,156	5,008	5,663	6,053	7,319
LIB	129	98	181	100	156	103
UNA	5,722	5,182	8,843	6,005	7,403	6,697


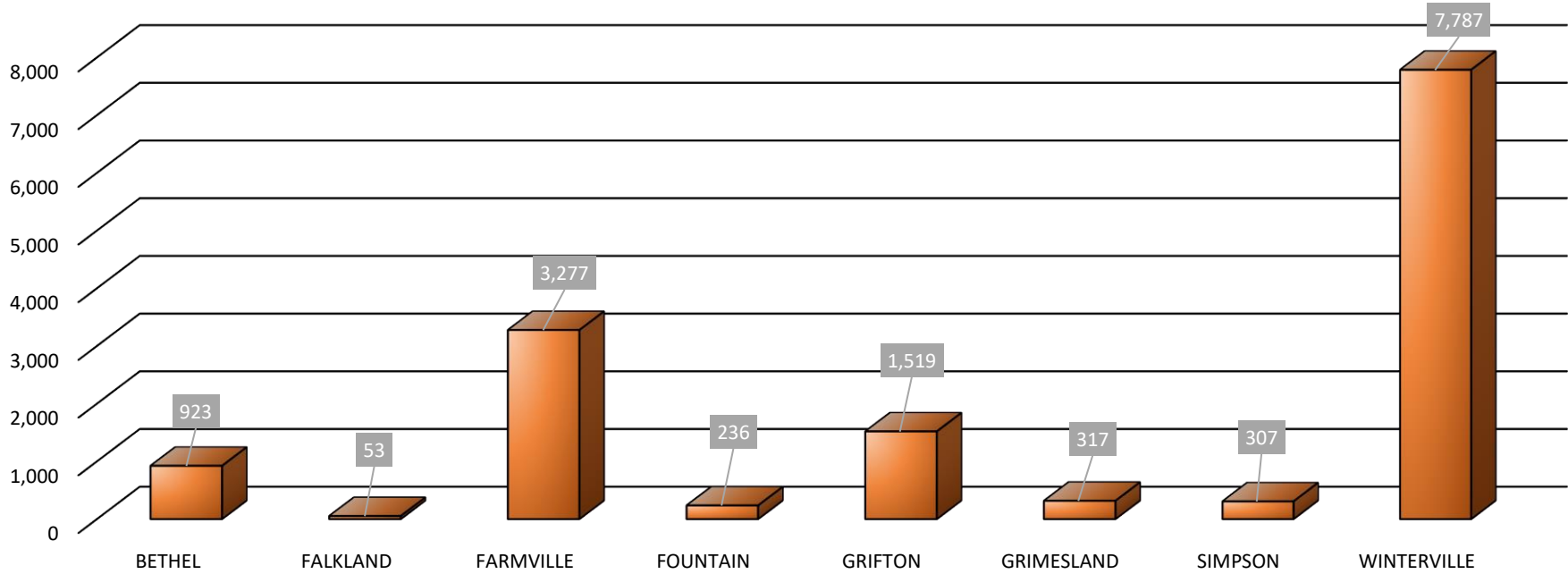
# Board of Education District and Party

June 2, 2023



	DISTRICT 1	DISTRICT 2	DISTRICT 3	DISTRICT 4	DISTRICT 5	DISTRICT 6	DISTRICT 7	DISTRICT 8	DISTRICT 9
DEM	6,763	7,128	6,348	5,533	5,206	4,090	4,598	4,319	4,286
GRE	3	1	2	2	0	1	4	4	1
REP	1,675	1,986	1,884	4,274	4,105	4,527	4,020	2,893	4,780
LIB	90	105	53	78	89	67	86	134	65
UNA	3,522	4,318	3,231	4,297	4,724	4,141	4,894	6,141	4,584

## Total Municipal Registration June 2, 2023

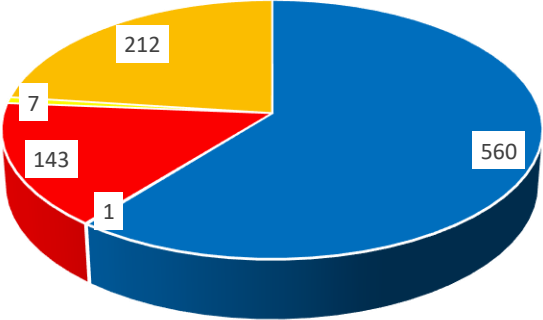


	BETHEL	FALKLAND	FARMVILLE	FOUNTAIN	GRIFTON	GRIMESLAND	SIMPSON	WINTERVILLE
UNA	212	14	826	69	472	104	81	2,385
REP	143	19	769	60	387	80	79	2,064
LIB	7	0	16	0	7	1	1	50
GRE	1	0	1	0	1	0	0	0
DEM	560	20	1,665	107	652	132	146	3,288

■ DEM 
 ■ GRE 
 ■ LIB 
 ■ REP 
 ■ UNA

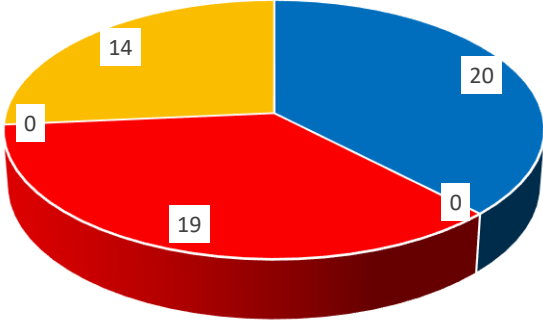
Municipality and Party  
June 2, 2023

BETHEL



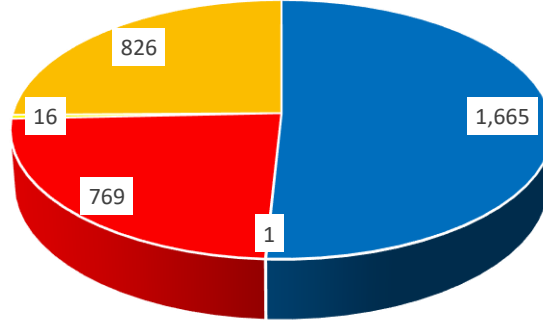
DEM GRE REP LIB UNA

FALKLAND



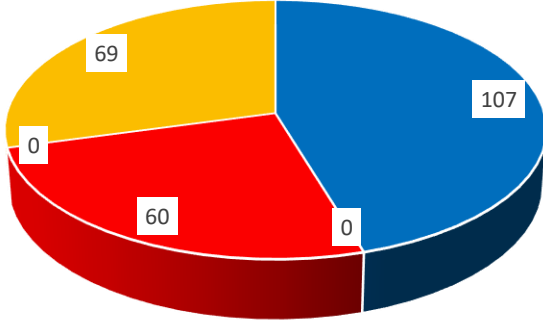
DEM GRE REP LIB UNA

FARMVILLE



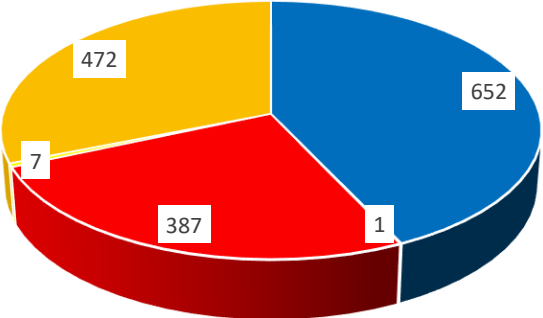
DEM GRE REP LIB UNA

FOUNTAIN



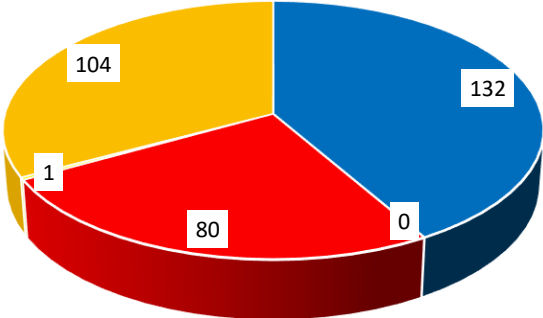
DEM GRE REP LIB UNA

GRIFTON



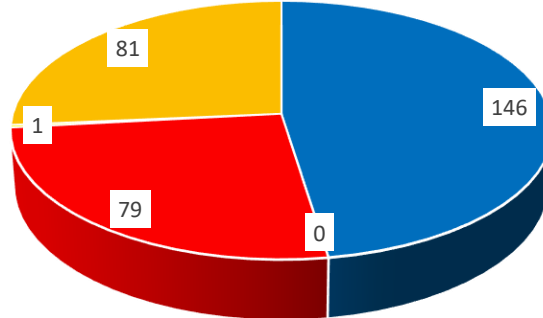
DEM GRE REP LIB UNA

GRIMESLAND



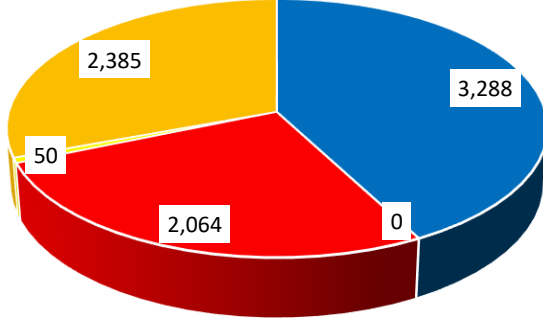
DEM GRE REP LIB UNA

SIMPSON



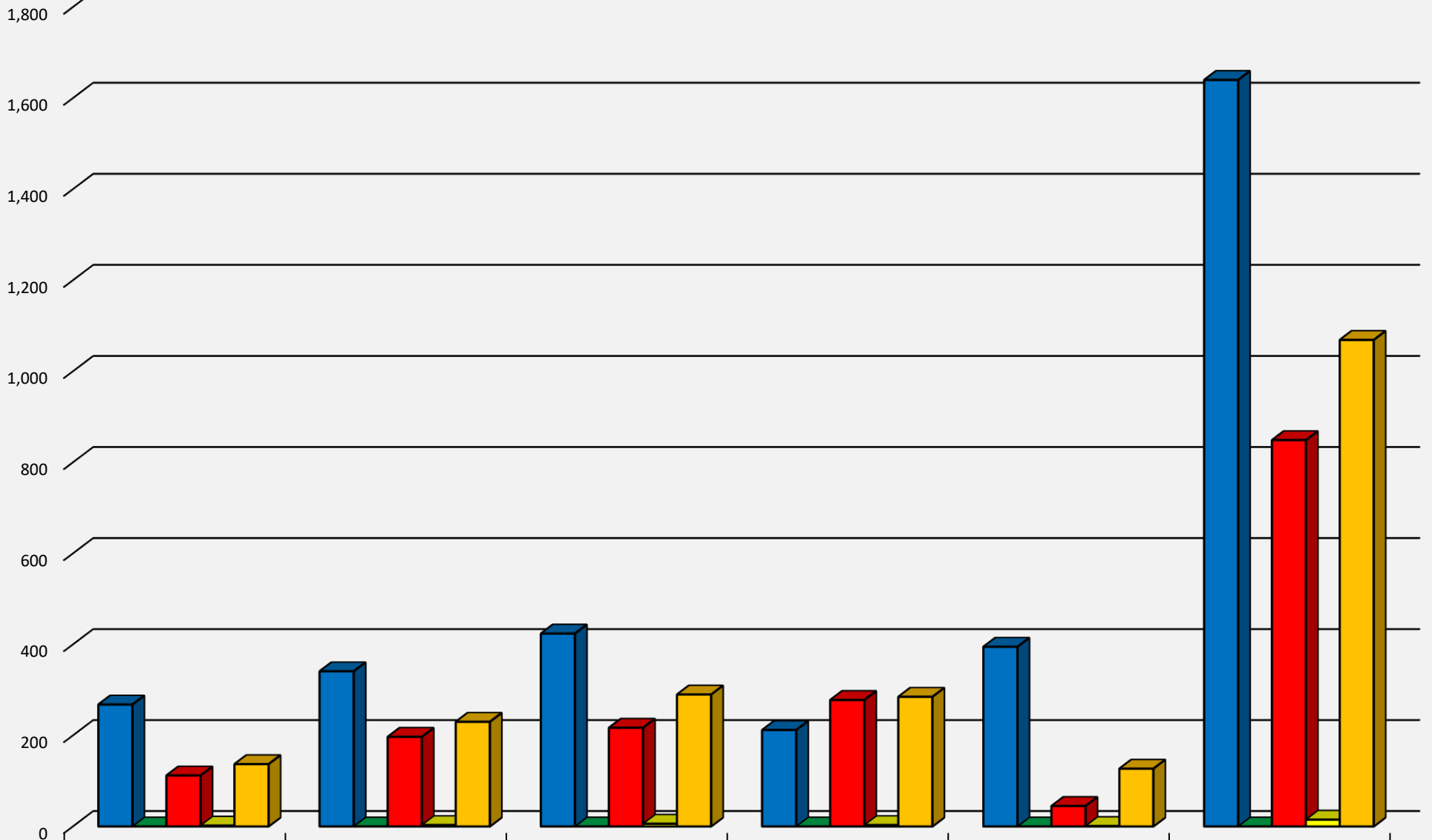
DEM GRE REP LIB UNA

WINTERVILLE



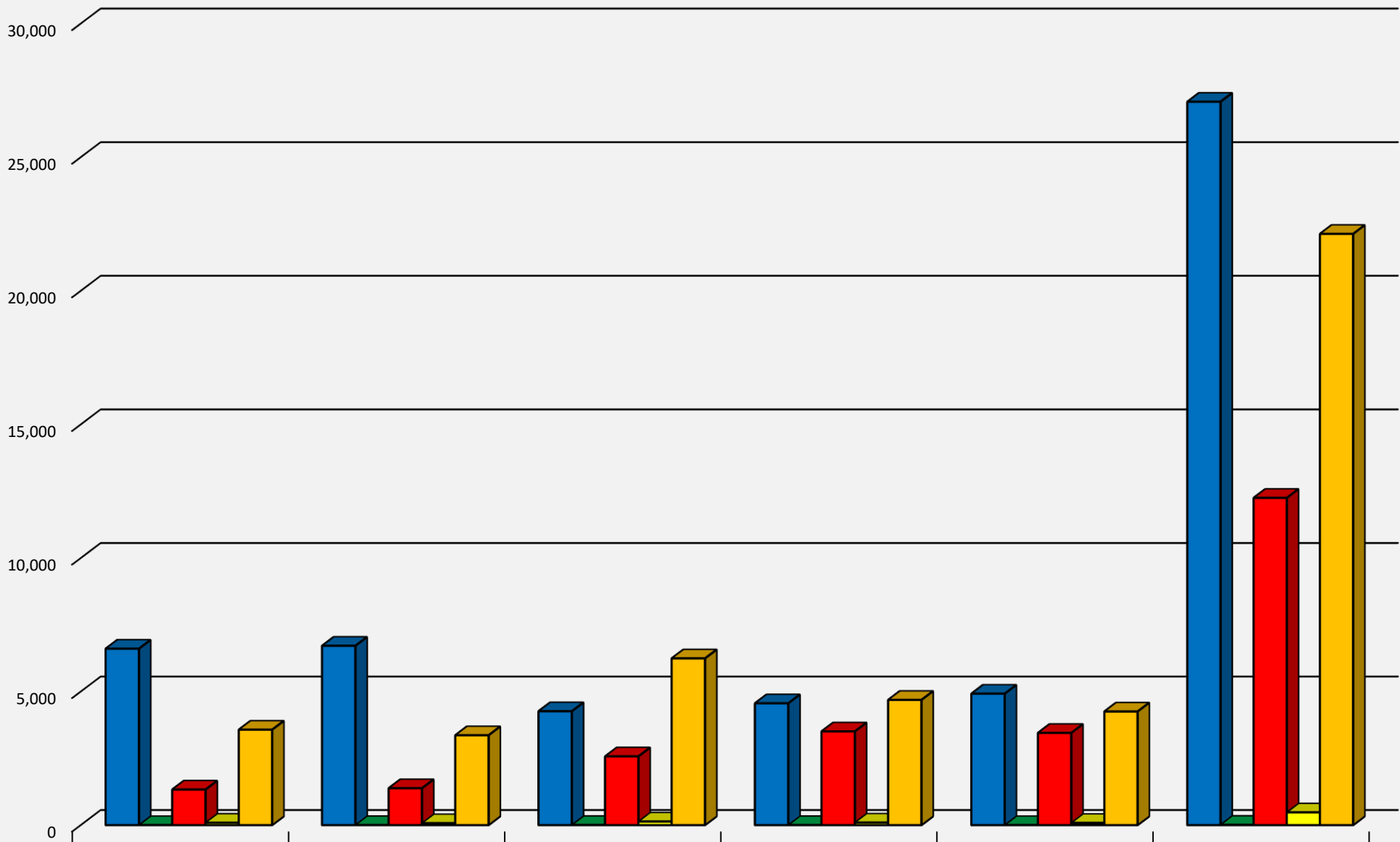
DEM GRE REP LIB UNA

## Ayden Ward and Party June 2, 2023



	WARD 1	WARD 2	WARD 3	WARD 4	WARD 5	TOTAL
DEM	268	341	424	212	395	1,640
GRE	0	0	0	0	0	0
REP	112	197	217	278	45	849
LIB	2	3	6	3	1	15
UNA	137	230	290	285	127	1,069

## Greenville Council District and Party June 2, 2023



	DISTRICT 1	DISTRICT 2	DISTRICT 3	DISTRICT 4	DISTRICT 5	TOTAL
DEM	6,608	6,718	4,265	4,563	4,923	27,077
GRE	1	3	5	3	1	13
REP	1,333	1,383	2,575	3,510	3,454	12,255
LIB	91	73	135	96	83	478
UNA	3,575	3,366	6,245	4,691	4,256	22,133