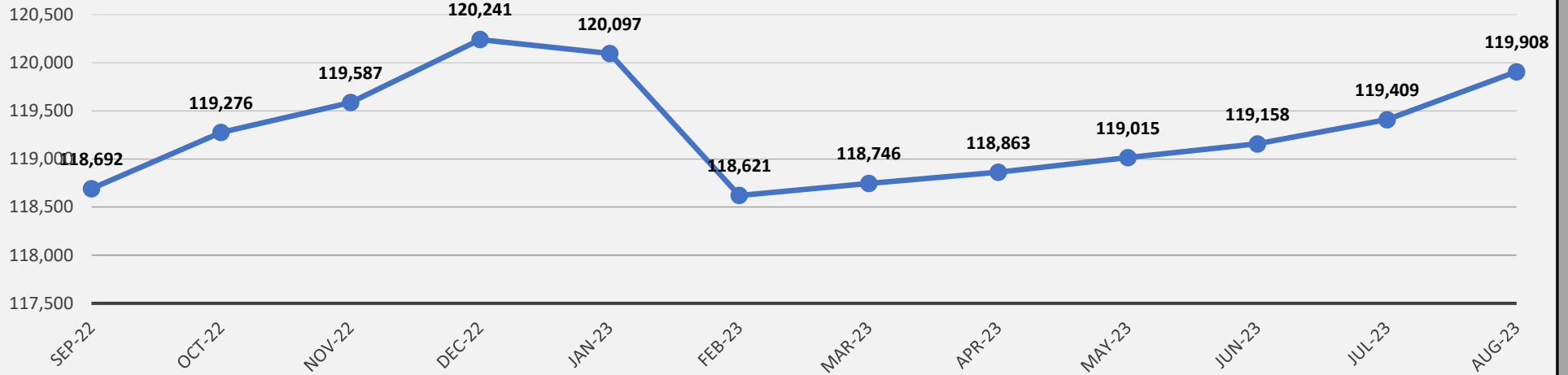
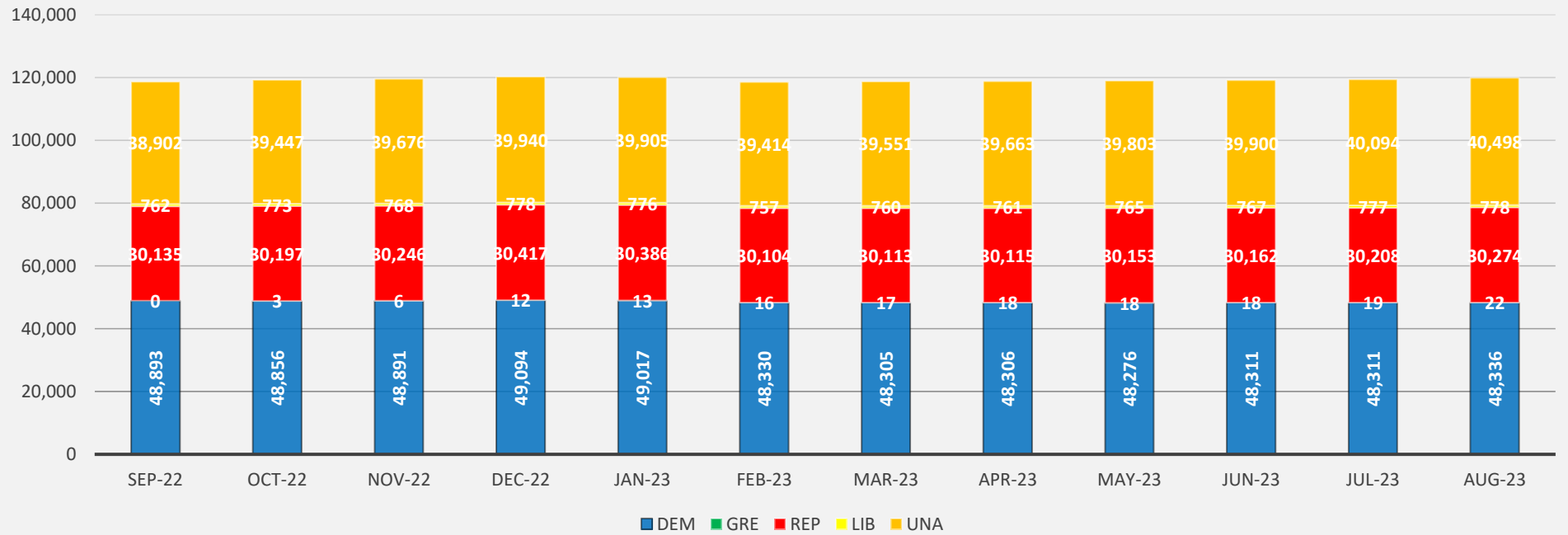


# Voter Registration August 10, 2023

## September 2022 - August 2023



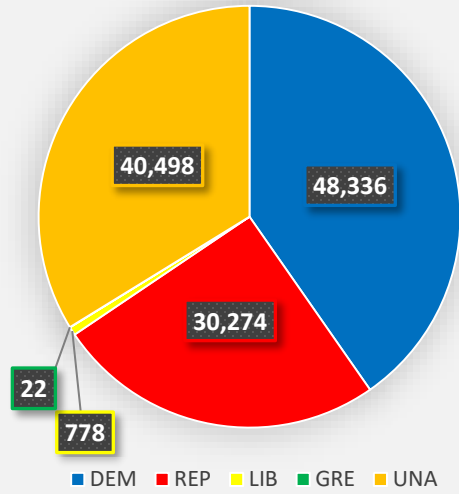
## Month and Party



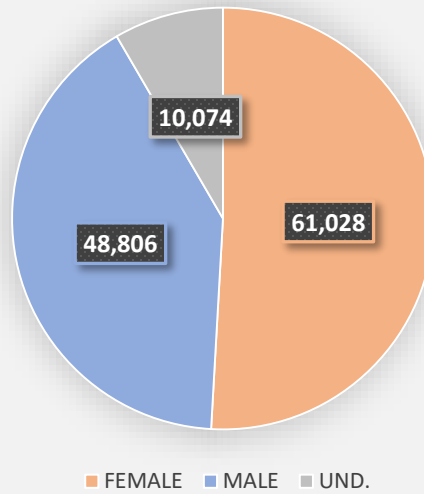
# Voter Registration by Demographic

## August 10, 2023

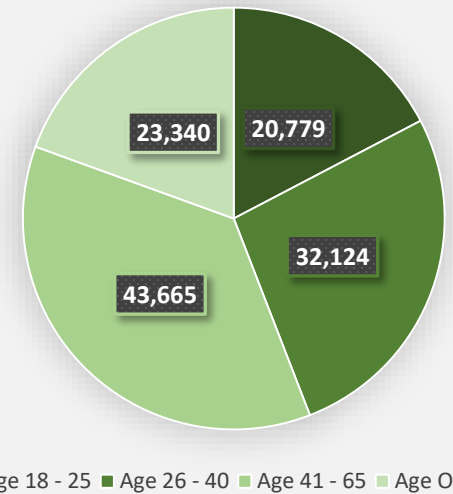
### Party



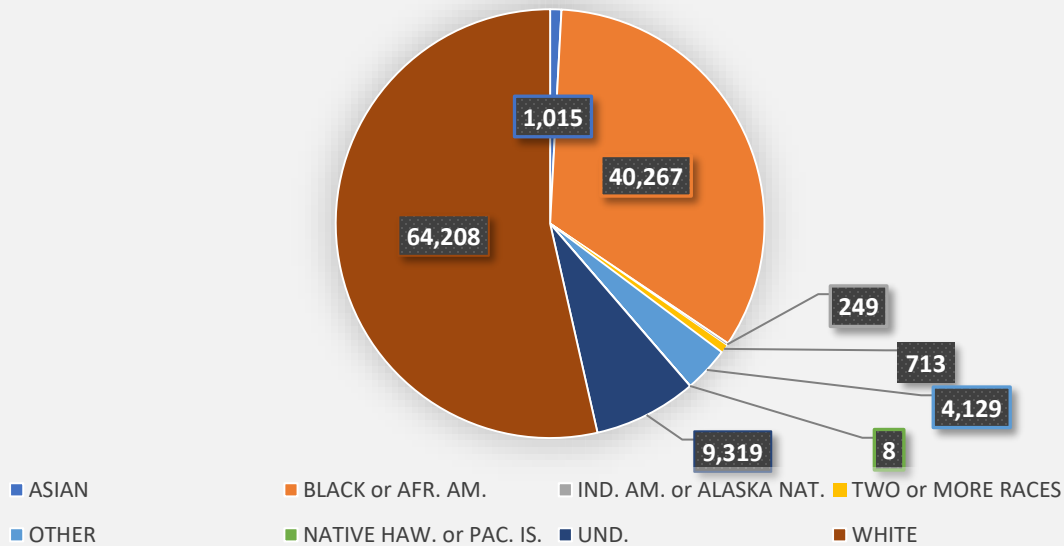
### Gender



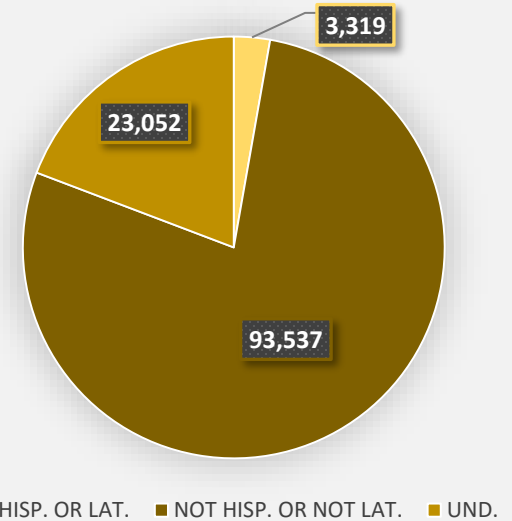
### Age



### Race



### Ethnicity



## Voter Registration by Precinct and Party

| Precinct Name            | DEM           | REP           | LIB        | GRE       | UNA           | TOTAL          |
|--------------------------|---------------|---------------|------------|-----------|---------------|----------------|
| 0101 Arthur              | 1,824         | 945           | 26         | 0         | 1,208         | 4,003          |
| 0200A Ayden A            | 936           | 951           | 13         | 0         | 972           | 2,872          |
| 0200B Ayden B            | 1,124         | 589           | 8          | 0         | 716           | 2,437          |
| 0301 Belvoir             | 2,369         | 668           | 14         | 0         | 1,136         | 4,187          |
| 0401 Bethel              | 851           | 265           | 9          | 1         | 348           | 1,474          |
| 0501 Carolina            | 456           | 523           | 3          | 0         | 385           | 1,367          |
| 0601 Chicod              | 1,016         | 2,186         | 34         | 0         | 1,810         | 5,046          |
| 0701 Falkland            | 657           | 767           | 17         | 0         | 722           | 2,163          |
| 0800A Farmville A        | 1,100         | 698           | 14         | 1         | 635           | 2,448          |
| 0800B Farmville B        | 954           | 474           | 6          | 0         | 563           | 1,997          |
| 0901 Fountain            | 298           | 306           | 4          | 1         | 228           | 837            |
| 1001 Grifton             | 1,085         | 955           | 17         | 2         | 907           | 2,966          |
| 1101 Grimesland          | 495           | 382           | 7          | 0         | 398           | 1,282          |
| 1102A Simpson A          | 1,123         | 1,204         | 15         | 1         | 1,168         | 3,511          |
| 1102B Simpson B          | 1,147         | 1,669         | 16         | 0         | 1,558         | 4,390          |
| 1201 Pactolus            | 1,717         | 1,136         | 21         | 0         | 1,293         | 4,167          |
| 1301 Swift Creek         | 235           | 532           | 6          | 0         | 399           | 1,172          |
| 1403A1 Winterville West  | 1,244         | 1,094         | 16         | 0         | 1,122         | 3,476          |
| 1403A2 Winterville South | 1,390         | 928           | 21         | 0         | 1,076         | 3,415          |
| 1403B Winterville North  | 1,889         | 1,408         | 27         | 1         | 1,593         | 4,918          |
| 1501 Greenville #1       | 798           | 59            | 5          | 0         | 224           | 1,086          |
| 1503 Greenville #3       | 1,632         | 319           | 23         | 1         | 1,049         | 3,024          |
| 1504A Greenville #4A     | 1,700         | 224           | 13         | 1         | 806           | 2,744          |
| 1504B Greenville #4B     | 2,705         | 674           | 45         | 0         | 1,592         | 5,016          |
| 1505A Greenville #5A     | 1,663         | 323           | 20         | 2         | 911           | 2,919          |
| 1505B Greenville #5B     | 2,024         | 155           | 13         | 0         | 677           | 2,869          |
| 1506 Greenville #6       | 1,044         | 304           | 29         | 1         | 880           | 2,258          |
| 1507 Greenville #7       | 1,254         | 628           | 35         | 2         | 1,658         | 3,577          |
| 1507B Greenville #7B     | 370           | 351           | 14         | 1         | 969           | 1,705          |
| 1508A Greenville #8A     | 362           | 491           | 24         | 0         | 985           | 1,862          |
| 1508B Greenville #8B     | 666           | 403           | 24         | 0         | 880           | 1,973          |
| 1509 Greenville #9       | 1,632         | 996           | 41         | 2         | 1,725         | 4,396          |
| 1510A Greenville#10A     | 781           | 798           | 8          | 0         | 748           | 2,335          |
| 1510B Greenville #10B    | 940           | 752           | 14         | 0         | 975           | 2,681          |
| 1511A Greenville #11A    | 1,139         | 1,342         | 20         | 0         | 1,310         | 3,811          |
| 1511B Greenville #11B    | 1,447         | 919           | 39         | 3         | 1,582         | 3,990          |
| 1512A Greenville #12A    | 2,938         | 1,418         | 46         | 1         | 2,020         | 6,423          |
| 1512B Greenville #12B    | 1,225         | 508           | 23         | 0         | 908           | 2,664          |
| 1513A Greenville #13A    | 1,153         | 1,101         | 31         | 0         | 1,351         | 3,636          |
| 1513B Greenville #13B    | 917           | 813           | 17         | 1         | 967           | 2,715          |
| EDT                      | 36            | 16            | 0          | 0         | 44            | 96             |
| <b>Totals</b>            | <b>48,336</b> | <b>30,274</b> | <b>778</b> | <b>22</b> | <b>40,498</b> | <b>119,908</b> |

## Voter Registration Statistics

August 10, 2023

| MONTH  | DEM    | GRE | REP    | LIB | UNA    | TOTAL   |
|--------|--------|-----|--------|-----|--------|---------|
| Sep-22 | 48,893 | 0   | 30,135 | 762 | 38,902 | 118,692 |
| Oct-22 | 48,856 | 3   | 30,197 | 773 | 39,447 | 119,276 |
| Nov-22 | 48,891 | 6   | 30,246 | 768 | 39,676 | 119,587 |
| Dec-22 | 49,094 | 12  | 30,417 | 778 | 39,940 | 120,241 |
| Jan-23 | 49,017 | 13  | 30,386 | 776 | 39,905 | 120,097 |
| Feb-23 | 48,330 | 16  | 30,104 | 757 | 39,414 | 118,621 |
| Mar-23 | 48,305 | 17  | 30,113 | 760 | 39,551 | 118,746 |
| Apr-23 | 48,306 | 18  | 30,115 | 761 | 39,663 | 118,863 |
| May-23 | 48,276 | 18  | 30,153 | 765 | 39,803 | 119,015 |
| Jun-23 | 48,311 | 18  | 30,162 | 767 | 39,900 | 119,158 |
| Jul-23 | 48,311 | 19  | 30,208 | 777 | 40,094 | 119,409 |
| Aug-23 | 48,336 | 22  | 30,274 | 778 | 40,498 | 119,908 |

| RACE                    | DEM           | GRE       | REP           | LIB        | UNA           | TOTAL          |
|-------------------------|---------------|-----------|---------------|------------|---------------|----------------|
| ASIAN                   | 284           | 0         | 185           | 8          | 538           | 1,015          |
| BLACK or AFR. AM.       | 31,341        | 5         | 1,029         | 137        | 7,755         | 40,267         |
| IND. AM. or ALASKA NAT. | 78            | 0         | 55            | 2          | 114           | 249            |
| TWO or MORE RACES       | 306           | 0         | 76            | 11         | 320           | 713            |
| OTHER                   | 1,557         | 0         | 630           | 41         | 1,901         | 4,129          |
| NATIVE HAW. or PAC. IS. | 4             | 0         | 1             | 0          | 3             | 8              |
| UND.                    | 1,882         | 0         | 1,181         | 59         | 6,197         | 9,319          |
| WHITE                   | 12,884        | 17        | 27,117        | 520        | 23,670        | 64,208         |
| <b>TOTAL</b>            | <b>48,336</b> | <b>22</b> | <b>30,274</b> | <b>778</b> | <b>40,498</b> | <b>119,908</b> |

| GENDER       | DEM           | GRE       | REP           | LIB        | UNA           | TOTAL          |
|--------------|---------------|-----------|---------------|------------|---------------|----------------|
| FEMALE       | 28,605        | 12        | 14,538        | 296        | 17,577        | 61,028         |
| MALE         | 17,612        | 10        | 14,317        | 389        | 16,478        | 48,806         |
| UND.         | 2,119         | 0         | 1,419         | 93         | 6,443         | 10,074         |
| <b>TOTAL</b> | <b>48,336</b> | <b>22</b> | <b>30,274</b> | <b>778</b> | <b>40,498</b> | <b>119,908</b> |

| ETHNICITY             | DEM           | GRE       | REP           | LIB        | UNA           | TOTAL          |
|-----------------------|---------------|-----------|---------------|------------|---------------|----------------|
| HISP. OR LAT.         | 1,287         | 0         | 536           | 32         | 1,464         | 3,319          |
| NOT HISP. OR NOT LAT. | 39,435        | 16        | 25,203        | 580        | 28,303        | 93,537         |
| UND.                  | 7,614         | 6         | 4,535         | 166        | 10,731        | 23,052         |
| <b>TOTAL</b>          | <b>48,336</b> | <b>22</b> | <b>30,274</b> | <b>778</b> | <b>40,498</b> | <b>119,908</b> |

## Voter Registration Statistics

August 10, 2023

| AGE          | DEM           | GRE       | REP           | LIB        | UNA           | TOTAL          |
|--------------|---------------|-----------|---------------|------------|---------------|----------------|
| Age < 18     | 0             | 0         | 0             | 0          | 0             | 0              |
| Age 18 - 25  | 6,208         | 10        | 4,158         | 216        | 10,187        | 20,779         |
| Age 26 - 40  | 12,008        | 4         | 7,105         | 362        | 12,645        | 32,124         |
| Age 41 - 65  | 18,704        | 8         | 12,310        | 177        | 12,466        | 43,665         |
| Age Over 65  | 11,416        | 0         | 6,701         | 23         | 5,200         | 23,340         |
| <b>TOTAL</b> | <b>48,336</b> | <b>22</b> | <b>30,274</b> | <b>778</b> | <b>40,498</b> | <b>119,908</b> |

| CONGRESSIONAL | DEM           | GRE       | REP           | LIB        | UNA           | TOTAL          |
|---------------|---------------|-----------|---------------|------------|---------------|----------------|
| DISTRICT 1    | 45,061        | 19        | 25,798        | 704        | 36,386        | 107,968        |
| DISTRICT 3    | 3,239         | 3         | 4,460         | 74         | 4,068         | 11,844         |
| <b>TOTAL</b>  | <b>48,300</b> | <b>22</b> | <b>30,258</b> | <b>778</b> | <b>40,454</b> | <b>119,812</b> |

| NC SENATE    | DEM           | GRE       | REP           | LIB        | UNA           | TOTAL          |
|--------------|---------------|-----------|---------------|------------|---------------|----------------|
| DISTRICT 5   | 48,300        | 22        | 30,258        | 778        | 40,454        | 119,812        |
| <b>TOTAL</b> | <b>48,300</b> | <b>22</b> | <b>30,258</b> | <b>778</b> | <b>40,454</b> | <b>119,812</b> |

| NC HOUSE     | DEM           | GRE       | REP           | LIB        | UNA           | TOTAL          |
|--------------|---------------|-----------|---------------|------------|---------------|----------------|
| DISTRICT 8   | 25,154        | 12        | 13,486        | 405        | 20,410        | 59,467         |
| DISTRICT 9   | 23,146        | 10        | 16,772        | 373        | 20,044        | 60,345         |
| <b>TOTAL</b> | <b>48,300</b> | <b>22</b> | <b>30,258</b> | <b>778</b> | <b>40,454</b> | <b>119,812</b> |

| COUNTY COMMISSIONER | DEM           | GRE       | REP           | LIB        | UNA           | TOTAL          |
|---------------------|---------------|-----------|---------------|------------|---------------|----------------|
| DISTRICT 01/A       | 10,252        | 3         | 2,973         | 132        | 5,847         | 19,207         |
| DISTRICT 02/A       | 9,471         | 2         | 3,159         | 101        | 5,248         | 17,981         |
| DISTRICT 03/B       | 7,171         | 7         | 5,023         | 183        | 8,939         | 21,323         |
| DISTRICT 04/C       | 8,085         | 3         | 5,693         | 99         | 6,116         | 19,996         |
| DISTRICT 05/C       | 7,645         | 4         | 6,075         | 158        | 7,517         | 21,399         |
| DISTRICT 06/B       | 5,676         | 3         | 7,335         | 105        | 6,787         | 19,906         |
| <b>TOTAL</b>        | <b>48,300</b> | <b>22</b> | <b>30,258</b> | <b>778</b> | <b>40,454</b> | <b>119,812</b> |

## Voter Registration Statistics

August 10, 2023

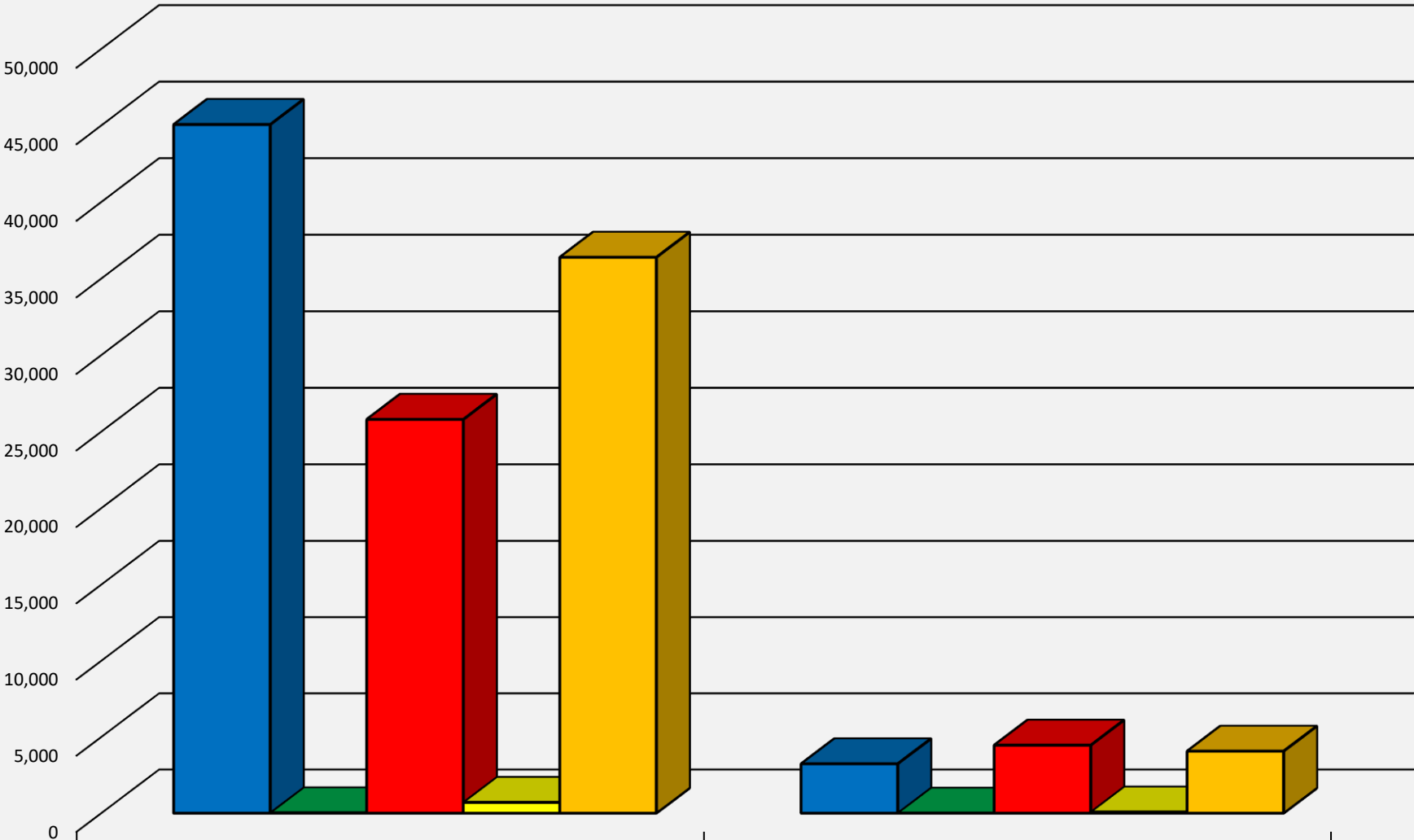
| SCHOOL       | DEM           | GRE       | REP           | LIB        | UNA           | TOTAL          |
|--------------|---------------|-----------|---------------|------------|---------------|----------------|
| DISTRICT 1   | 6,744         | 3         | 1,689         | 88         | 3,601         | 12,125         |
| DISTRICT 2   | 7,166         | 2         | 2,008         | 109        | 4,382         | 13,667         |
| DISTRICT 3   | 6,334         | 2         | 1,883         | 55         | 3,260         | 11,534         |
| DISTRICT 4   | 5,559         | 2         | 4,295         | 79         | 4,394         | 14,329         |
| DISTRICT 5   | 5,200         | 1         | 4,116         | 90         | 4,802         | 14,209         |
| DISTRICT 6   | 4,082         | 2         | 4,531         | 69         | 4,201         | 12,885         |
| DISTRICT 7   | 4,603         | 5         | 4,024         | 87         | 4,952         | 13,671         |
| DISTRICT 8   | 4,312         | 4         | 2,901         | 136        | 6,210         | 13,563         |
| DISTRICT 9   | 4,300         | 1         | 4,811         | 65         | 4,652         | 13,829         |
| <b>TOTAL</b> | <b>48,300</b> | <b>22</b> | <b>30,258</b> | <b>778</b> | <b>40,454</b> | <b>119,812</b> |

| MUNICIPALITY | DEM           | GRE       | REP           | LIB        | UNA           | TOTAL         |
|--------------|---------------|-----------|---------------|------------|---------------|---------------|
| AYDEN        | 1,636         | 0         | 848           | 16         | 1,089         | 3,589         |
| BETHEL       | 564           | 1         | 144           | 7          | 219           | 935           |
| FALKLAND     | 20            | 0         | 19            | 0          | 14            | 53            |
| FARMVILLE    | 1,665         | 1         | 778           | 14         | 849           | 3,307         |
| FOUNTAIN     | 108           | 0         | 58            | 0          | 70            | 236           |
| GREENVILLE   | 27,082        | 15        | 12,314        | 486        | 22,477        | 62,374        |
| GRIFTON      | 648           | 2         | 382           | 7          | 474           | 1,513         |
| GRIMESLAND   | 134           | 0         | 79            | 1          | 105           | 319           |
| SIMPSON      | 148           | 0         | 78            | 1          | 83            | 310           |
| WINTERVILLE  | 3,290         | 1         | 2,068         | 51         | 2,422         | 7,832         |
| <b>TOTAL</b> | <b>35,295</b> | <b>20</b> | <b>16,768</b> | <b>583</b> | <b>27,802</b> | <b>80,468</b> |

| AYDEN        | DEM          | GRE      | REP        | LIB       | UNA          | TOTAL        |
|--------------|--------------|----------|------------|-----------|--------------|--------------|
| WARD 1       | 268          | 0        | 114        | 2         | 141          | 525          |
| WARD 2       | 342          | 0        | 197        | 3         | 234          | 776          |
| WARD 3       | 421          | 0        | 216        | 6         | 290          | 933          |
| WARD 4       | 215          | 0        | 276        | 3         | 294          | 788          |
| WARD 5       | 390          | 0        | 45         | 2         | 130          | 567          |
| <b>TOTAL</b> | <b>1,636</b> | <b>0</b> | <b>848</b> | <b>16</b> | <b>1,089</b> | <b>3,589</b> |

| GREENVILLE   | DEM           | GRE       | REP           | LIB        | UNA           | TOTAL         |
|--------------|---------------|-----------|---------------|------------|---------------|---------------|
| DISTRICT 1   | 6,617         | 2         | 1,349         | 95         | 3,641         | 11,704        |
| DISTRICT 2   | 6,721         | 3         | 1,394         | 74         | 3,440         | 11,632        |
| DISTRICT 3   | 4,259         | 5         | 2,584         | 137        | 6,303         | 13,288        |
| DISTRICT 4   | 4,562         | 4         | 3,522         | 97         | 4,752         | 12,937        |
| DISTRICT 5   | 4,923         | 1         | 3,465         | 83         | 4,341         | 12,813        |
| <b>TOTAL</b> | <b>27,082</b> | <b>15</b> | <b>12,314</b> | <b>486</b> | <b>22,477</b> | <b>62,374</b> |

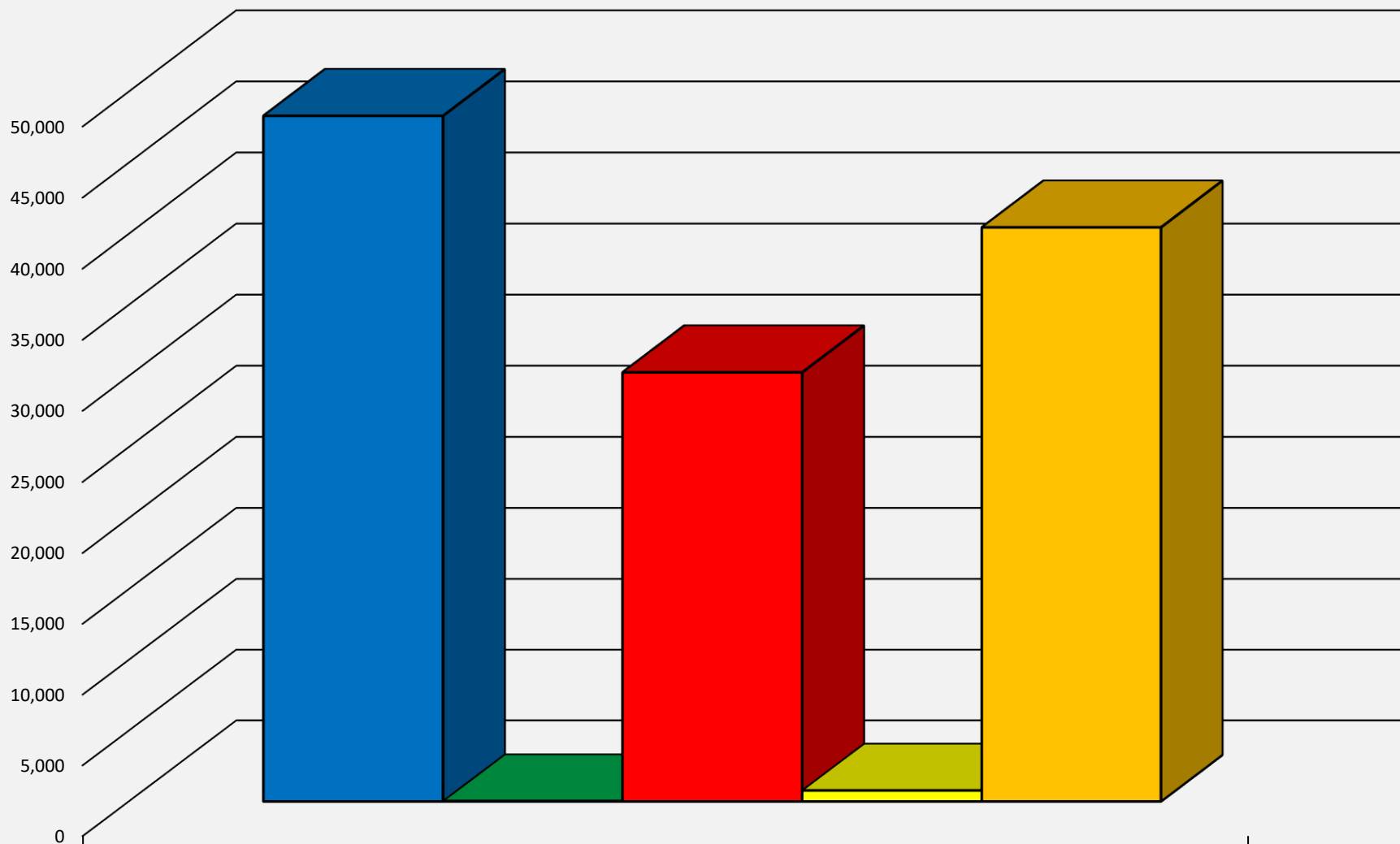
# Congressional District and Party August 10, 2023



|     | DISTRICT 1 | DISTRICT 3 |
|-----|------------|------------|
| DEM | 45,061     | 3,239      |
| GRE | 19         | 3          |
| REP | 25,798     | 4,460      |
| LIB | 704        | 74         |
| UNA | 36,386     | 4,068      |

# NC Senate District and Party

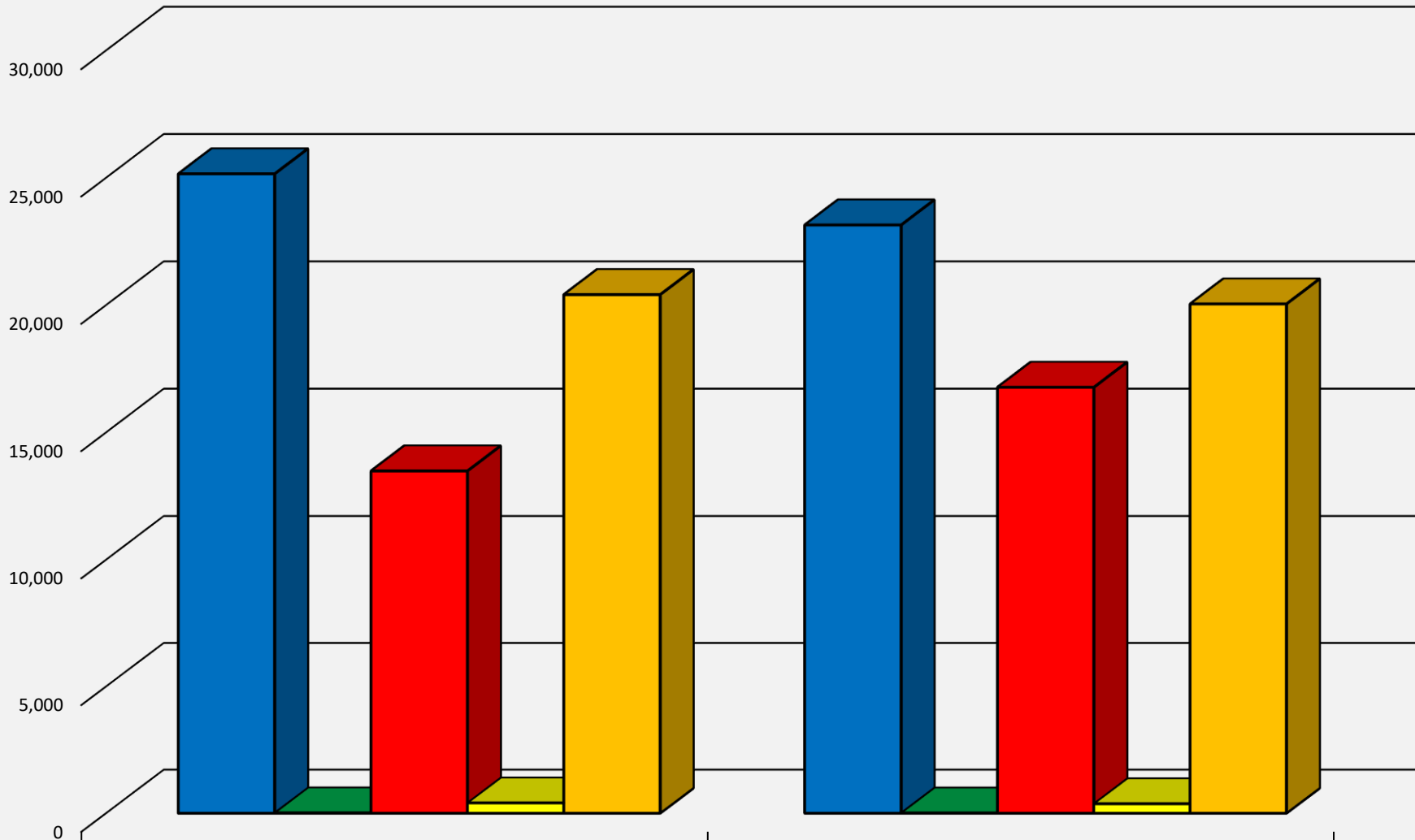
## August 10, 2023



|     | DISTRICT 5 |
|-----|------------|
| DEM | 48,300     |
| GRE | 22         |
| REP | 30,258     |
| LIB | 778        |
| UNA | 40,454     |



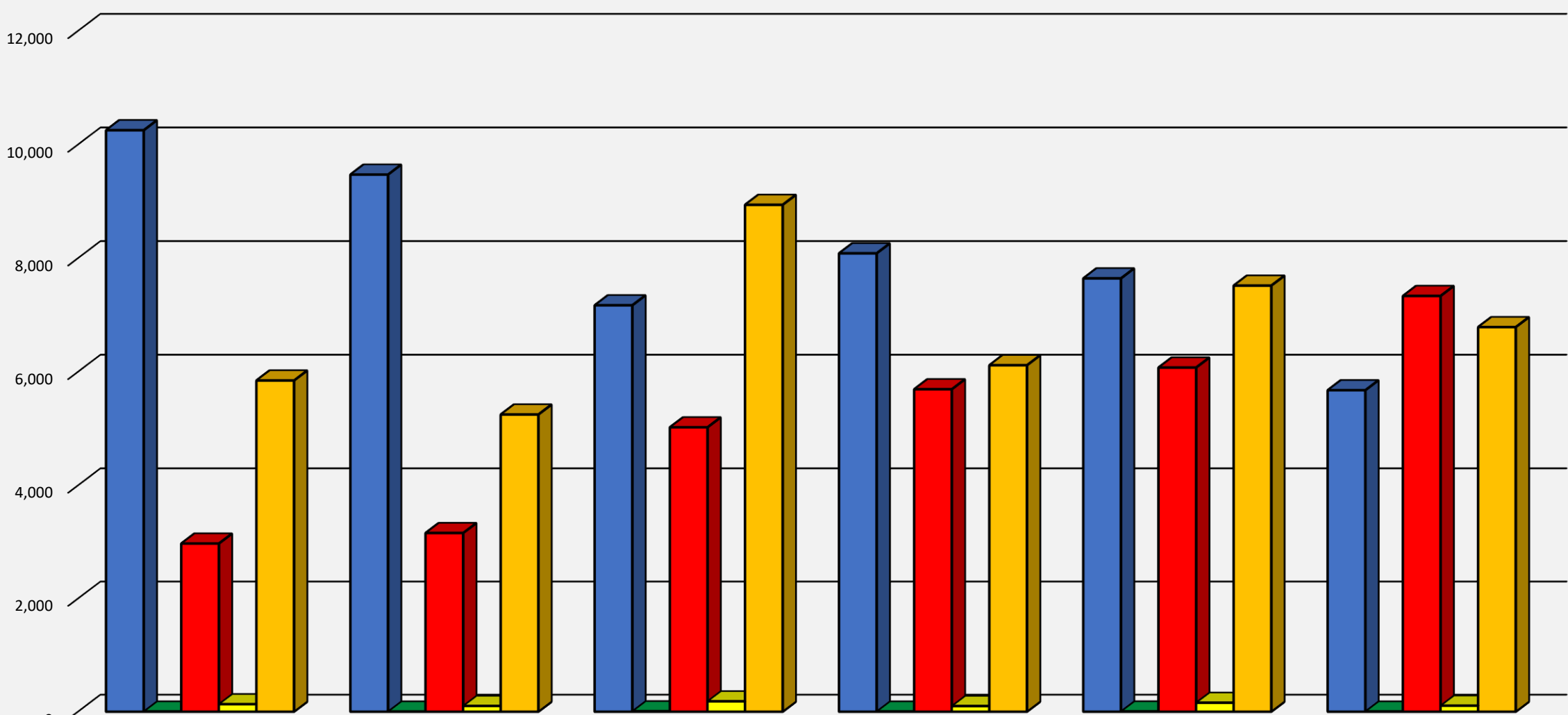
## NC House District and Party August 10, 2023



|     | DISTRICT 8 | DISTRICT 9 |
|-----|------------|------------|
| DEM | 25,154     | 23,146     |
| GRE | 12         | 10         |
| REP | 13,486     | 16,772     |
| LIB | 405        | 373        |
| UNA | 20,410     | 20,044     |

# County Commissioner District and Party

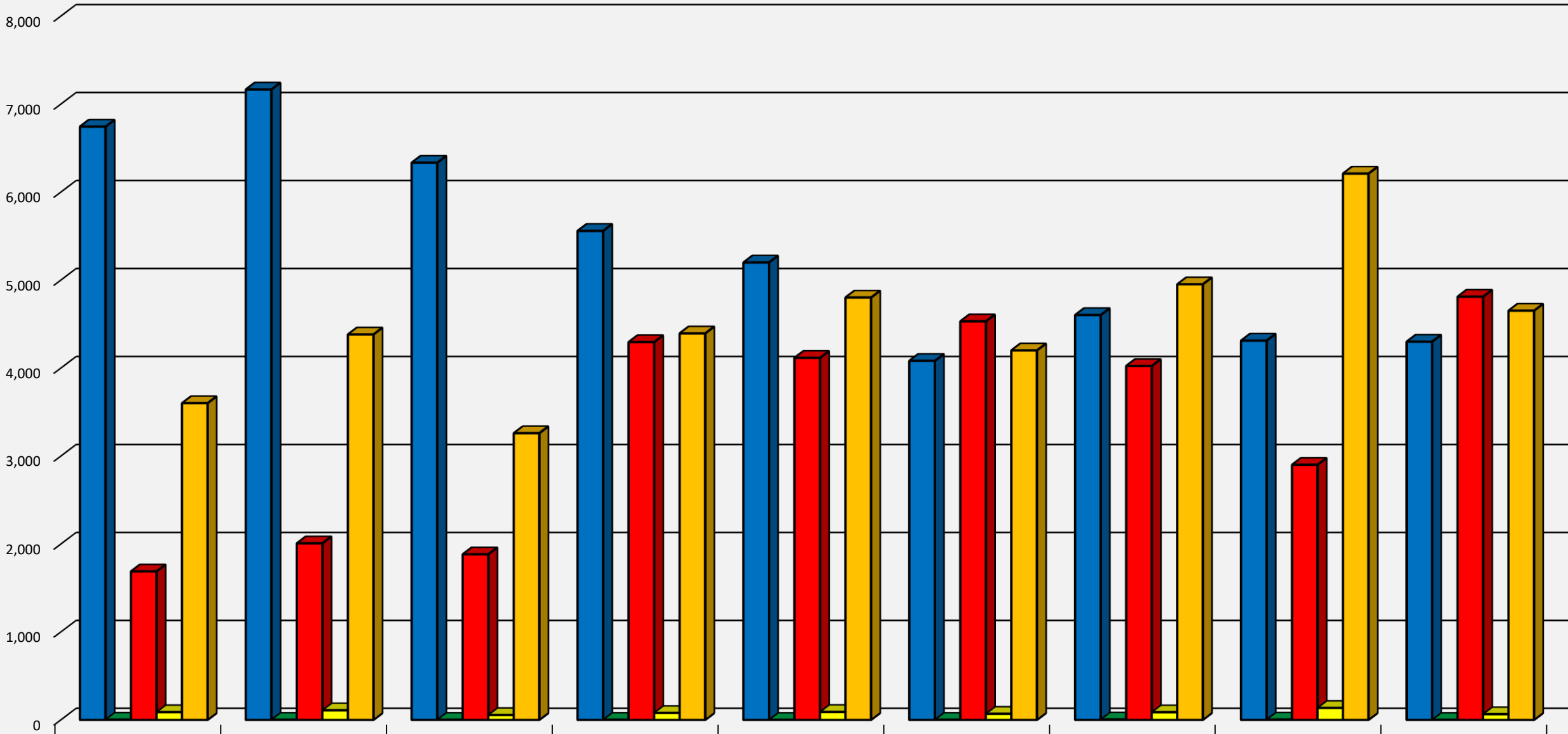
August 10, 2023



|     | DISTRICT 01/A | DISTRICT 02/A | DISTRICT 03/B | DISTRICT 04/C | DISTRICT 05/C | DISTRICT 06/B |
|-----|---------------|---------------|---------------|---------------|---------------|---------------|
| DEM | 10,252        | 9,471         | 7,171         | 8,085         | 7,645         | 5,676         |
| GRE | 3             | 2             | 7             | 3             | 4             | 3             |
| REP | 2,973         | 3,159         | 5,023         | 5,693         | 6,075         | 7,335         |
| LIB | 132           | 101           | 183           | 99            | 158           | 105           |
| UNA | 5,847         | 5,248         | 8,939         | 6,116         | 7,517         | 6,787         |


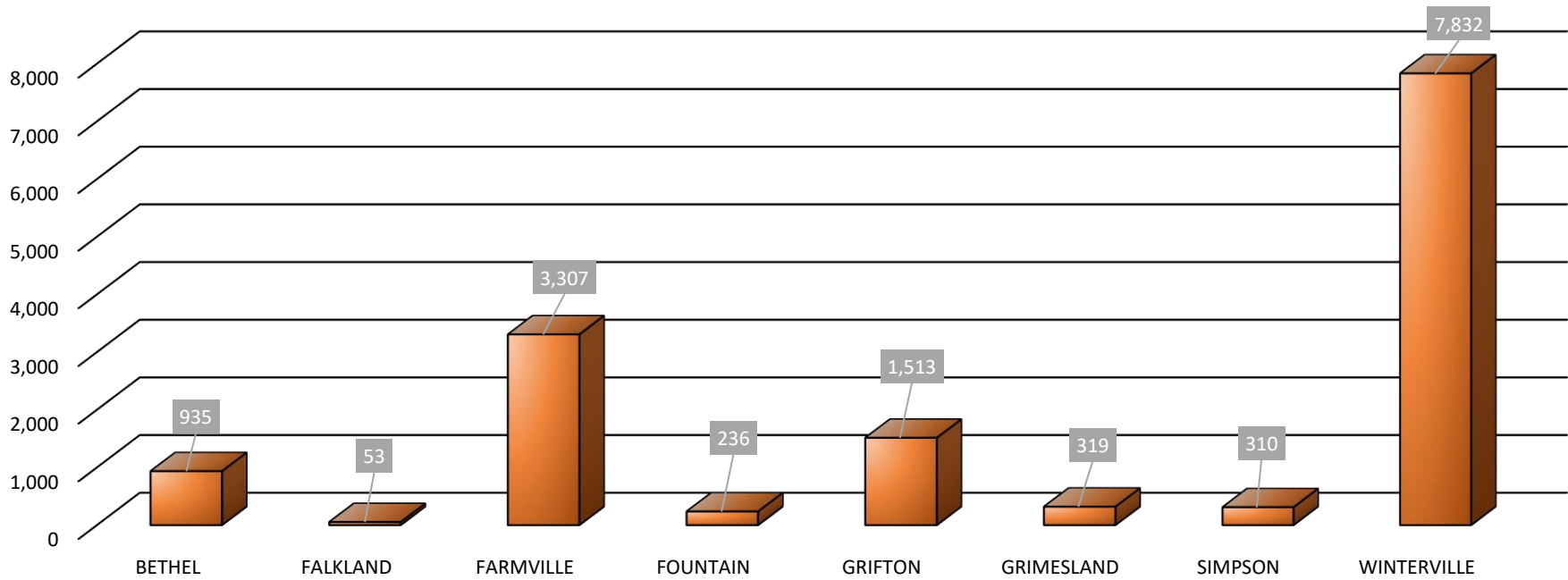
# Board of Education District and Party

August 10, 2023



|     | DISTRICT 1 | DISTRICT 2 | DISTRICT 3 | DISTRICT 4 | DISTRICT 5 | DISTRICT 6 | DISTRICT 7 | DISTRICT 8 | DISTRICT 9 |
|-----|------------|------------|------------|------------|------------|------------|------------|------------|------------|
| DEM | 6,744      | 7,166      | 6,334      | 5,559      | 5,200      | 4,082      | 4,603      | 4,312      | 4,300      |
| GRE | 3          | 2          | 2          | 2          | 1          | 2          | 5          | 4          | 1          |
| REP | 1,689      | 2,008      | 1,883      | 4,295      | 4,116      | 4,531      | 4,024      | 2,901      | 4,811      |
| LIB | 88         | 109        | 55         | 79         | 90         | 69         | 87         | 136        | 65         |
| UNA | 3,601      | 4,382      | 3,260      | 4,394      | 4,802      | 4,201      | 4,952      | 6,210      | 4,652      |

## Total Municipal Registration August 10, 2023

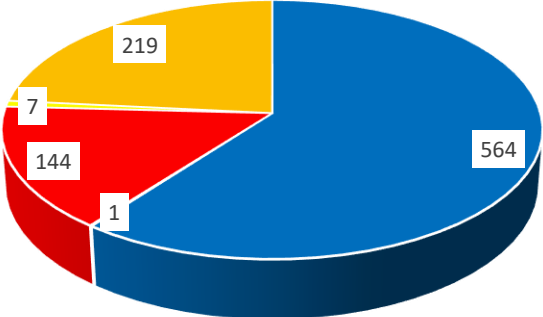


| Party | BETHEL | FALKLAND | FARMVILLE | FOUNTAIN | GRIFTON | GRIMESLAND | SIMPSON | WINTERVILLE |
|-------|--------|----------|-----------|----------|---------|------------|---------|-------------|
| UNA   | 219    | 14       | 849       | 70       | 474     | 105        | 83      | 2,422       |
| REP   | 144    | 19       | 778       | 58       | 382     | 79         | 78      | 2,068       |
| LIB   | 7      | 0        | 14        | 0        | 7       | 1          | 1       | 51          |
| GRE   | 1      | 0        | 1         | 0        | 2       | 0          | 0       | 1           |
| DEM   | 564    | 20       | 1,665     | 108      | 648     | 134        | 148     | 3,290       |

■ DEM 
 ■ GRE 
 ■ LIB 
 ■ REP 
 ■ UNA

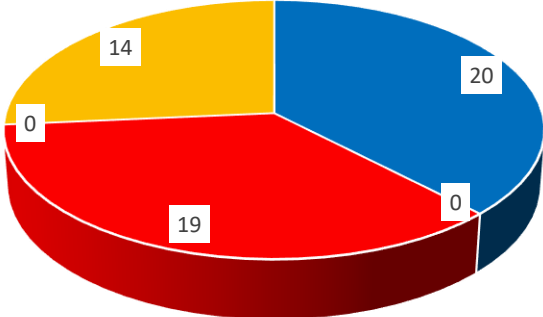
Municipality and Party  
August 10, 2023

BETHEL



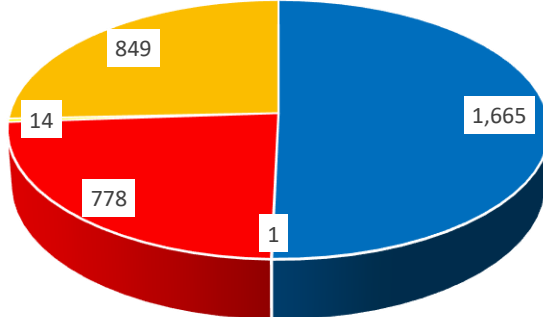
■ DEM ■ GRE ■ REP ■ LIB ■ UNA

FALKLAND



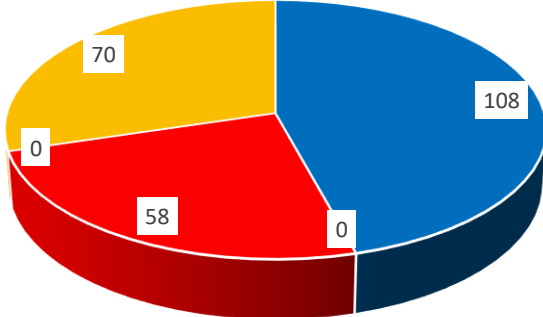
■ DEM ■ GRE ■ REP ■ LIB ■ UNA

FARMVILLE



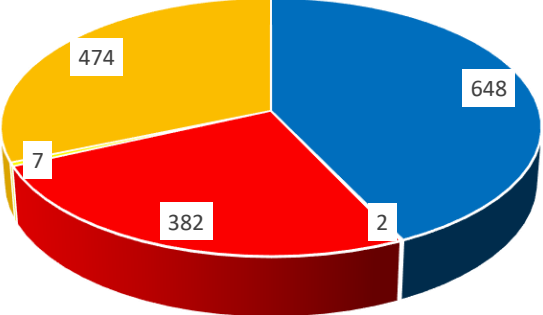
■ DEM ■ GRE ■ REP ■ LIB ■ UNA

FOUNTAIN



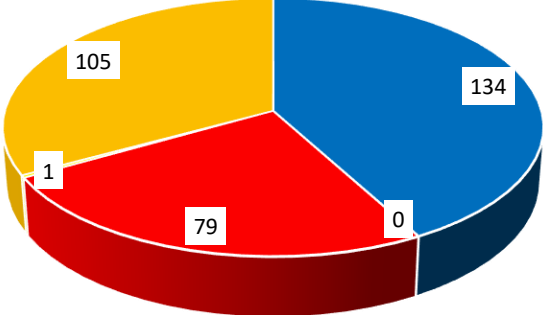
■ DEM ■ GRE ■ REP ■ LIB ■ UNA

GRIFTON



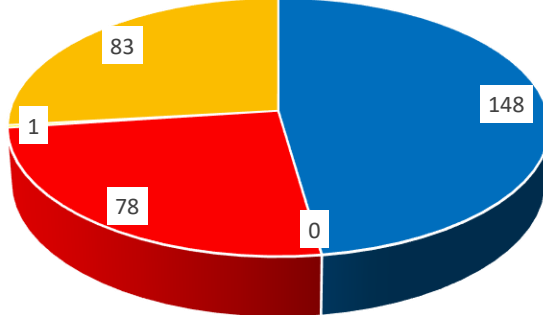
■ DEM ■ GRE ■ REP ■ LIB ■ UNA

GRIMESLAND



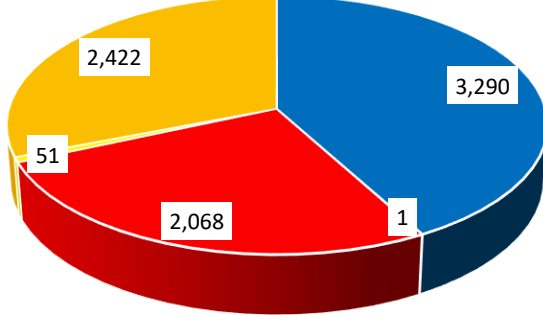
■ DEM ■ GRE ■ REP ■ LIB ■ UNA

SIMPSON



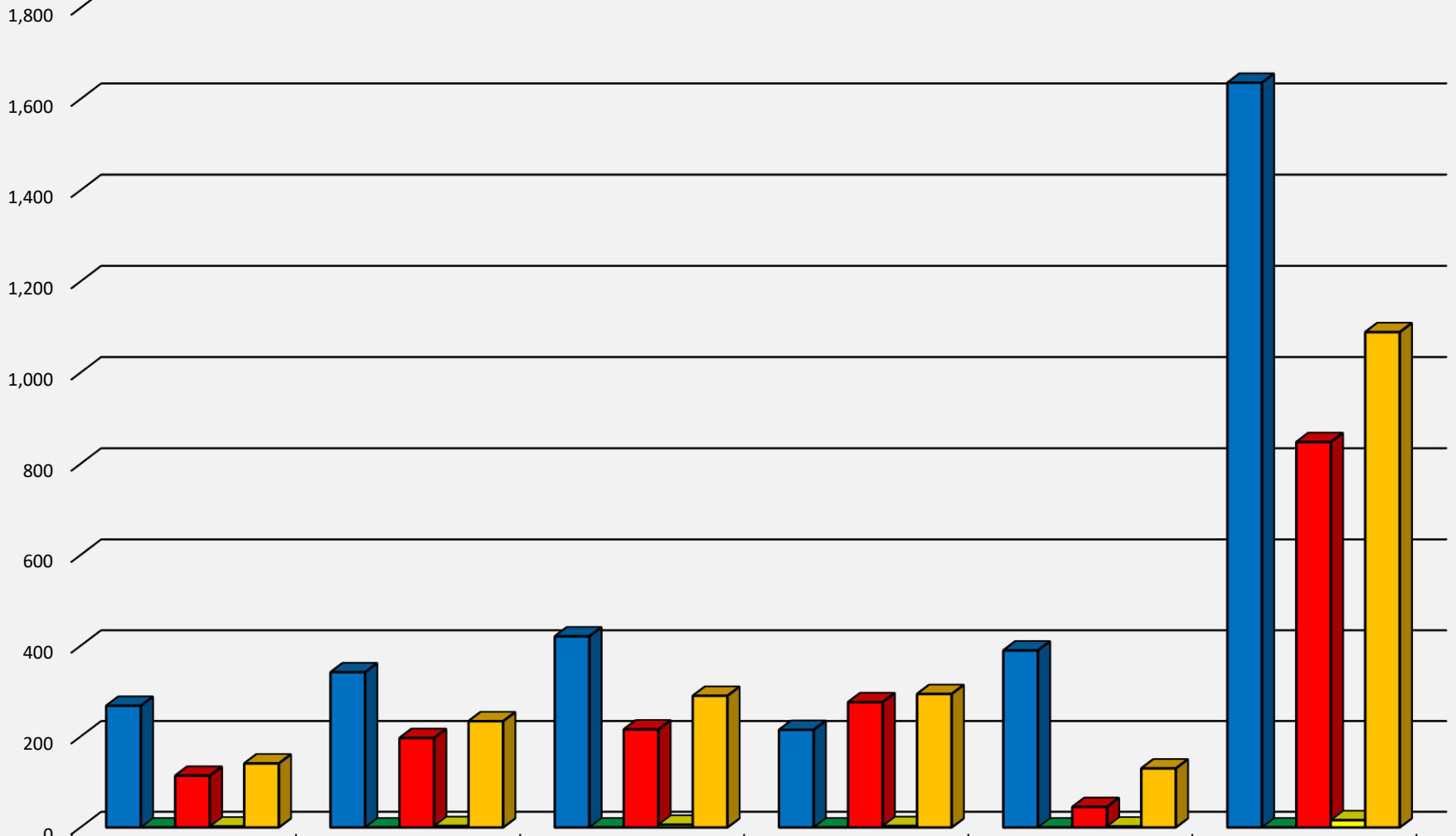
■ DEM ■ GRE ■ REP ■ LIB ■ UNA

WINTERVILLE



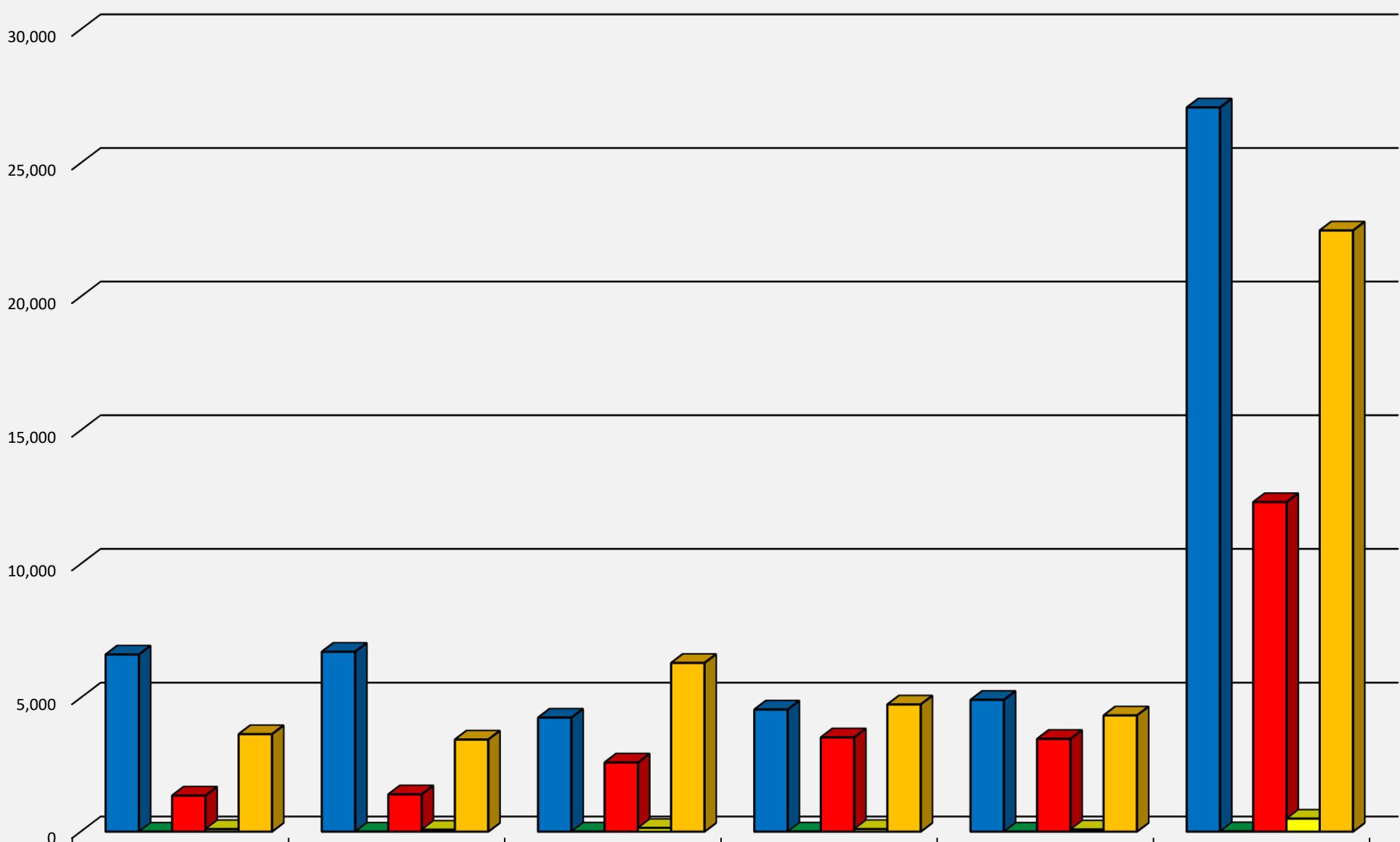
■ DEM ■ GRE ■ REP ■ LIB ■ UNA

## Ayden Ward and Party August 10, 2023



|     | WARD 1 | WARD 2 | WARD 3 | WARD 4 | WARD 5 | TOTAL |
|-----|--------|--------|--------|--------|--------|-------|
| DEM | 268    | 342    | 421    | 215    | 390    | 1,636 |
| GRE | 0      | 0      | 0      | 0      | 0      | 0     |
| REP | 114    | 197    | 216    | 276    | 45     | 848   |
| LIB | 2      | 3      | 6      | 3      | 2      | 16    |
| UNA | 141    | 234    | 290    | 294    | 130    | 1,089 |

## Greenville Council District and Party August 10, 2023



|     | DISTRICT 1 | DISTRICT 2 | DISTRICT 3 | DISTRICT 4 | DISTRICT 5 | TOTAL  |
|-----|------------|------------|------------|------------|------------|--------|
| DEM | 6,617      | 6,721      | 4,259      | 4,562      | 4,923      | 27,082 |
| GRE | 2          | 3          | 5          | 4          | 1          | 15     |
| REP | 1,349      | 1,394      | 2,584      | 3,522      | 3,465      | 12,314 |
| LIB | 95         | 74         | 137        | 97         | 83         | 486    |
| UNA | 3,641      | 3,440      | 6,303      | 4,752      | 4,341      | 22,477 |