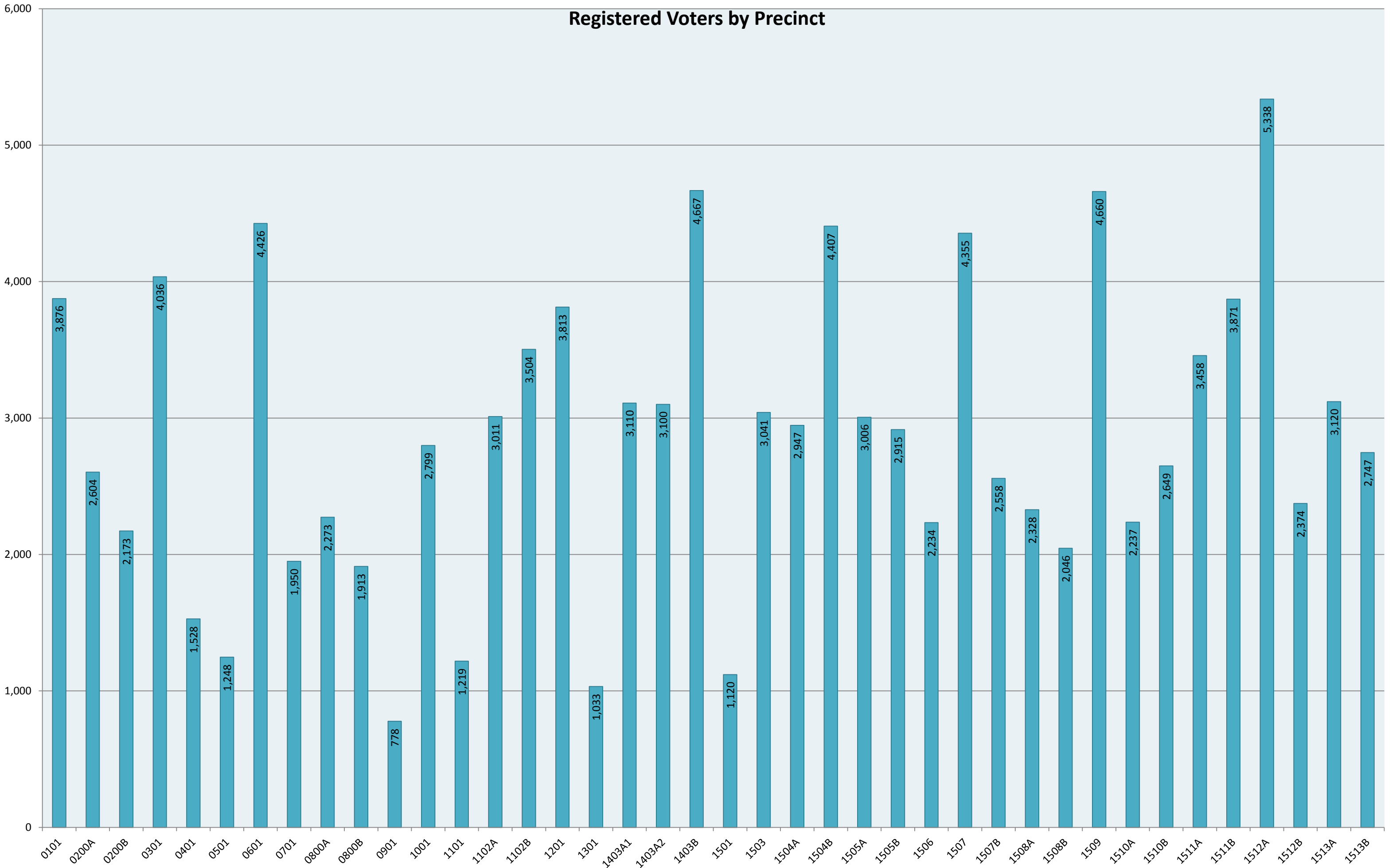
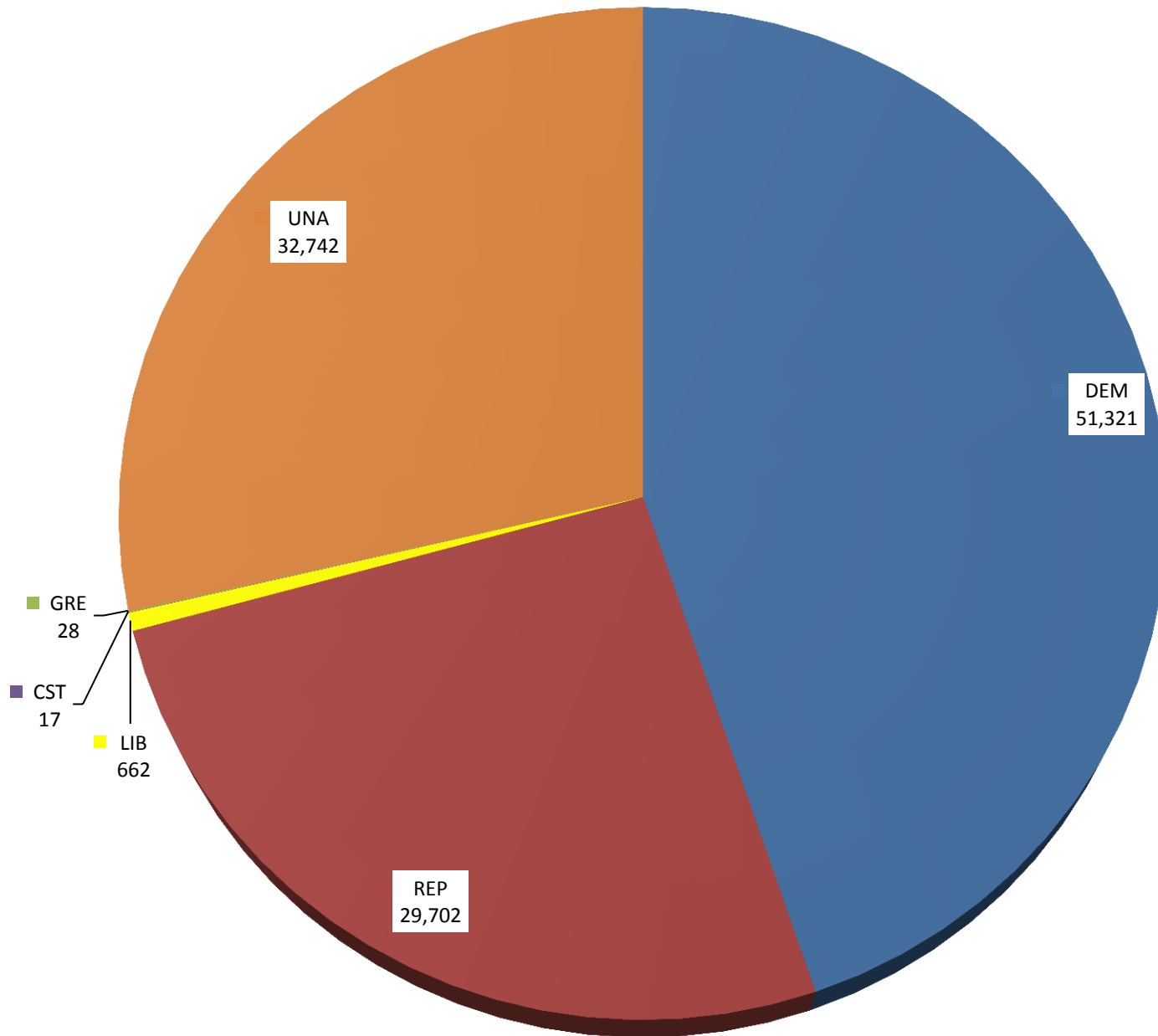


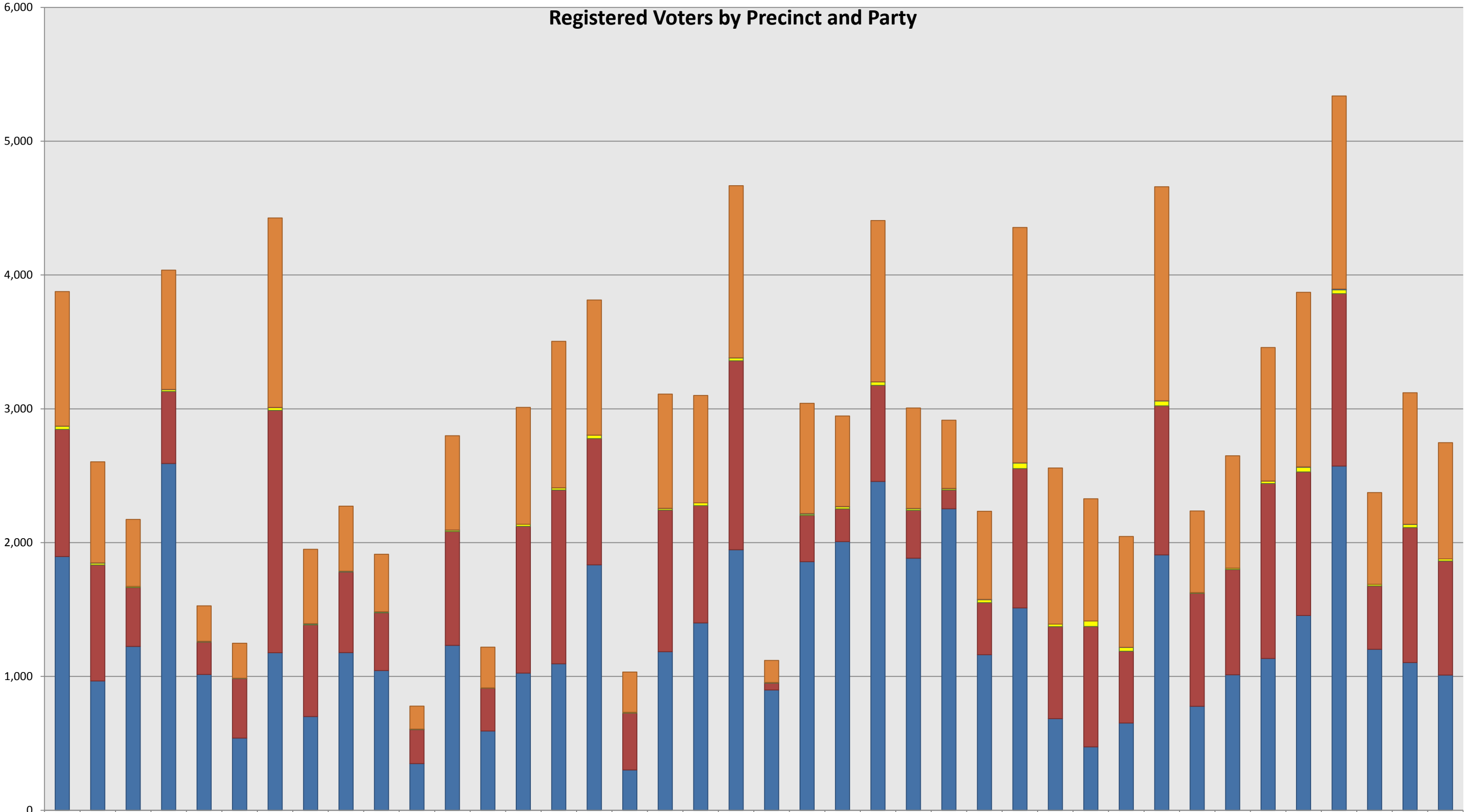
Registered Voters by Precinct



Registration by Party

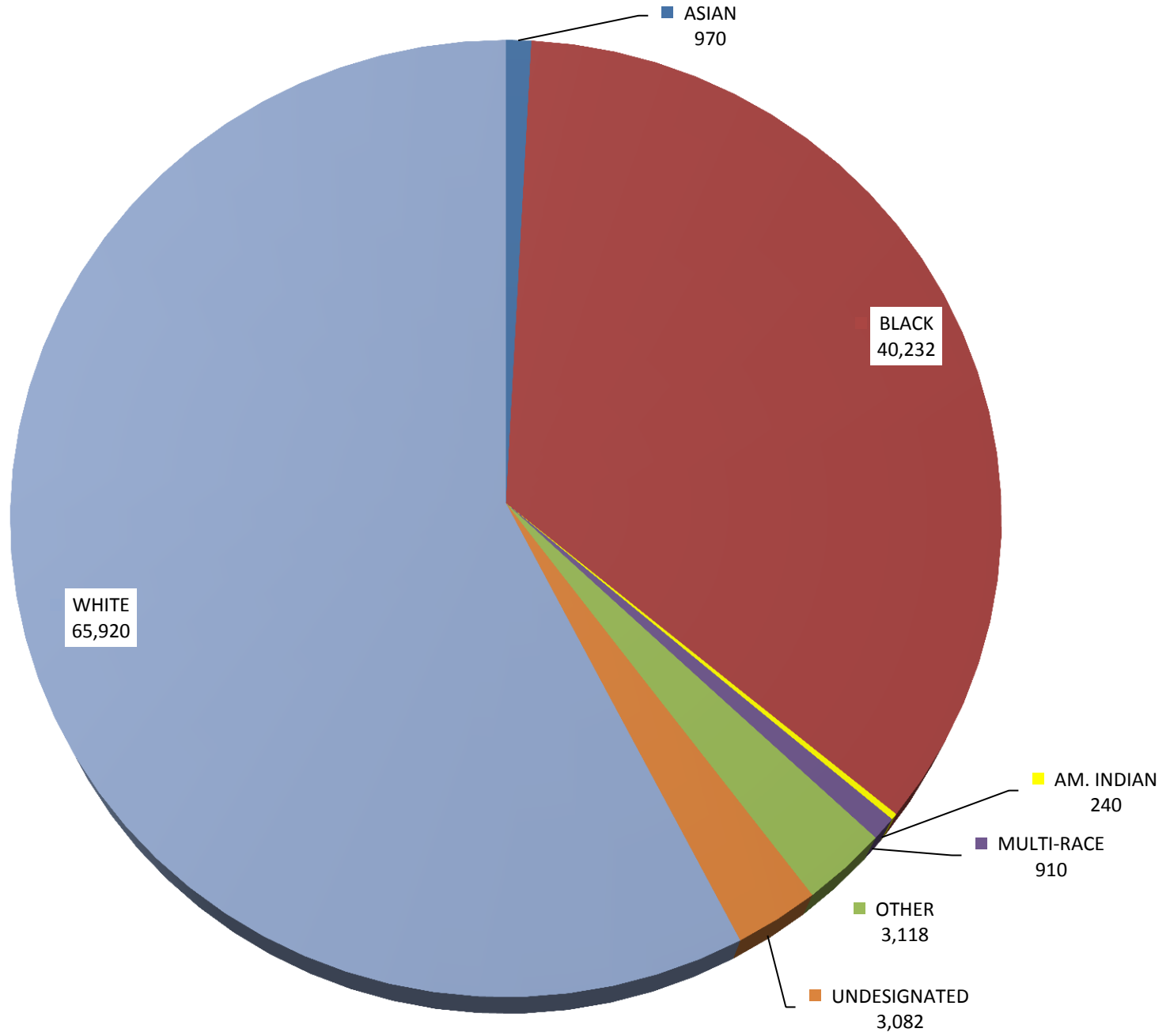


Registered Voters by Precinct and Party

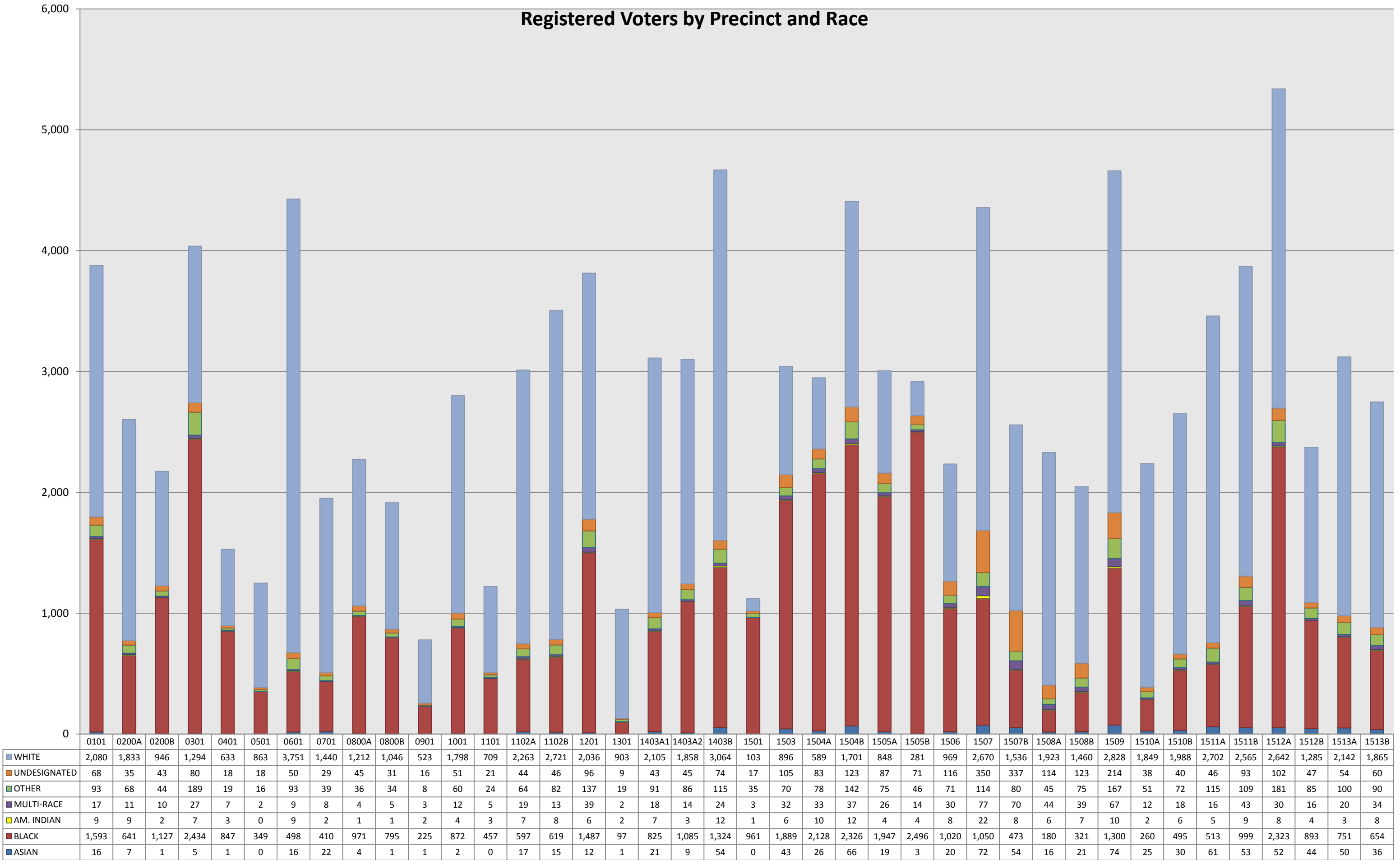


	0101	0200A	0200B	0301	0401	0501	0601	0701	0800A	0800B	0901	1001	1101	1102A	1102B	1201	1301	1403A1	1403A2	1403B	1501	1503	1504A	1504B	1505A	1505B	1506	1507	1507B	1508A	1508B	1509	1510A	1510B	1511A	1511B	1512A	1512B	1513A	1513B
UNA	1,005	755	500	891	265	261	1,415	555	486	429	171	704	304	873	1,094	1,009	301	853	802	1,285	165	824	677	1,205	750	509	658	1,758	1,167	913	828	1,600	610	839	997	1,304	1,443	685	983	869
GRE	1	1	0	1	0	1	0	1	2	1	0	1	0	0	0	0	0	0	0	1	1	3	0	1	2	0	1	2	0	0	1	1	0	0	0	1	4	0	1	0
CST	0	1	0	0	1	0	1	0	0	0	1	0	0	0	1	1	0	1	0	0	0	0	2	0	0	2	1	0	0	0	0	1	0	0	1	2	1	0	0	0
LIB	24	14	8	15	5	2	22	8	4	7	3	11	3	16	16	25	5	13	22	22	3	10	16	26	13	11	22	42	19	42	28	36	6	11	18	35	29	12	23	15
REP	950	866	440	537	242	445	1,811	685	603	432	254	850	320	1,097	1,298	944	425	1,058	876	1,412	52	346	244	718	357	140	389	1,041	687	899	537	1,113	844	786	1,307	1,073	1,289	474	1,009	852
DEM	1,896	967	1,225	2,592	1,015	539	1,177	701	1,178	1,044	349	1,233	592	1,025	1,095	1,834	302	1,185	1,400	1,947	899	1,858	2,008	2,457	1,884	2,253	1,163	1,512	685	474	652	1,909	777	1,013	1,135	1,456	2,572	1,203	1,104	1,011

Registration by Race

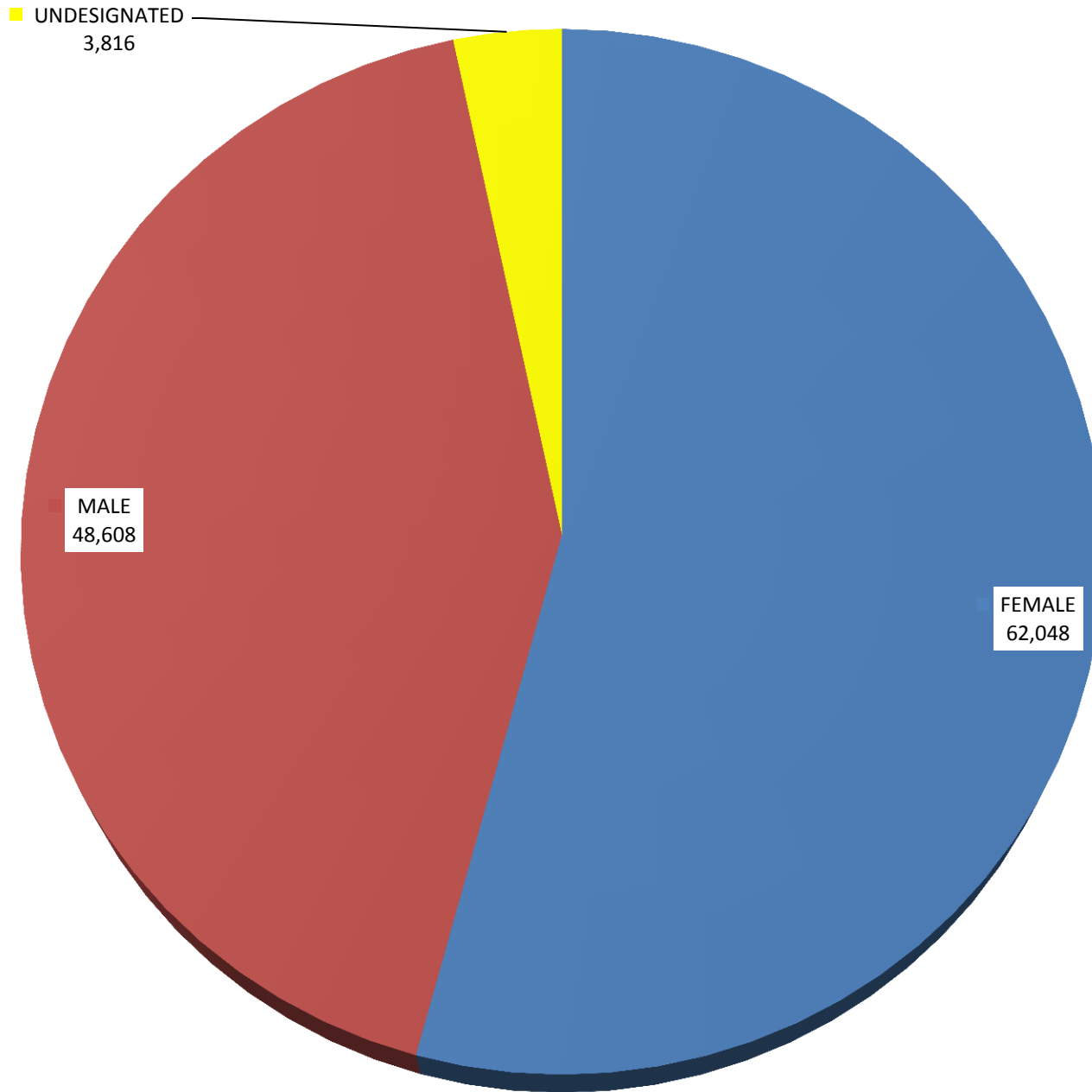


Registered Voters by Precinct and Race

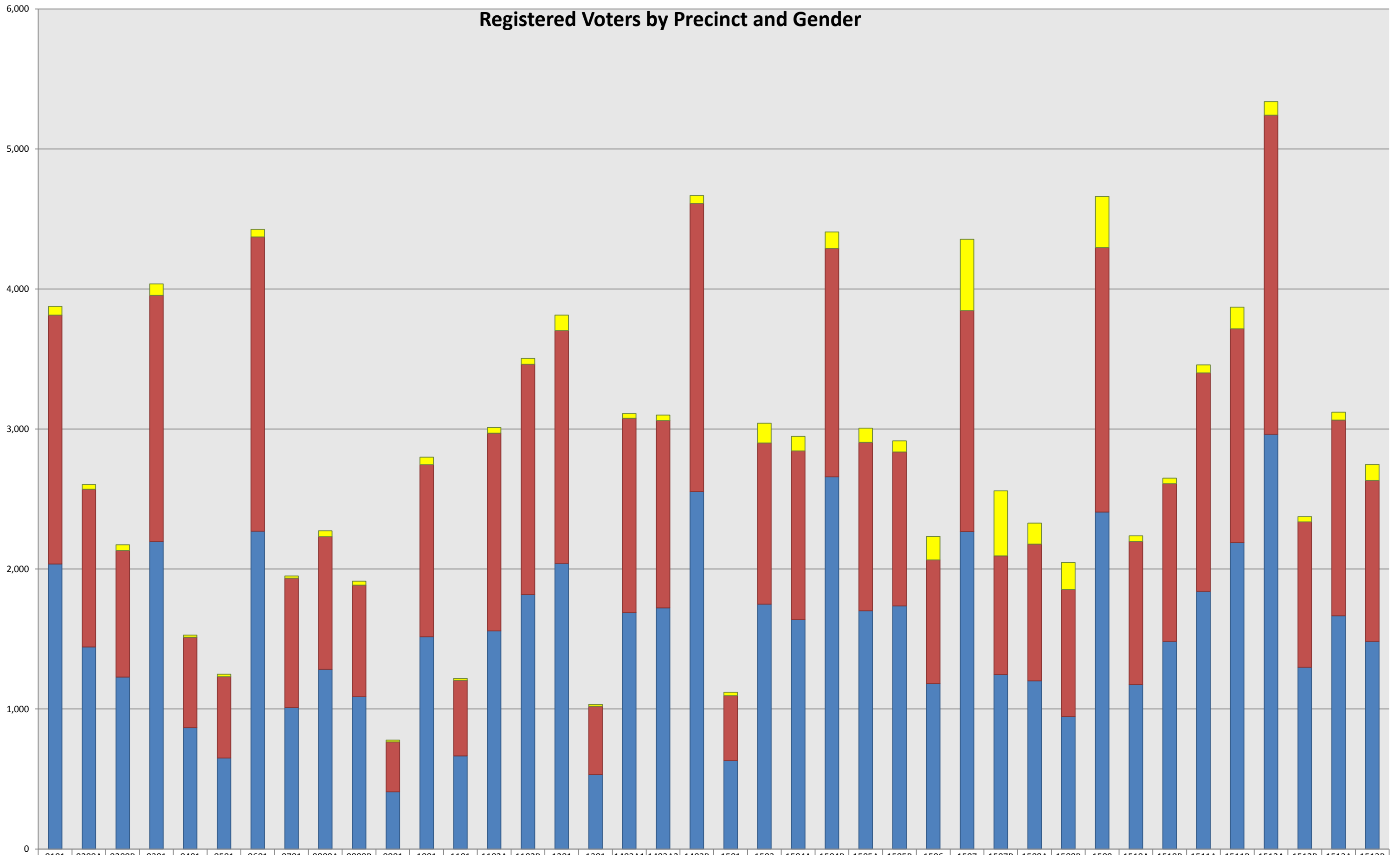


ASIAN BLACK AM. INDIAN MULTI-RACE OTHER UNDESIGNATED WHITE

Registration by Gender

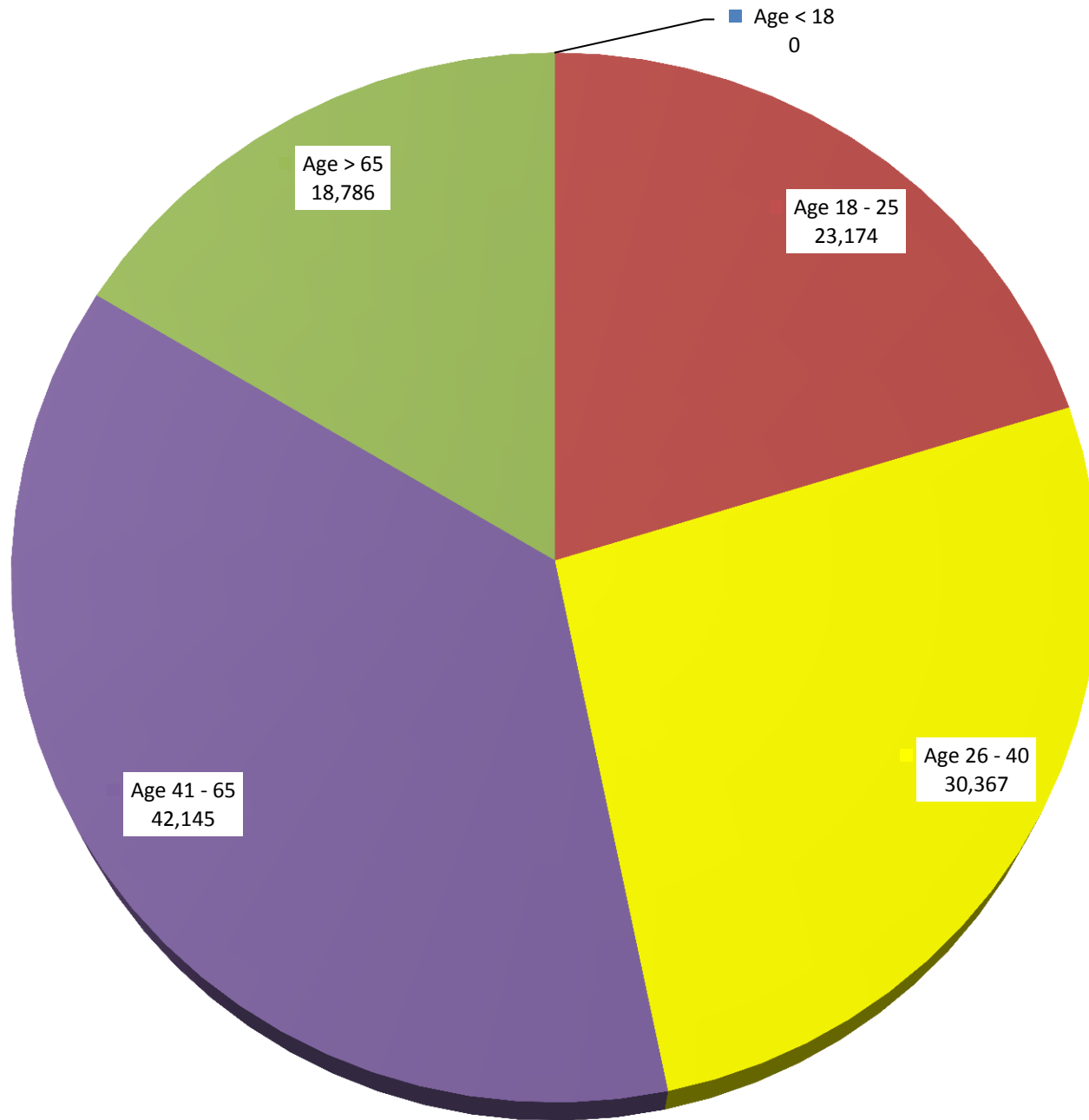


Registered Voters by Precinct and Gender

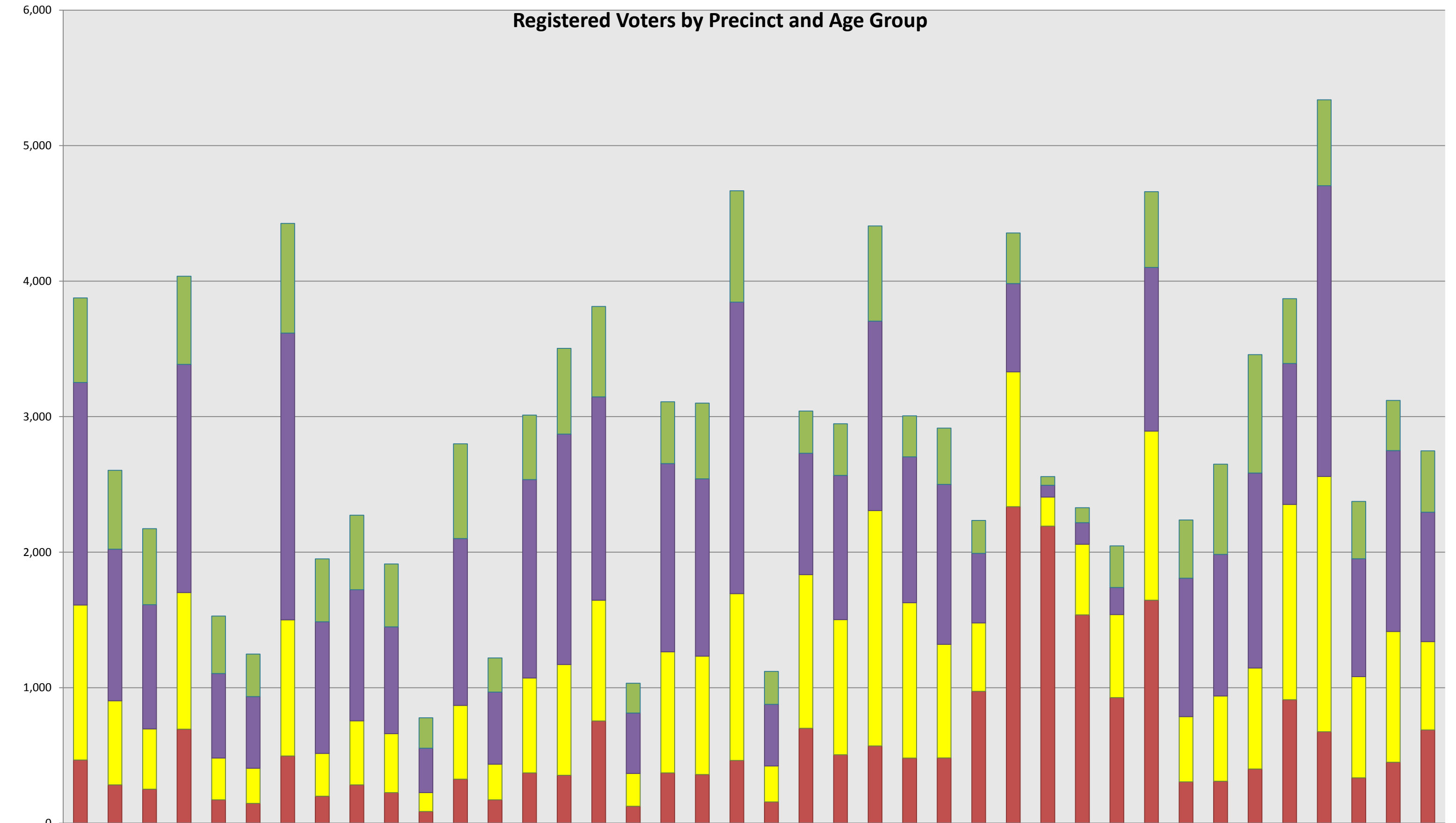


	0101	0200A	0200B	0301	0401	0501	0601	0701	0800A	0800B	0901	1001	1101	1102A	1102B	1201	1301	1403A1	1403A2	1403B	1501	1503	1504A	1504B	1505A	1505B	1506	1507	1507B	1508A	1508B	1509	1510A	1510B	1511A	1511B	1512A	1512B	1513A	1513B
UNDESIGNATED	63	34	41	82	16	16	54	16	43	28	13	53	14	41	41	110	13	34	39	54	24	141	104	116	101	79	169	509	464	150	193	365	40	39	57	155	96	38	56	115
MALE	1,777	1,126	904	1,757	644	581	2,101	923	946	798	356	1,229	540	1,412	1,646	1,662	488	1,386	1,339	2,060	463	1,151	1,205	1,632	1,203	1,100	882	1,579	848	976	907	1,888	1,021	1,127	1,561	1,526	2,279	1,038	1,398	1,149
FEMALE	2,036	1,444	1,228	2,197	868	651	2,271	1,011	1,284	1,087	409	1,517	665	1,558	1,817	2,041	532	1,690	1,722	2,553	633	1,749	1,638	2,659	1,702	1,736	1,183	2,267	1,246	1,202	946	2,407	1,176	1,483	1,840	2,190	2,963	1,298	1,666	1,483

Registration by Age



Registered Voters by Precinct and Age Group



	0101	0200A	0200B	0301	0401	0501	0601	0701	0800A	0800B	0901	1001	1101	1102A	1102B	1201	1301	1403A1	1403A2	1403B	1501	1503	1504A	1504B	1505A	1505B	1506	1507	1507B	1508A	1508B	1509	1510A	1510B	1511A	1511B	1512A	1512B	1513A	1513B	
Age > 65	624	582	561	650	424	314	809	464	550	464	224	699	252	475	633	667	220	456	559	822	243	311	380	702	303	415	243	373	64	110	307	559	429	666	874	479	634	423	370	452	
Age 41 - 65	1,642	1,119	916	1,684	623	529	2,116	971	968	788	328	1,231	532	1,465	1,700	1,501	446	1,389	1,308	2,151	455	896	1,065	1,398	1,076	1,180	513	651	88	159	200	1,208	1,021	1,044	1,439	1,040	2,145	870	1,335	955	
Age 26 - 40	1,144	620	445	1,008	308	259	1,005	316	472	436	140	544	263	700	817	891	242	894	874	1,231	265	1,134	997	1,737	1,146	838	505	995	214	522	612	1,248	482	630	745	1,441	1,884	746	965	652	
Age 18 - 25	466	283	251	694	173	146	496	199	283	225	86	325	172	371	354	754	125	371	359	463	157	700	505	570	481	482	973	2,336	2,192	1,537	927	1,645	305	309	400	911	675	335	450	688	
Age < 18	0	0	0	0	0	0	0	0	0	0	0	0	0	0	0	0	0	0	0	0	0	0	0	0	0	0	0	0	0	0	0	0	0	0	0	0	0	0	0	0	0